

Onshore Grab Sample

Sample: CH-10-BB
Sample Taken By: D. Phelps
Sample Collected On: 12/17/09
Splits? N/A

County: Charlotte
Latitude: 26° 50' 57.9"
Longitude: 82° 18' 21.9"
Datum: WGS 84
Surf. Elev: N/A
Datum: N/A

Fine Data Summary

Total Sample Weight	68.53 grams
Total Fines in Sample	0.106 grams
Total Percent Fines	0.15 %

Dry Sieving Summary

Total Sample Weight	68.213 grams
Total Digested Weight	52.268 grams
Total Carbonate Weight	15.945 grams
Total Silica %	76.62 %
Total Carbonate %	23.38 %
Carbonate/Silica Ratio	0.305

General Comments:

None

Description

Worked By: M. Ladle

Pre-Digestion Grain Size Distribution

Onshore Grab Sample

Sample: CH-10-BB

Total Sample Mass: 68.213 grams

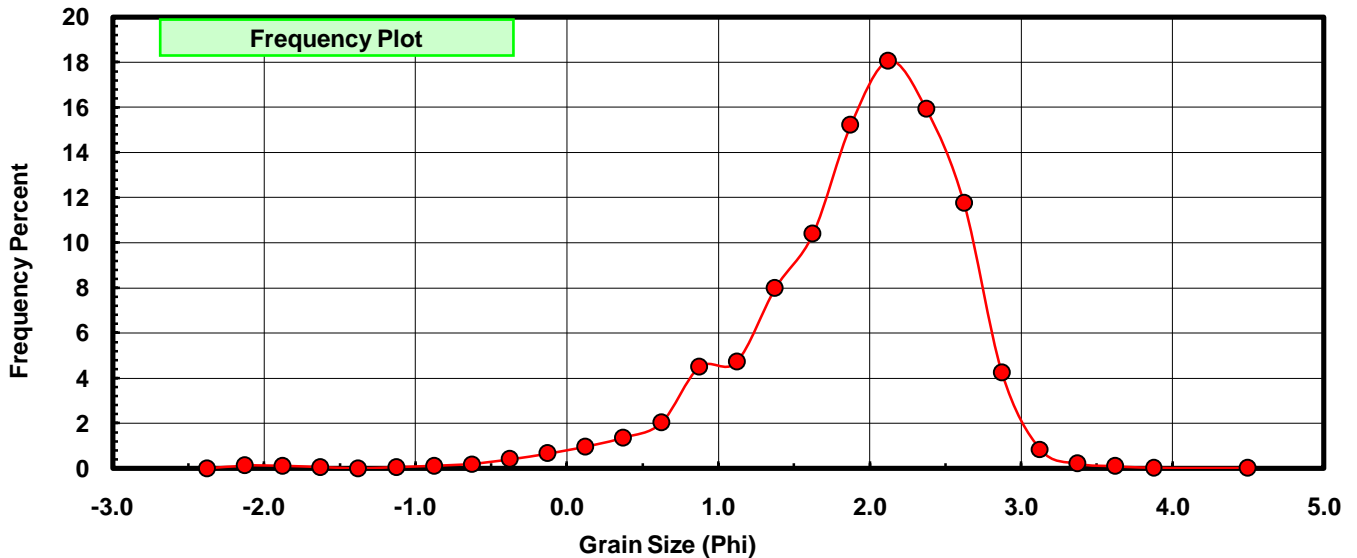
Sieve Size (phi)	Sieve Midpt (phi)	Weight (grams)	Freq Weight %	Cumulative Weight %
-2.25	-2.375	0.000	0.000	0.000
-2.00	-2.125	0.084	0.123	0.123
-1.75	-1.875	0.070	0.103	0.226
-1.50	-1.625	0.030	0.044	0.270
-1.25	-1.375	0.000	0.000	0.270
-1.00	-1.125	0.038	0.056	0.325
-0.75	-0.875	0.076	0.111	0.437
-0.50	-0.625	0.136	0.199	0.636
-0.25	-0.375	0.279	0.409	1.045
0.00	-0.125	0.450	0.660	1.705
0.25	0.125	0.658	0.965	2.670
0.50	0.375	0.925	1.356	4.026
0.75	0.625	1.376	2.017	6.043
1.00	0.875	3.065	4.493	10.536
1.25	1.125	3.223	4.725	15.261
1.50	1.375	5.440	7.975	23.236
1.75	1.625	7.090	10.394	33.630
2.00	1.875	10.372	15.205	48.835
2.25	2.125	12.316	18.055	66.890
2.50	2.375	10.863	15.925	82.816
2.75	2.625	8.018	11.754	94.570
3.00	2.875	2.895	4.244	98.814
3.25	3.125	0.581	0.852	99.666
3.50	3.375	0.142	0.208	99.874
3.75	3.625	0.063	0.092	99.966
4.00	3.875	0.014	0.021	99.987
5.00	4.50	0.009	0.013	100.000

Statistical Results			
Mean:	1.8954	phi	(0.2688 mm)
Standard Dev:	0.7007	phi-units	(0.6153 mm)
Skewness:	-1.2272	dimensionless	
Kurtosis:	6.0089	dimensionless	
5th Moment:	-21.4775	dimensionless	
6th Moment:	104.8503	dimensionless	
RARD *	0.3697	dimensionless	
Median	1.8911	phi	(0.2696 mm)

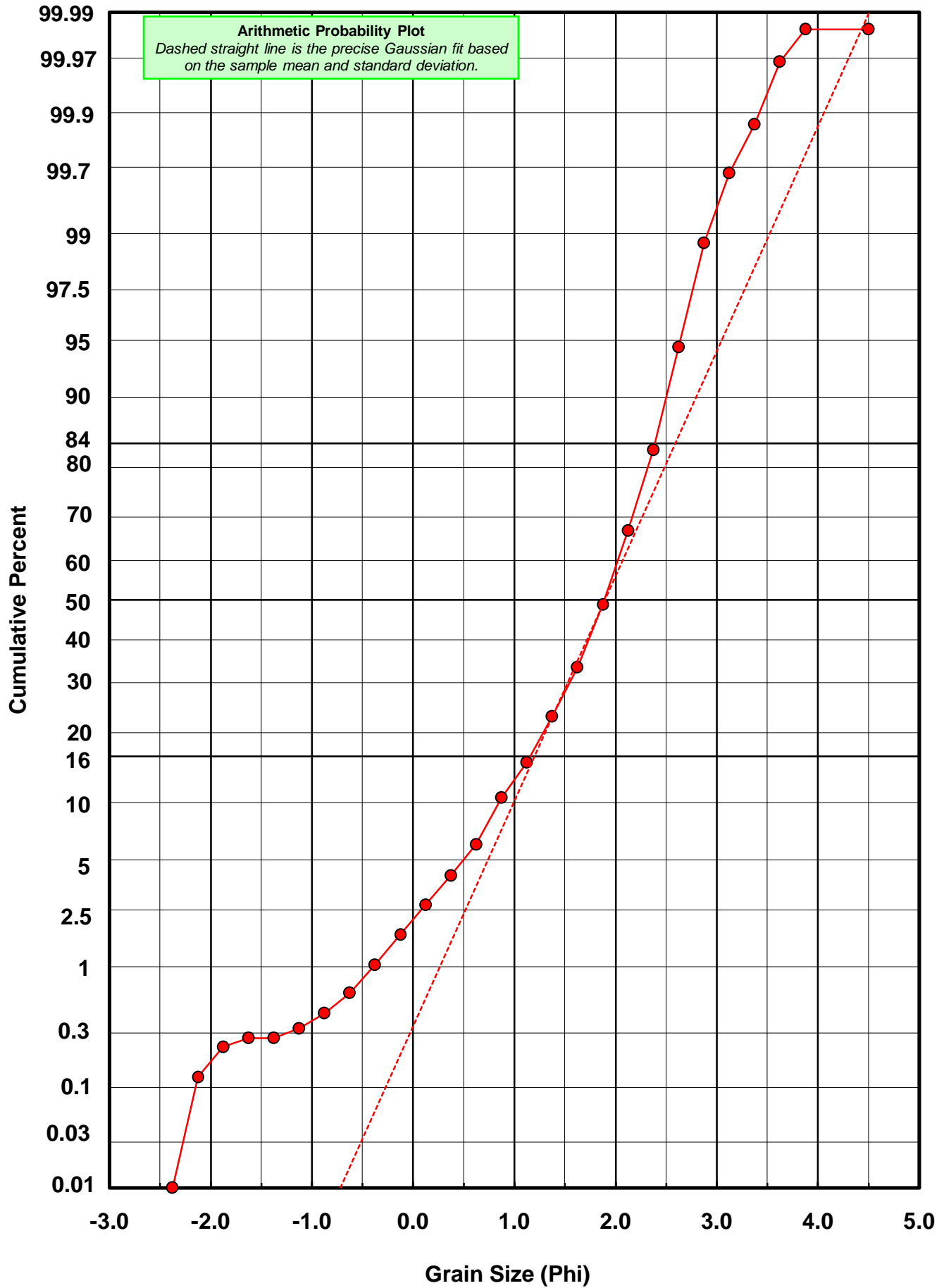
* RARD = reciprocal absolute relative dispersion (see below)

Statistical Explanation	
Calculations based on the Method of Moments	
Skewness: 3rd Stand. Moment; Exact Gaussian = 0.0	
Kurtosis: 4th Stand. Moment; Exact Gaussian = 3.0	
For Further Explanation, See Basille et al. 2002	
Millimeter data calculated by $mm = 2^{-(\phi)}$	

Reciprocal Absolute Relative Dispersion (RARD) Scale	
< 0.5	Excellent homogeneity (e.g., beaches)
0.5 to 1.0	Good homogeneity
1.0 to 1.33	Fair homogeneity
> 1.33	Poor homogeneity (e.g., glacial)



CH-10-BB



Carbonate Grain Size Distribution

Onshore Grab Sample

Sample: CH-10-BB

Total Carbonate Mass: 15.969 grams

% Carbonate: 23.4 %

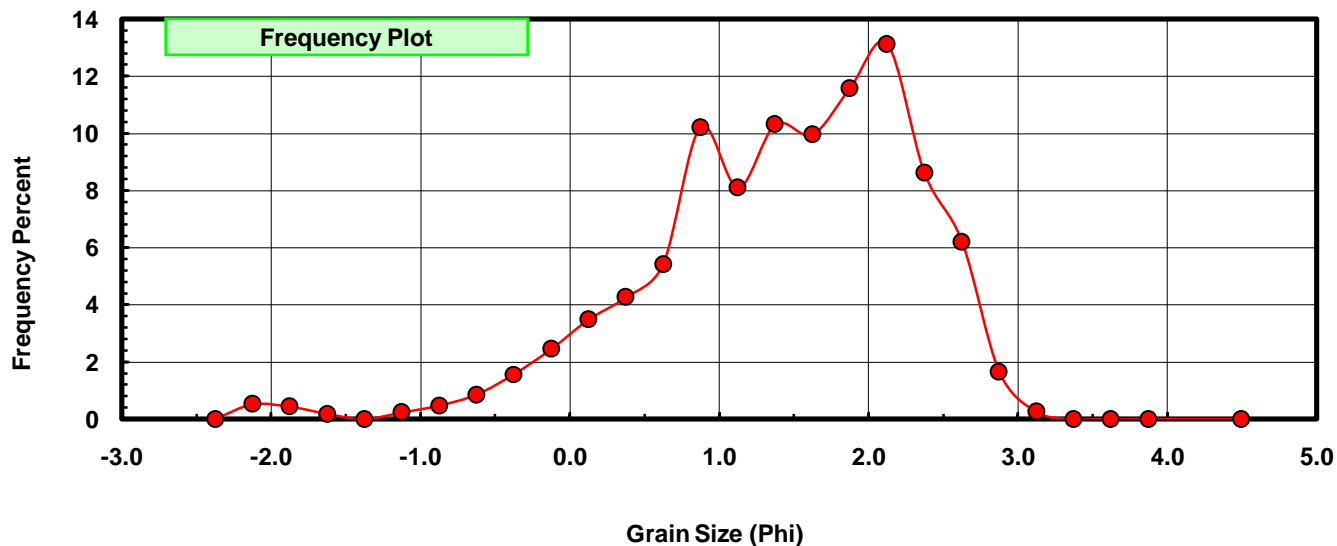
Sieve Size (phi)	Sieve Midpt (phi)	Weight (grams)	Freq Weight %	Cumulative Weight %
-2.25	-2.375	0.000	0.000	0.000
-2.00	-2.125	0.084	0.526	0.526
-1.75	-1.875	0.070	0.438	0.964
-1.50	-1.625	0.030	0.188	1.152
-1.25	-1.375	0.000	0.000	1.152
-1.00	-1.125	0.038	0.238	1.390
-0.75	-0.875	0.076	0.476	1.866
-0.50	-0.625	0.136	0.852	2.718
-0.25	-0.375	0.252	1.578	4.296
0.00	-0.125	0.393	2.461	6.757
0.25	0.125	0.557	3.488	10.245
0.50	0.375	0.682	4.271	14.516
0.75	0.625	0.866	5.423	19.939
1.00	0.875	1.631	10.214	30.152
1.25	1.125	1.294	8.103	38.255
1.50	1.375	1.648	10.320	48.575
1.75	1.625	1.591	9.963	58.538
2.00	1.875	1.849	11.579	70.117
2.25	2.125	2.096	13.125	83.243
2.50	2.375	1.377	8.623	91.865
2.75	2.625	0.991	6.206	98.071
3.00	2.875	0.265	1.659	99.731
3.25	3.125	0.042	0.263	99.994
3.50	3.375	0.000	0.000	99.994
3.75	3.625	0.000	0.000	99.994
4.00	3.875	0.000	0.000	99.994
5.00	4.500	0.001	0.006	100.000

Statistical Results			
Mean:	1.4149	phi	(0.375 mm)
Standard Dev:	0.9234	phi-units	(0.5273 mm)
Skewness:	-0.8760	dimensionless	
Kurtosis:	3.9662	dimensionless	
5th Moment:	-9.8998	dimensionless	
6th Moment:	36.0797	dimensionless	
RARD *	0.6526	dimensionless	
Median	1.4107	phi	(0.3761 mm)

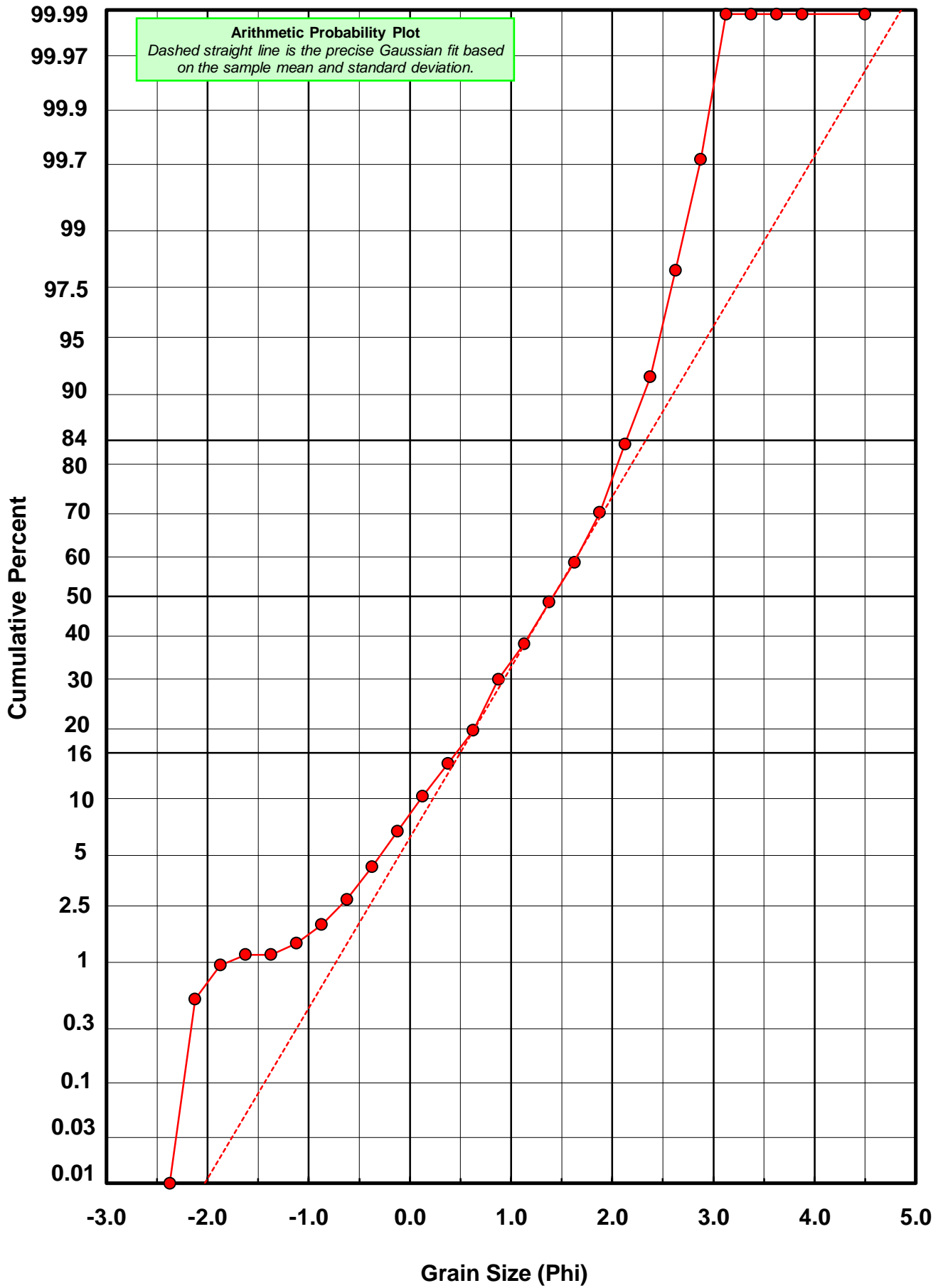
* RARD = reciprocal absolute relative dispersion (see below)

Statistical Explanation	
Calculations based on the Method of Moments	
Skewness: 3rd Stand. Moment; Exact Gaussian = 0.0	
Kurtosis: 4th Stand. Moment; Exact Gaussian = 3.0	
For Further Explanation, See Basille et al. 2002	
Millimeter data calculated by $mm = 2^{-(\phi)}$	

Reciprocal Absolute Relative Dispersion (RARD) Scale	
< 0.5	Excellent homogeneity (e.g., beaches)
0.5 to 1.0	Good homogeneity
1.0 to 1.33	Fair homogeneity
> 1.33	Poor homogeneity (e.g., glacial)



CH-10-BB



Post-Digestion Grain Size Distribution

Onshore Grab Sample

Sample: CH-10-BB

Total Digested Mass: 52.268 grams

% Silica: 76.6 %

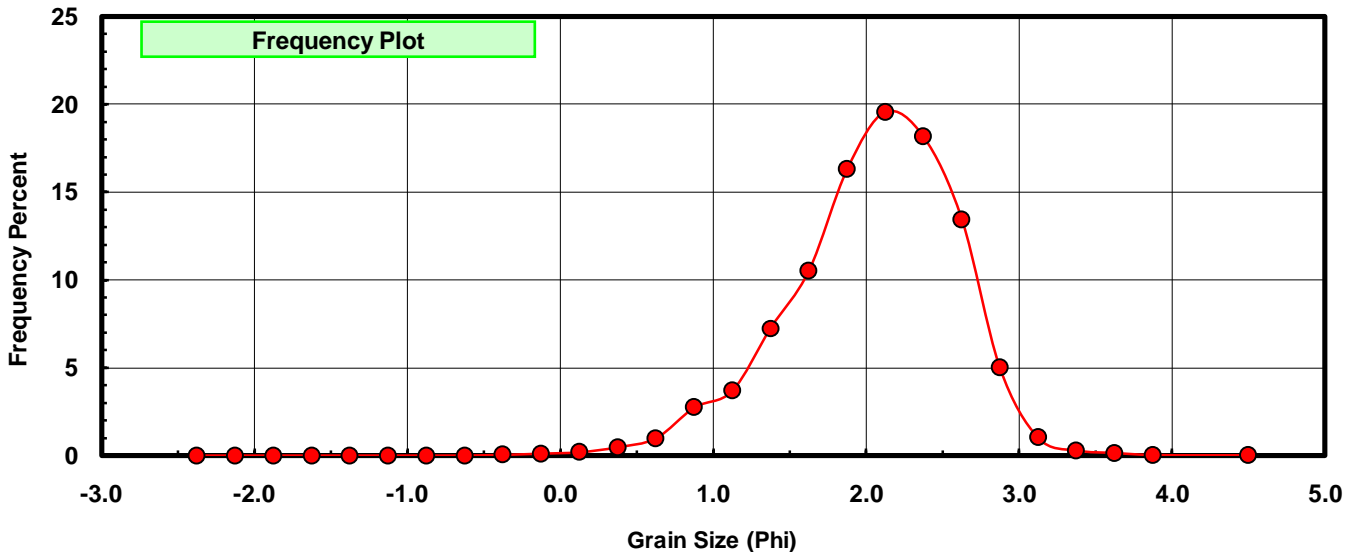
Sieve Size (phi)	Sieve Midpt (phi)	Weight (grams)	Freq Weight %	Cumulative Weight %
-2.25	-2.375	0.000	0.000	0.000
-2.00	-2.125	0.000	0.000	0.000
-1.75	-1.875	0.000	0.000	0.000
-1.50	-1.625	0.000	0.000	0.000
-1.25	-1.375	0.000	0.000	0.000
-1.00	-1.125	0.000	0.000	0.000
-0.75	-0.875	0.000	0.000	0.000
-0.50	-0.625	0.000	0.000	0.000
-0.25	-0.375	0.027	0.052	0.052
0.00	-0.125	0.057	0.109	0.161
0.25	0.125	0.101	0.193	0.354
0.50	0.375	0.243	0.465	0.819
0.75	0.625	0.510	0.976	1.795
1.00	0.875	1.434	2.744	4.538
1.25	1.125	1.929	3.691	8.229
1.50	1.375	3.792	7.255	15.484
1.75	1.625	5.499	10.521	26.004
2.00	1.875	8.523	16.306	42.311
2.25	2.125	10.220	19.553	61.864
2.50	2.375	9.486	18.149	80.013
2.75	2.625	7.027	13.444	93.457
3.00	2.875	2.630	5.032	98.489
3.25	3.125	0.539	1.031	99.520
3.50	3.375	0.154	0.295	99.814
3.75	3.625	0.074	0.142	99.956
4.00	3.875	0.015	0.029	99.985
5.00	4.500	0.008	0.015	100.000

Statistical Results			
Mean:	2.0430	phi	(0.2427 mm)
Standard Dev:	0.5494	phi-units	(0.6833 mm)
Skewness:	-0.5646	dimensionless	
Kurtosis:	3.5932	dimensionless	
5th Moment:	-5.3874	dimensionless	
6th Moment:	26.4080	dimensionless	
RARD *	0.2689	dimensionless	
Median	1.9733	phi	(0.2547 mm)

* RARD = reciprocal absolute relative dispersion (see below)

Statistical Explanation	
Calculations based on the Method of Moments	
Skewness: 3rd Stand. Moment; Exact Gaussian = 0.0	
Kurtosis: 4th Stand. Moment; Exact Gaussian = 3.0	
For Further Explanation, See Basille et al. 2002	
Millimeter data calculated by $mm = 2^{-(\phi)}$	

Reciprocal Absolute Relative Dispersion (RARD) Scale	
< 0.5	Excellent homogeneity (e.g., beaches)
0.5 to 1.0	Good homogeneity
1.0 to 1.33	Fair homogeneity
> 1.33	Poor homogeneity (e.g., glacial)



CH-10-BB

