

Onshore Grab Sample

Sample: CH-09-BB
Sample Taken By: D. Phelps
Sample Collected On: 12/17/09
Splits? N/A

County: Charlotte
Latitude: 26° 51' 38.5"
Longitude: 82° 18' 53.2"
Datum: WGS 84
Surf. Elev: N/A
Datum: N/A

Fine Data Summary

Total Sample Weight	73.961 grams
Total Fines in Sample	0.138 grams
Total Percent Fines	0.19 %

Dry Sieving Summary

Total Sample Weight	73.767 grams
Total Digested Weight	49.924 grams
Total Carbonate Weight	23.843 grams
Total Silica %	67.68 %
Total Carbonate %	32.32 %
Carbonate/Silica Ratio	0.478

General Comments:

None

Description

Worked By: M. Ladle

Pre-Digestion Grain Size Distribution

Onshore Grab Sample

Sample: CH-09-BB

Total Sample Mass: 73.767 grams

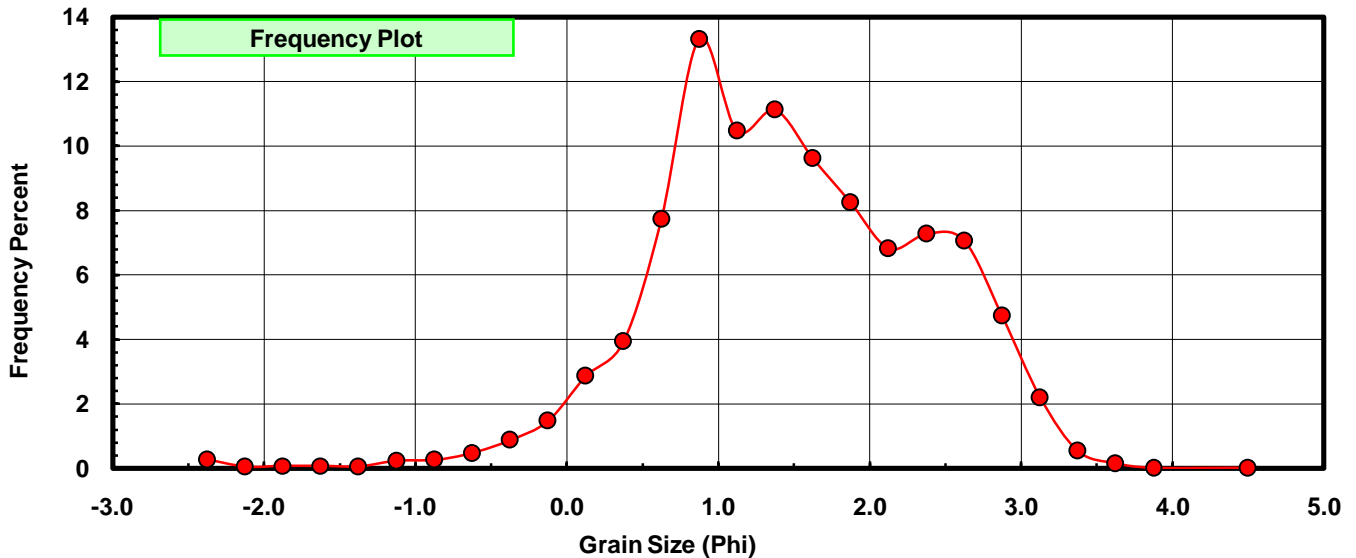
Sieve Size (phi)	Sieve Midpt (phi)	Weight (grams)	Freq Weight %	Cumulative Weight %
-2.25	-2.375	0.199	0.270	0.270
-2.00	-2.125	0.042	0.057	0.327
-1.75	-1.875	0.059	0.080	0.407
-1.50	-1.625	0.059	0.080	0.487
-1.25	-1.375	0.042	0.057	0.544
-1.00	-1.125	0.173	0.235	0.778
-0.75	-0.875	0.195	0.264	1.042
-0.50	-0.625	0.349	0.473	1.516
-0.25	-0.375	0.652	0.884	2.399
0.00	-0.125	1.090	1.478	3.877
0.25	0.125	2.110	2.860	6.737
0.50	0.375	2.902	3.934	10.671
0.75	0.625	5.704	7.732	18.404
1.00	0.875	9.824	13.318	31.722
1.25	1.125	7.724	10.471	42.192
1.50	1.375	8.205	11.123	53.315
1.75	1.625	7.095	9.618	62.933
2.00	1.875	6.081	8.244	71.177
2.25	2.125	5.032	6.821	77.998
2.50	2.375	5.362	7.269	85.267
2.75	2.625	5.211	7.064	92.331
3.00	2.875	3.498	4.742	97.073
3.25	3.125	1.620	2.196	99.269
3.50	3.375	0.398	0.540	99.809
3.75	3.625	0.113	0.153	99.962
4.00	3.875	0.013	0.018	99.980
5.00	4.50	0.015	0.020	100.000

Statistical Results			
Mean:	1.4739	phi	(0.36 mm)
Standard Dev:	0.8916	phi-units	(0.539 mm)
Skewness:	-0.3011	dimensionless	
Kurtosis:	3.6061	dimensionless	
5th Moment:	-6.3775	dimensionless	
6th Moment:	32.7000	dimensionless	
RARD *	0.6049	dimensionless	
Median	1.3005	phi	(0.406 mm)

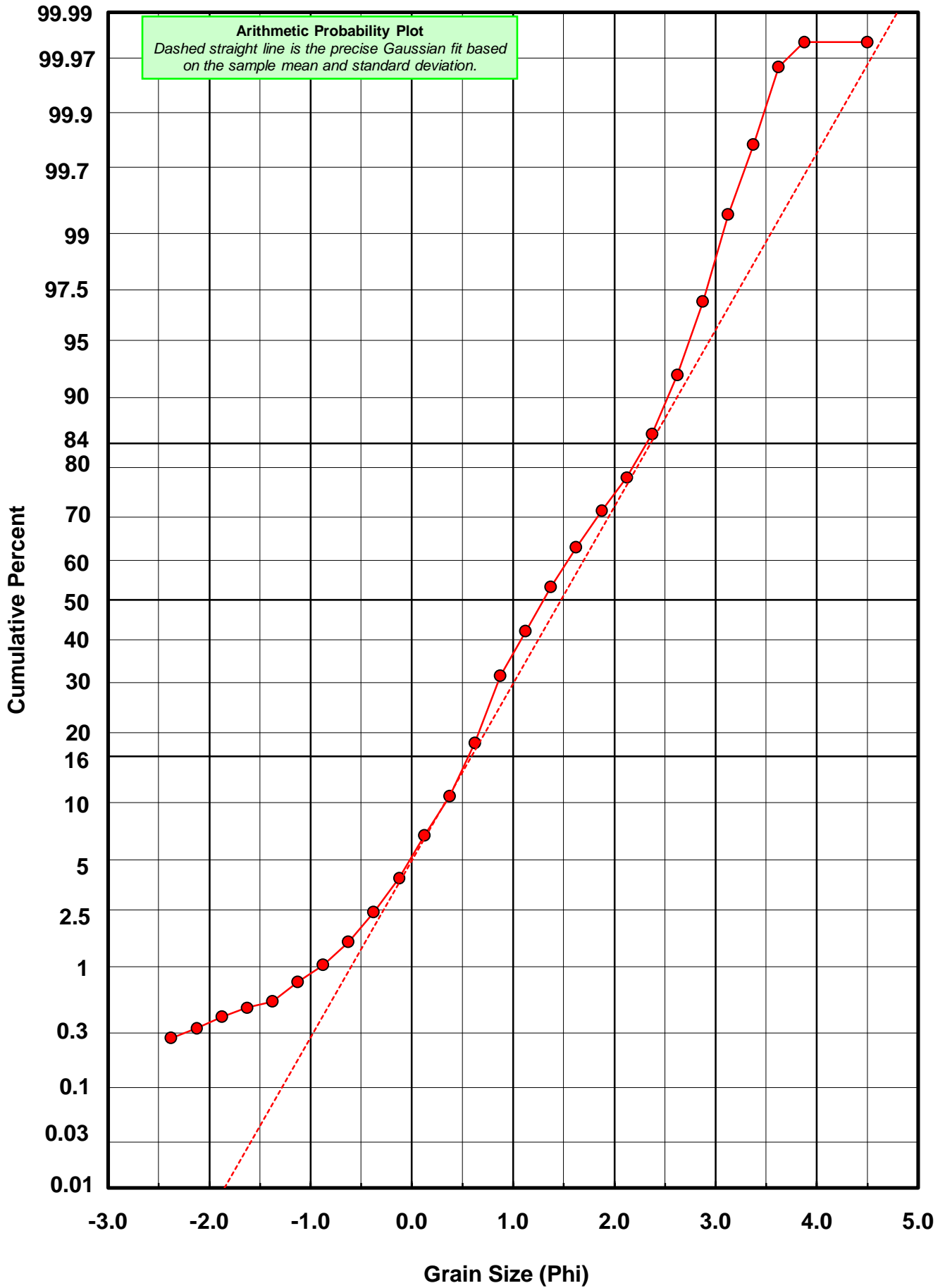
* RARD = reciprocal absolute relative dispersion (see below)

Statistical Explanation	
Calculations based on the Method of Moments	
Skewness: 3rd Stand. Moment; Exact Gaussian = 0.0	
Kurtosis: 4th Stand. Moment; Exact Gaussian = 3.0	
For Further Explanation, See Basille et al. 2002	
Millimeter data calculated by $mm = 2^{-(\phi)}$	

Reciprocal Absolute Relative Dispersion (RARD) Scale	
< 0.5	Excellent homogeneity (e.g., beaches)
0.5 to 1.0	Good homogeneity
1.0 to 1.33	Fair homogeneity
> 1.33	Poor homogeneity (e.g., glacial)



CH-09-BB



Carbonate Grain Size Distribution

Onshore Grab Sample

Sample: CH-09-BB

Total Carbonate Mass: 23.874 grams

% Carbonate: 32.3 %

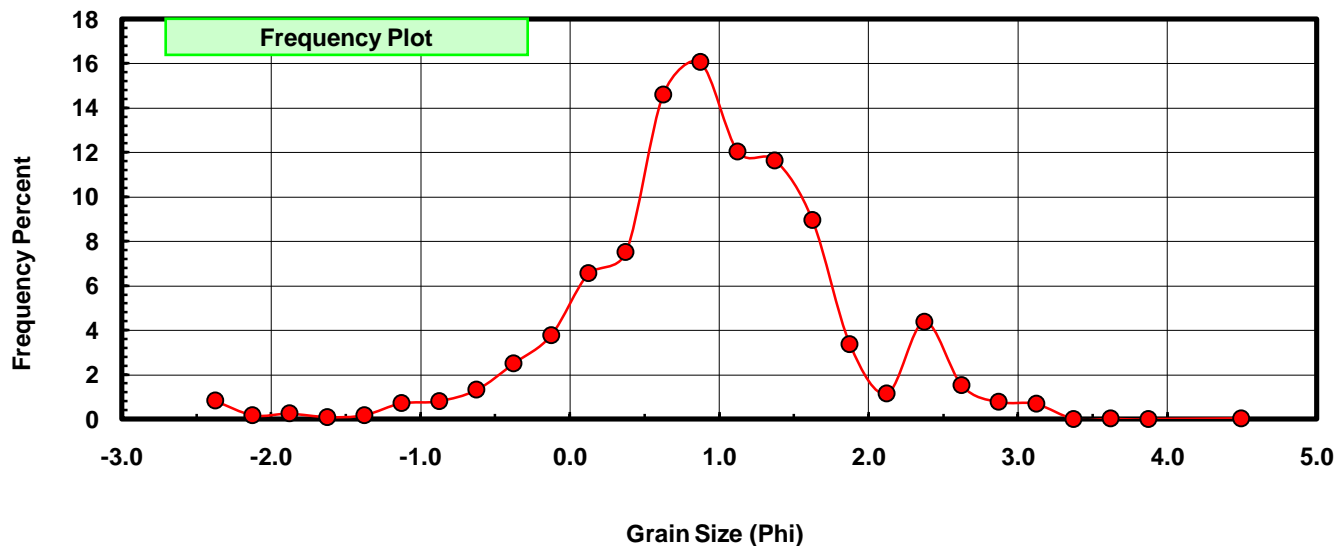
Sieve Size (phi)	Sieve Midpt (phi)	Weight (grams)	Freq Weight %	Cumulative Weight %
-2.25	-2.375	0.199	0.834	0.834
-2.00	-2.125	0.042	0.176	1.009
-1.75	-1.875	0.059	0.247	1.257
-1.50	-1.625	0.023	0.096	1.353
-1.25	-1.375	0.042	0.176	1.529
-1.00	-1.125	0.173	0.725	2.253
-0.75	-0.875	0.195	0.817	3.070
-0.50	-0.625	0.316	1.324	4.394
-0.25	-0.375	0.601	2.517	6.911
0.00	-0.125	0.902	3.778	10.689
0.25	0.125	1.565	6.555	17.245
0.50	0.375	1.794	7.514	24.759
0.75	0.625	3.487	14.606	39.365
1.00	0.875	3.834	16.059	55.424
1.25	1.125	2.872	12.030	67.454
1.50	1.375	2.780	11.644	79.099
1.75	1.625	2.138	8.955	88.054
2.00	1.875	0.804	3.368	91.422
2.25	2.125	0.276	1.156	92.578
2.50	2.375	1.047	4.386	96.963
2.75	2.625	0.363	1.520	98.484
3.00	2.875	0.185	0.775	99.259
3.25	3.125	0.164	0.687	99.946
3.50	3.375	0.000	0.000	99.946
3.75	3.625	0.004	0.017	99.962
4.00	3.875	0.000	0.000	99.962
5.00	4.500	0.009	0.038	100.000

Statistical Results			
Mean:	0.9171	phi	(0.5296 mm)
Standard Dev:	0.8653	phi-units	(0.5489 mm)
Skewness:	-0.4540	dimensionless	
Kurtosis:	4.7631	dimensionless	
5th Moment:	-7.7115	dimensionless	
6th Moment:	44.3032	dimensionless	
RARD *	0.9435	dimensionless	
Median	0.7906	phi	(0.5781 mm)

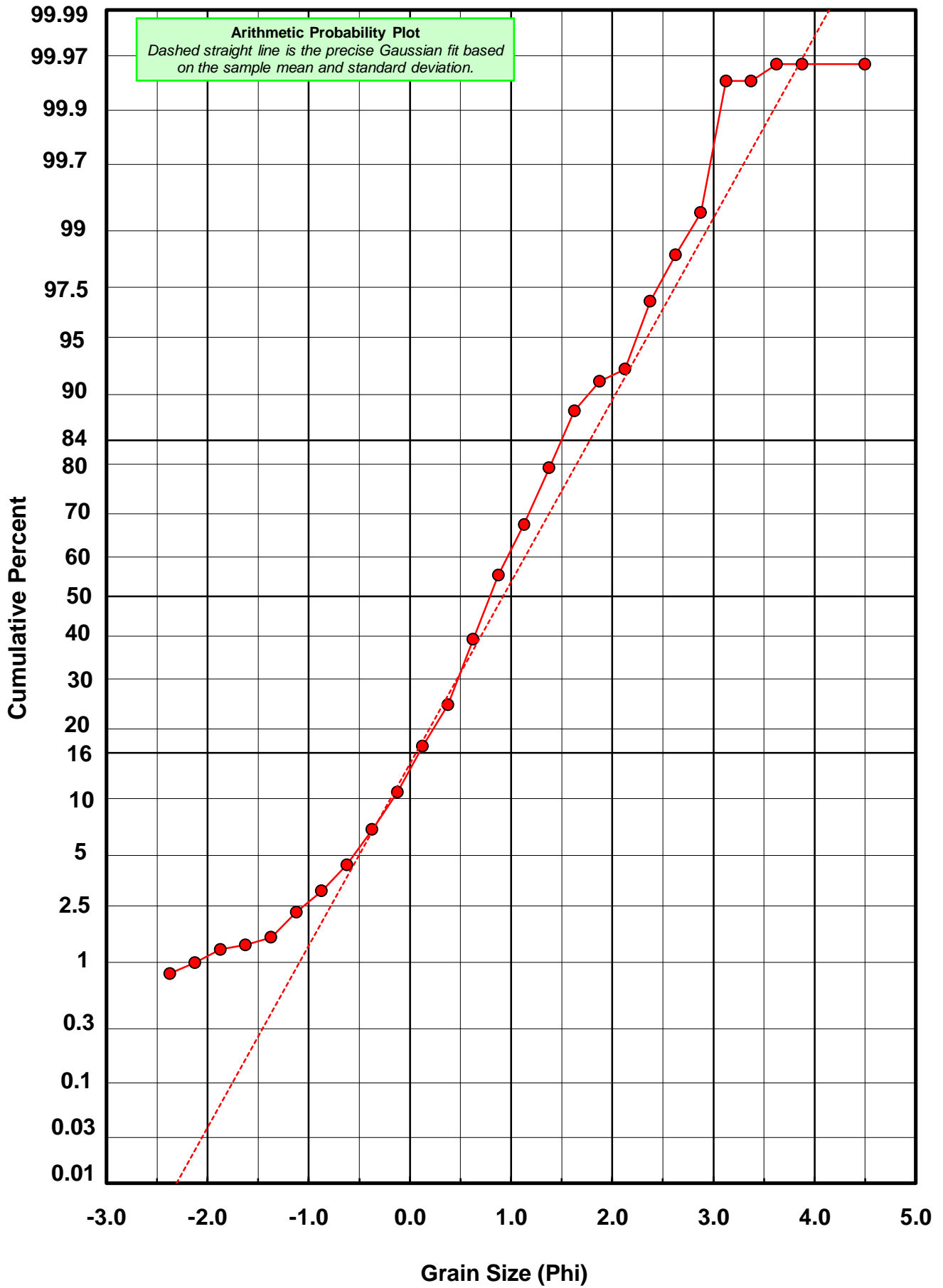
* RARD = reciprocal absolute relative dispersion (see below)

Statistical Explanation	
Calculations based on the Method of Moments	
Skewness: 3rd Stand. Moment; Exact Gaussian = 0.0	
Kurtosis: 4th Stand. Moment; Exact Gaussian = 3.0	
For Further Explanation, See Basille et al. 2002	
Millimeter data calculated by $mm = 2^{-(\phi)}$	

Reciprocal Absolute Relative Dispersion (RARD) Scale	
< 0.5	Excellent homogeneity (e.g., beaches)
0.5 to 1.0	Good homogeneity
1.0 to 1.33	Fair homogeneity
> 1.33	Poor homogeneity (e.g., glacial)



CH-09-BB



Post-Digestion Grain Size Distribution

Onshore Grab Sample

Sample: CH-09-BB

Total Digested Mass: 49.924 grams

% Silica: 67.7 %

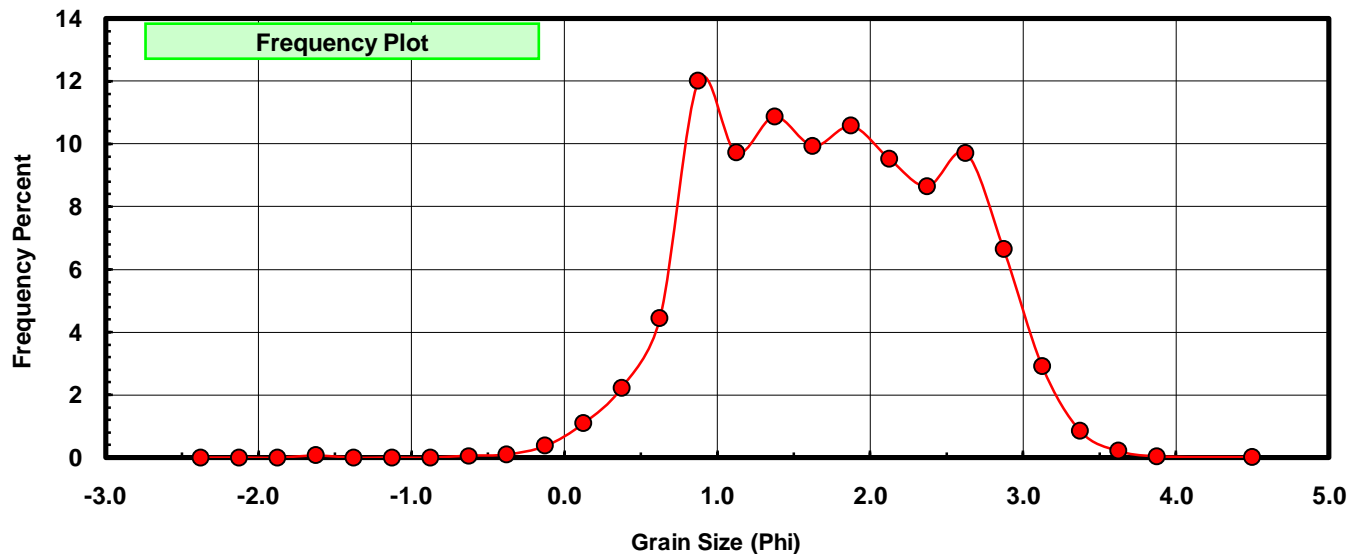
Sieve Size (phi)	Sieve Midpt (phi)	Weight (grams)	Freq Weight %	Cumulative Weight %
-2.25	-2.375	0.000	0.000	0.000
-2.00	-2.125	0.000	0.000	0.000
-1.75	-1.875	0.000	0.000	0.000
-1.50	-1.625	0.036	0.072	0.072
-1.25	-1.375	0.000	0.000	0.072
-1.00	-1.125	0.000	0.000	0.072
-0.75	-0.875	0.000	0.000	0.072
-0.50	-0.625	0.033	0.066	0.138
-0.25	-0.375	0.051	0.102	0.240
0.00	-0.125	0.188	0.377	0.617
0.25	0.125	0.545	1.092	1.709
0.50	0.375	1.108	2.219	3.928
0.75	0.625	2.217	4.441	8.369
1.00	0.875	5.990	11.998	20.367
1.25	1.125	4.852	9.719	30.086
1.50	1.375	5.425	10.867	40.952
1.75	1.625	4.957	9.929	50.881
2.00	1.875	5.277	10.570	61.451
2.25	2.125	4.756	9.526	70.978
2.50	2.375	4.315	8.643	79.621
2.75	2.625	4.848	9.711	89.332
3.00	2.875	3.313	6.636	95.968
3.25	3.125	1.456	2.916	98.884
3.50	3.375	0.424	0.849	99.734
3.75	3.625	0.109	0.218	99.952
4.00	3.875	0.018	0.036	99.988
5.00	4.500	0.006	0.012	100.000

Statistical Results			
Mean:	1.7413	phi	(0.2991 mm)
Standard Dev:	0.7814	phi-units	(0.5818 mm)
Skewness:	-0.0320	dimensionless	
Kurtosis:	2.4040	dimensionless	
5th Moment:	-1.1933	dimensionless	
6th Moment:	11.8443	dimensionless	
RARD *	0.4487	dimensionless	
Median	1.6028	phi	(0.3292 mm)

* RARD = reciprocal absolute relative dispersion (see below)

Statistical Explanation	
Calculations based on the Method of Moments	
Skewness: 3rd Stand. Moment; Exact Gaussian = 0.0	
Kurtosis: 4th Stand. Moment; Exact Gaussian = 3.0	
For Further Explanation, See Basille et al. 2002	
Millimeter data calculated by $mm = 2^{-(\phi)}$	

Reciprocal Absolute Relative Dispersion (RARD) Scale	
< 0.5	Excellent homogeneity (e.g., beaches)
0.5 to 1.0	Good homogeneity
1.0 to 1.33	Fair homogeneity
> 1.33	Poor homogeneity (e.g., glacial)



CH-09-BB

