

Onshore Grab Sample

Sample: CH-02-BB
Sample Taken By: D. Phelps
Sample Collected On: 12/15/09
Splits? N/A

County: Charlotte
Latitude: 26° 55' 53.6"
Longitude: 82° 21' 56.8"
Datum: WGS 84
Surf. Elev: N/A
Datum: N/A

Fine Data Summary

Total Sample Weight 69.86 grams
Total Fines in Sample 0.079 grams
Total Percent Fines 0.11 %

Dry Sieving Summary

Total Sample Weight 69.783 grams
Total Digested Weight 45.671 grams
Total Carbonate Weight 24.112 grams
Total Silica % 65.45 %
Total Carbonate % 34.55 %
Carbonate/Silica Ratio 0.528

General Comments:

None

Description

Worked By: M. Ladle

Pre-Digestion Grain Size Distribution

Onshore Grab Sample

Sample: CH-02-BB

Total Sample Mass: 69.783 grams

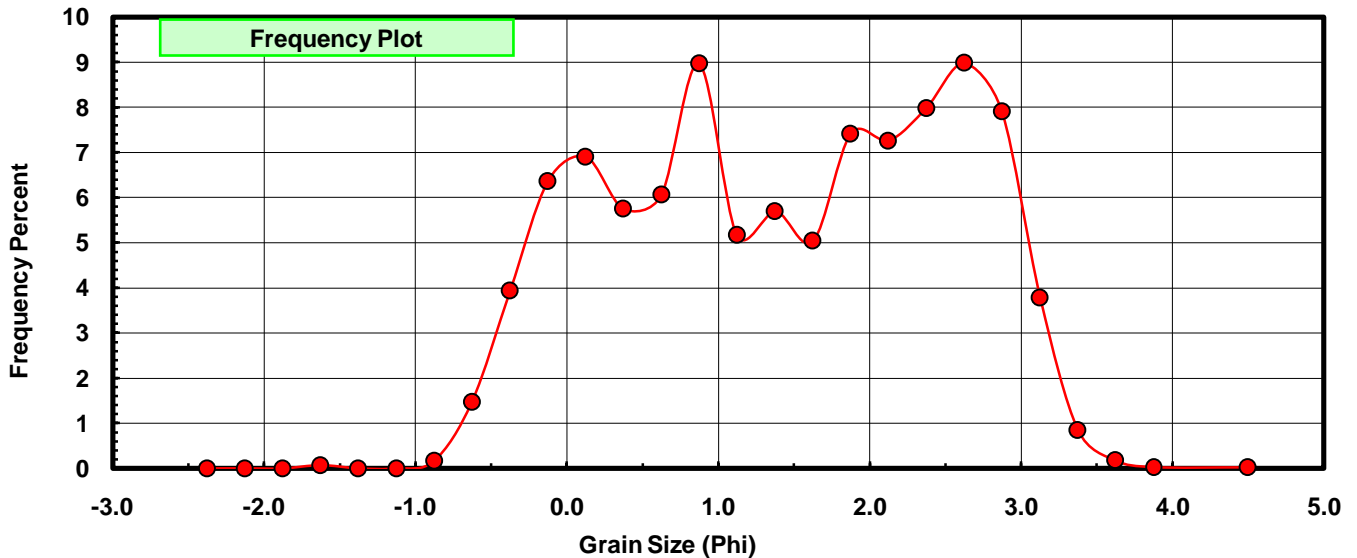
Sieve Size (phi)	Sieve Midpt (phi)	Weight (grams)	Freq Weight %	Cumulative Weight %
-2.25	-2.375	0.000	0.000	0.000
-2.00	-2.125	0.000	0.000	0.000
-1.75	-1.875	0.000	0.000	0.000
-1.50	-1.625	0.047	0.067	0.067
-1.25	-1.375	0.000	0.000	0.067
-1.00	-1.125	0.000	0.000	0.067
-0.75	-0.875	0.116	0.166	0.234
-0.50	-0.625	1.028	1.473	1.707
-0.25	-0.375	2.748	3.938	5.645
0.00	-0.125	4.443	6.367	12.012
0.25	0.125	4.818	6.904	18.916
0.50	0.375	4.010	5.746	24.662
0.75	0.625	4.229	6.060	30.722
1.00	0.875	6.256	8.965	39.687
1.25	1.125	3.606	5.167	44.855
1.50	1.375	3.976	5.698	50.552
1.75	1.625	3.518	5.041	55.594
2.00	1.875	5.175	7.416	63.010
2.25	2.125	5.067	7.261	70.271
2.50	2.375	5.571	7.983	78.254
2.75	2.625	6.270	8.985	87.239
3.00	2.875	5.522	7.913	95.152
3.25	3.125	2.642	3.786	98.938
3.50	3.375	0.593	0.850	99.788
3.75	3.625	0.120	0.172	99.960
4.00	3.875	0.016	0.023	99.983
5.00	4.50	0.012	0.017	100.000

Statistical Results			
Mean:	1.4316	phi	(0.3707 mm)
Standard Dev:	1.0949	phi-units	(0.4682 mm)
Skewness:	-0.1154	dimensionless	
Kurtosis:	1.8174	dimensionless	
5th Moment:	-0.5361	dimensionless	
6th Moment:	4.3609	dimensionless	
RARD *	0.7648	dimensionless	
Median	1.3508	phi	(0.3921 mm)

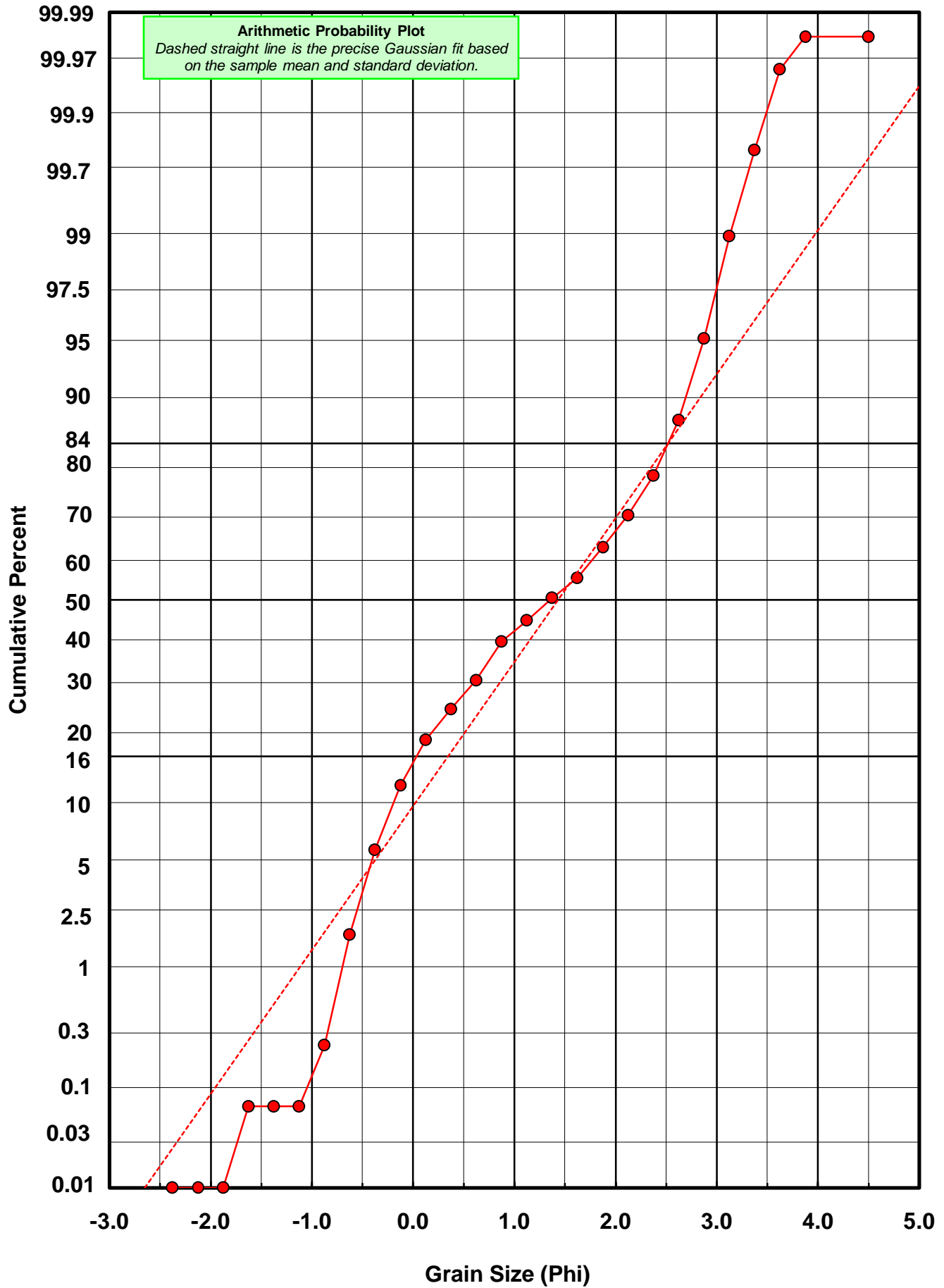
* RARD = reciprocal absolute relative dispersion (see below)

Statistical Explanation	
Calculations based on the Method of Moments	
Skewness: 3rd Stand. Moment; Exact Gaussian = 0.0	
Kurtosis: 4th Stand. Moment; Exact Gaussian = 3.0	
For Further Explanation, See Basille et al. 2002	
Millimeter data calculated by $mm = 2^{-(\phi)}$	

Reciprocal Absolute Relative Dispersion (RARD) Scale	
< 0.5	Excellent homogeneity (e.g., beaches)
0.5 to 1.0	Good homogeneity
1.0 to 1.33	Fair homogeneity
> 1.33	Poor homogeneity (e.g., glacial)



CH-02-BB



Carbonate Grain Size Distribution

Onshore Grab Sample

Sample: CH-02-BB

Total Carbonate Mass: 24.560 grams

% Carbonate: 34.6 %

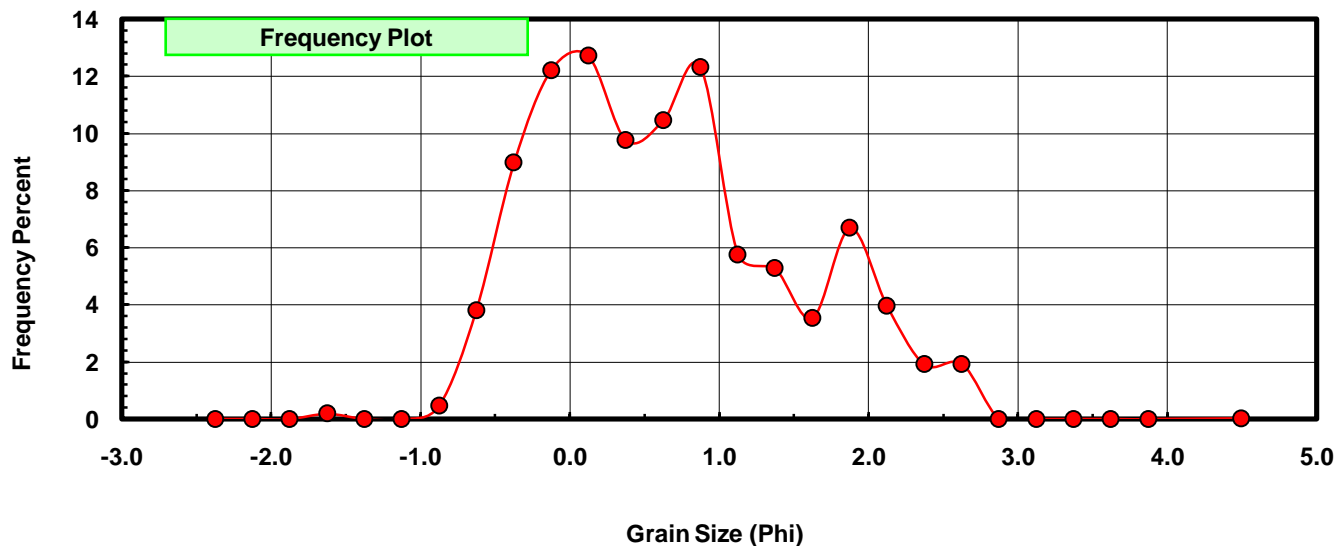
Sieve Size (phi)	Sieve Midpt (phi)	Weight (grams)	Freq Weight %	Cumulative Weight %
-2.25	-2.375	0.000	0.000	0.000
-2.00	-2.125	0.000	0.000	0.000
-1.75	-1.875	0.000	0.000	0.000
-1.50	-1.625	0.047	0.191	0.191
-1.25	-1.375	0.000	0.000	0.191
-1.00	-1.125	0.000	0.000	0.191
-0.75	-0.875	0.116	0.472	0.664
-0.50	-0.625	0.935	3.807	4.471
-0.25	-0.375	2.205	8.978	13.449
0.00	-0.125	2.999	12.211	25.660
0.25	0.125	3.122	12.712	38.371
0.50	0.375	2.397	9.760	48.131
0.75	0.625	2.567	10.452	58.583
1.00	0.875	3.026	12.321	70.904
1.25	1.125	1.414	5.757	76.661
1.50	1.375	1.297	5.281	81.942
1.75	1.625	0.868	3.534	85.476
2.00	1.875	1.642	6.686	92.162
2.25	2.125	0.973	3.962	96.124
2.50	2.375	0.471	1.918	98.042
2.75	2.625	0.474	1.930	99.971
3.00	2.875	0.000	0.000	99.971
3.25	3.125	0.000	0.000	99.971
3.50	3.375	0.000	0.000	99.971
3.75	3.625	0.000	0.000	99.971
4.00	3.875	0.000	0.000	99.971
5.00	4.500	0.007	0.029	100.000

Statistical Results			
Mean:	0.6475	phi	(0.6384 mm)
Standard Dev:	0.8521	phi-units	(0.554 mm)
Skewness:	0.4834	dimensionless	
Kurtosis:	2.4663	dimensionless	
5th Moment:	2.8046	dimensionless	
6th Moment:	10.5931	dimensionless	
RARD *	1.3161	dimensionless	
Median	0.4197	phi	(0.7476 mm)

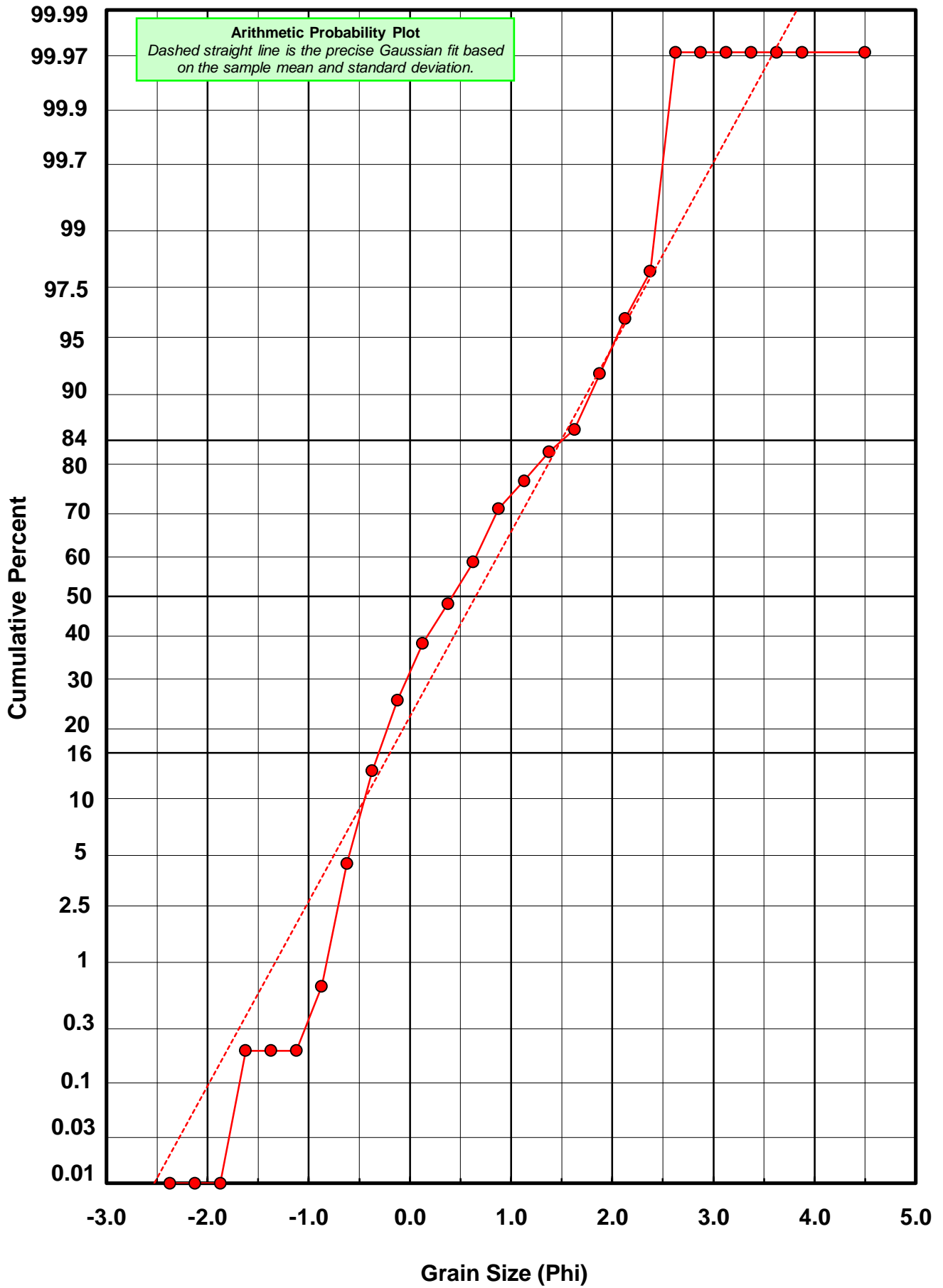
* RARD = reciprocal absolute relative dispersion (see below)

Statistical Explanation	
Calculations based on the Method of Moments	
Skewness: 3rd Stand. Moment; Exact Gaussian = 0.0	
Kurtosis: 4th Stand. Moment; Exact Gaussian = 3.0	
For Further Explanation, See Basille et al. 2002	
Millimeter data calculated by $mm = 2^{-(\phi)}$	

Reciprocal Absolute Relative Dispersion (RARD) Scale	
< 0.5	Excellent homogeneity (e.g., beaches)
0.5 to 1.0	Good homogeneity
1.0 to 1.33	Fair homogeneity
> 1.33	Poor homogeneity (e.g., glacial)



CH-02-BB



Post-Digestion Grain Size Distribution

Onshore Grab Sample

Sample: CH-02-BB

Total Digested Mass: 45.671 grams

% Silica: 65.4 %

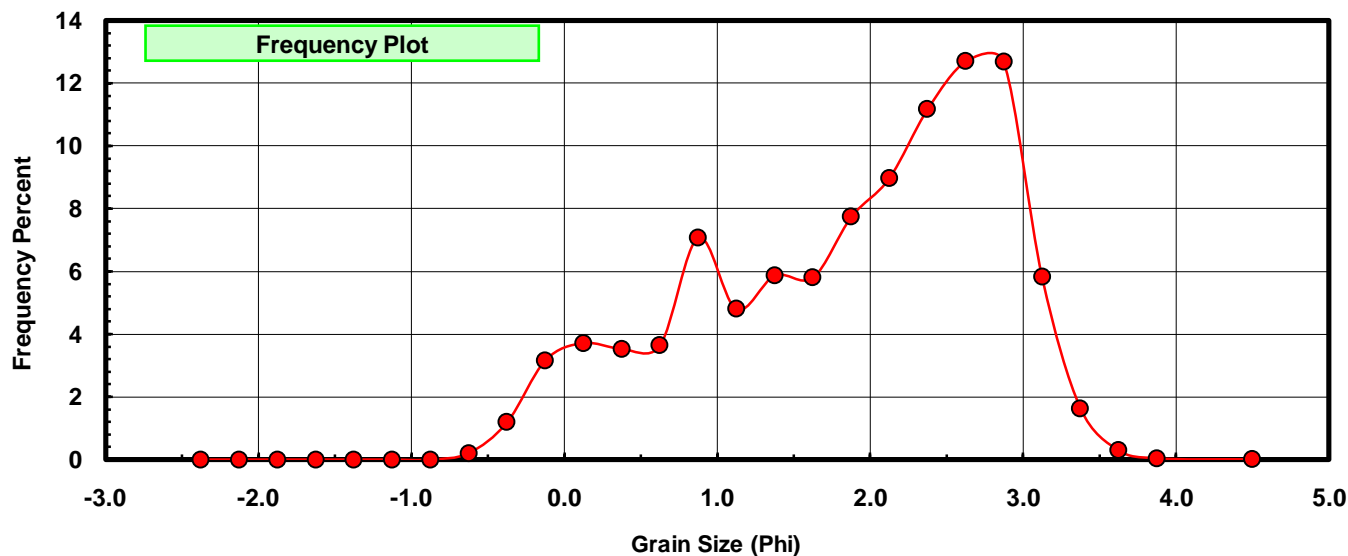
Sieve Size (phi)	Sieve Midpt (phi)	Weight (grams)	Freq Weight %	Cumulative Weight %
-2.25	-2.375	0.000	0.000	0.000
-2.00	-2.125	0.000	0.000	0.000
-1.75	-1.875	0.000	0.000	0.000
-1.50	-1.625	0.000	0.000	0.000
-1.25	-1.375	0.000	0.000	0.000
-1.00	-1.125	0.000	0.000	0.000
-0.75	-0.875	0.000	0.000	0.000
-0.50	-0.625	0.093	0.204	0.204
-0.25	-0.375	0.543	1.189	1.393
0.00	-0.125	1.444	3.162	4.554
0.25	0.125	1.696	3.714	8.268
0.50	0.375	1.613	3.532	11.800
0.75	0.625	1.662	3.639	15.439
1.00	0.875	3.230	7.072	22.511
1.25	1.125	2.192	4.800	27.311
1.50	1.375	2.679	5.866	33.176
1.75	1.625	2.650	5.802	38.979
2.00	1.875	3.533	7.736	46.715
2.25	2.125	4.094	8.964	55.679
2.50	2.375	5.100	11.167	66.845
2.75	2.625	5.796	12.691	79.536
3.00	2.875	5.786	12.669	92.205
3.25	3.125	2.660	5.824	98.029
3.50	3.375	0.745	1.631	99.661
3.75	3.625	0.133	0.291	99.952
4.00	3.875	0.017	0.037	99.989
5.00	4.500	0.005	0.011	100.000

Statistical Results			
Mean:	1.8694	phi	(0.2737 mm)
Standard Dev:	0.9782	phi-units	(0.5076 mm)
Skewness:	-0.5550	dimensionless	
Kurtosis:	2.2578	dimensionless	
5th Moment:	-2.7138	dimensionless	
6th Moment:	7.4381	dimensionless	
RARD *	0.5232	dimensionless	
Median	1.9666	phi	(0.2559 mm)

* RARD = reciprocal absolute relative dispersion (see below)

Statistical Explanation	
Calculations based on the Method of Moments	
Skewness: 3rd Stand. Moment; Exact Gaussian = 0.0	
Kurtosis: 4th Stand. Moment; Exact Gaussian = 3.0	
For Further Explanation, See Basille et al. 2002	
Millimeter data calculated by $mm = 2^{-(\phi)}$	

Reciprocal Absolute Relative Dispersion (RARD) Scale	
< 0.5	Excellent homogeneity (e.g., beaches)
0.5 to 1.0	Good homogeneity
1.0 to 1.33	Fair homogeneity
> 1.33	Poor homogeneity (e.g., glacial)



CH-02-BB

