

Onshore Grab Sample

Sample: CH-01
Sample Taken By: D. Phelps
Sample Collected On: 12/16/09
Splits? N/A

County: Charlotte
Latitude: 26° 56' 39.4"
Longitude: 82° 22' 23.8"
Datum: WGS 84
Surf. Elev: N/A
Datum: N/A

Fine Data Summary

Total Sample Weight	75.878 grams
Total Fines in Sample	0.211 grams
Total Percent Fines	0.28 %

Dry Sieving Summary

Total Sample Weight	75.205 grams
Total Digested Weight	47.379 grams
Total Carbonate Weight	27.826 grams
Total Silica %	63.00 %
Total Carbonate %	37.00 %
Carbonate/Silica Ratio	0.587

General Comments:

None

Description

Worked By: M. Ladle

Pre-Digestion Grain Size Distribution

Onshore Grab Sample

Sample: CH-01

Total Sample Mass: 75.205 grams

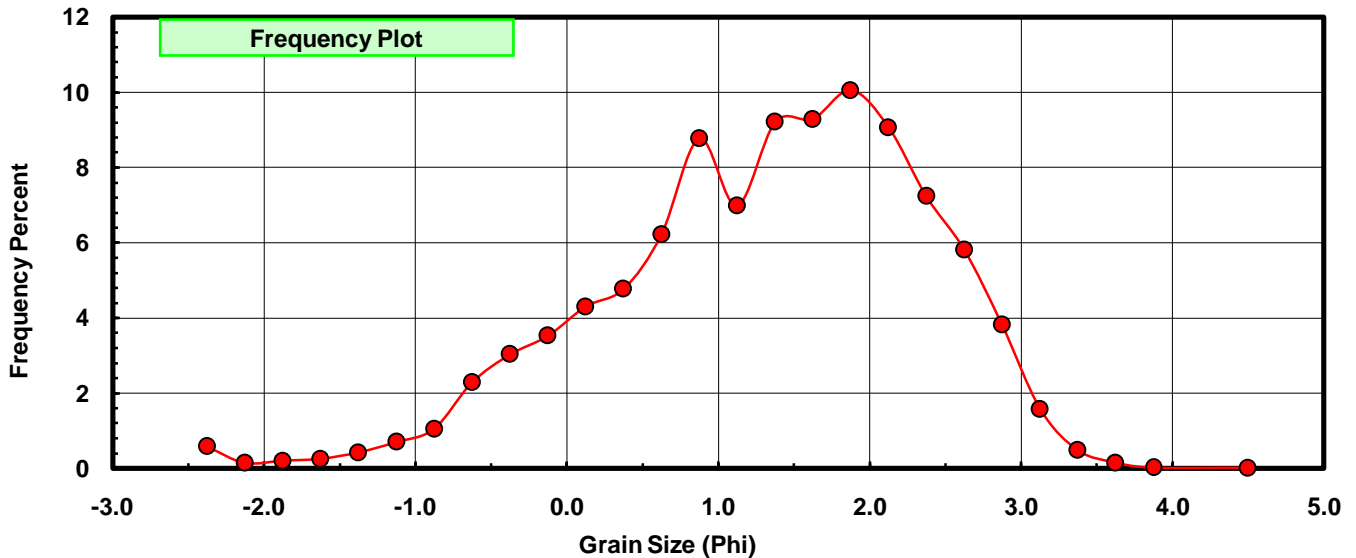
Sieve Size (phi)	Sieve Midpt (phi)	Weight (grams)	Freq Weight %	Cumulative Weight %
-2.25	-2.375	0.440	0.585	0.585
-2.00	-2.125	0.109	0.145	0.730
-1.75	-1.875	0.150	0.199	0.929
-1.50	-1.625	0.187	0.249	1.178
-1.25	-1.375	0.317	0.422	1.600
-1.00	-1.125	0.527	0.701	2.300
-0.75	-0.875	0.788	1.048	3.348
-0.50	-0.625	1.722	2.290	5.638
-0.25	-0.375	2.283	3.036	8.674
0.00	-0.125	2.654	3.529	12.203
0.25	0.125	3.235	4.302	16.504
0.50	0.375	3.587	4.770	21.274
0.75	0.625	4.677	6.219	27.493
1.00	0.875	6.593	8.767	36.260
1.25	1.125	5.253	6.985	43.244
1.50	1.375	6.926	9.209	52.454
1.75	1.625	6.988	9.292	61.746
2.00	1.875	7.563	10.057	71.802
2.25	2.125	6.822	9.071	80.874
2.50	2.375	5.442	7.236	88.110
2.75	2.625	4.377	5.820	93.930
3.00	2.875	2.878	3.827	97.757
3.25	3.125	1.185	1.576	99.332
3.50	3.375	0.365	0.485	99.818
3.75	3.625	0.111	0.148	99.965
4.00	3.875	0.014	0.019	99.984
5.00	4.50	0.012	0.016	100.000

Statistical Results			
Mean:	1.3057	phi	(0.4045 mm)
Standard Dev:	1.0639	phi-units	(0.4783 mm)
Skewness:	-0.5976	dimensionless	
Kurtosis:	3.2358	dimensionless	
5th Moment:	-5.5698	dimensionless	
6th Moment:	20.5779	dimensionless	
RARD *	0.8148	dimensionless	
Median	1.3084	phi	(0.4038 mm)

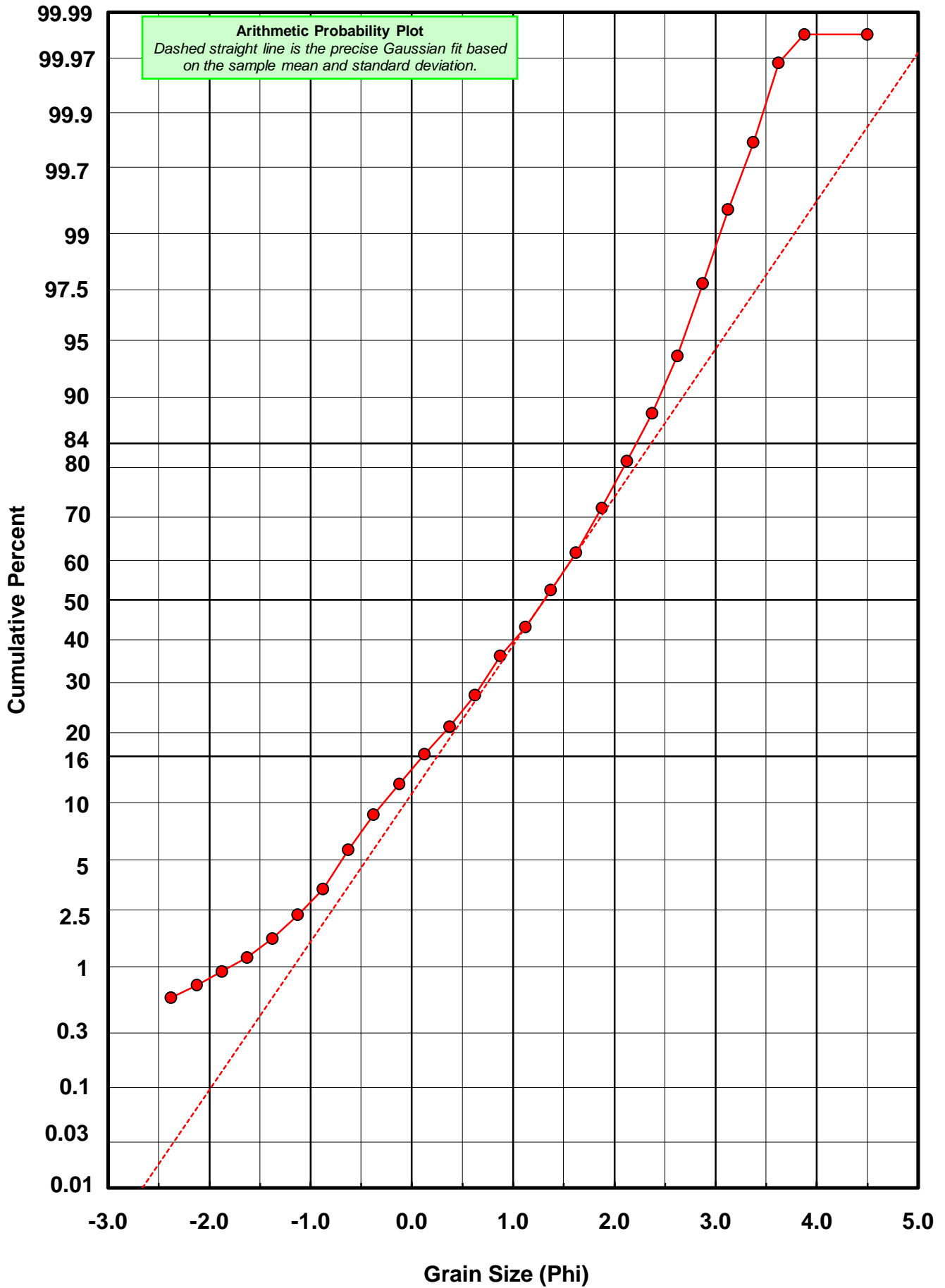
* RARD = reciprocal absolute relative dispersion (see below)

Statistical Explanation	
Calculations based on the Method of Moments	
Skewness: 3rd Stand. Moment; Exact Gaussian = 0.0	
Kurtosis: 4th Stand. Moment; Exact Gaussian = 3.0	
For Further Explanation, See Basille et al. 2002	
Millimeter data calculated by $mm = 2^{-(\phi)}$	

Reciprocal Absolute Relative Dispersion (RARD) Scale	
< 0.5	Excellent homogeneity (e.g., beaches)
0.5 to 1.0	Good homogeneity
1.0 to 1.33	Fair homogeneity
> 1.33	Poor homogeneity (e.g., glacial)



CH-01



Carbonate Grain Size Distribution

Onshore Grab Sample

Sample: CH-01

Total Carbonate Mass: 27.833 grams

% Carbonate: 37.0 %

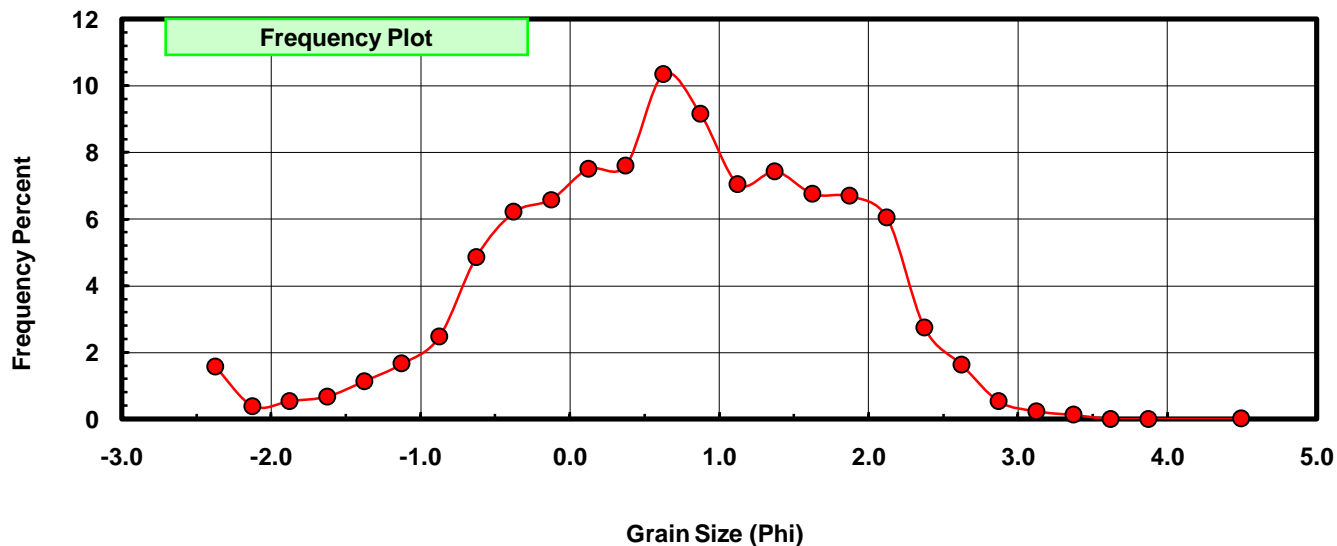
Sieve Size (phi)	Sieve Midpt (phi)	Weight (grams)	Freq Weight %	Cumulative Weight %
-2.25	-2.375	0.440	1.581	1.581
-2.00	-2.125	0.109	0.392	1.972
-1.75	-1.875	0.150	0.539	2.511
-1.50	-1.625	0.187	0.672	3.183
-1.25	-1.375	0.317	1.139	4.322
-1.00	-1.125	0.462	1.660	5.982
-0.75	-0.875	0.688	2.472	8.454
-0.50	-0.625	1.354	4.865	13.319
-0.25	-0.375	1.730	6.216	19.534
0.00	-0.125	1.835	6.593	26.127
0.25	0.125	2.089	7.505	33.633
0.50	0.375	2.118	7.610	41.242
0.75	0.625	2.878	10.340	51.583
1.00	0.875	2.549	9.158	60.741
1.25	1.125	1.963	7.053	67.794
1.50	1.375	2.069	7.434	75.227
1.75	1.625	1.881	6.758	81.985
2.00	1.875	1.863	6.693	88.679
2.25	2.125	1.681	6.040	94.718
2.50	2.375	0.766	2.752	97.471
2.75	2.625	0.453	1.628	99.098
3.00	2.875	0.148	0.532	99.630
3.25	3.125	0.065	0.234	99.863
3.50	3.375	0.035	0.126	99.989
3.75	3.625	0.000	0.000	99.989
4.00	3.875	0.000	0.000	99.989
5.00	4.500	0.003	0.011	100.000

Statistical Results			
Mean:	0.6785	phi	(0.6248 mm)
Standard Dev:	1.0982	phi-units	(0.4671 mm)
Skewness:	-0.3633	dimensionless	
Kurtosis:	2.8833	dimensionless	
5th Moment:	-3.2106	dimensionless	
6th Moment:	13.9493	dimensionless	
RARD *	1.6186	dimensionless	
Median	0.5867	phi	(0.6658 mm)

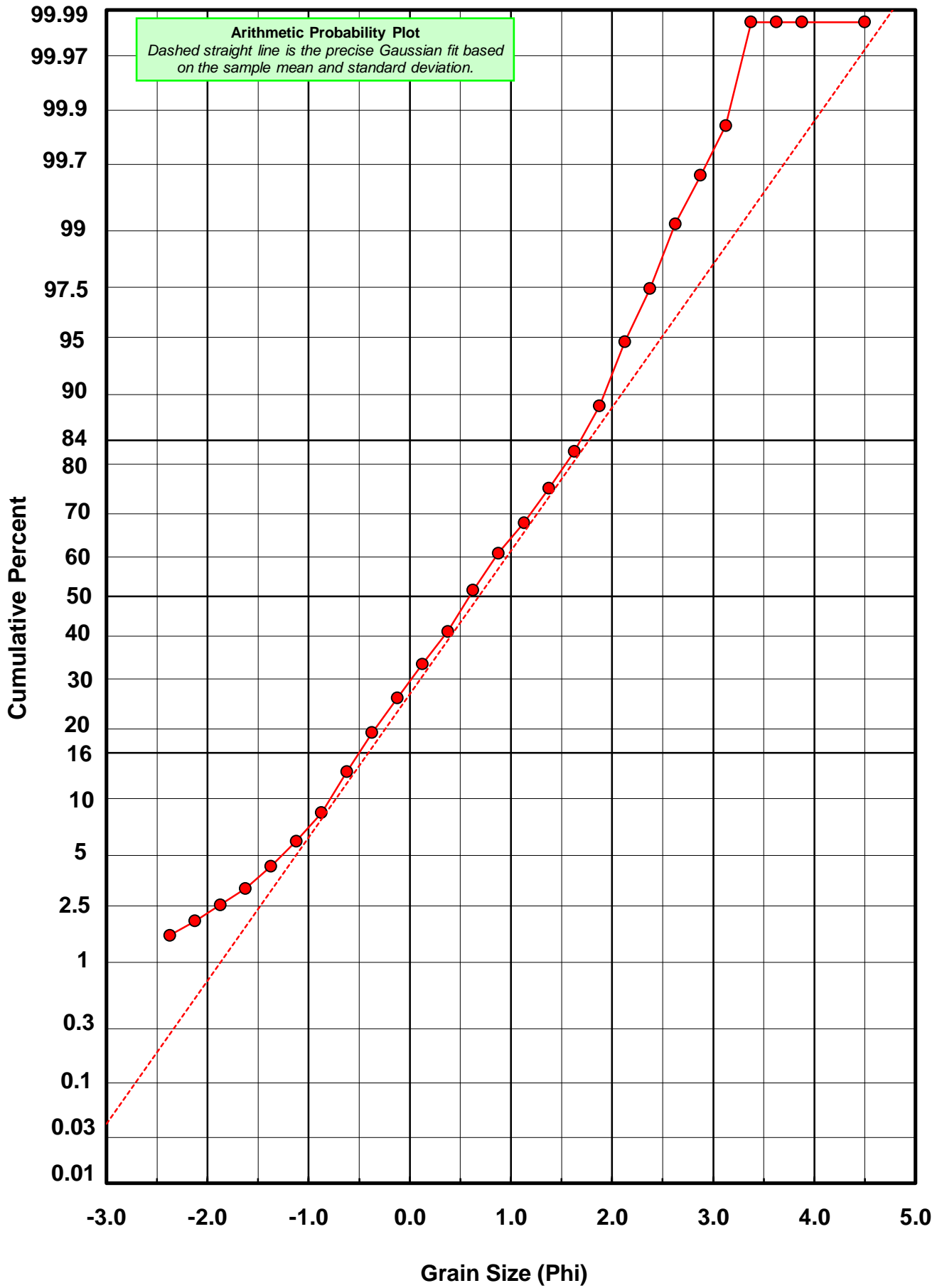
* RARD = reciprocal absolute relative dispersion (see below)

Statistical Explanation	
Calculations based on the Method of Moments	
Skewness: 3rd Stand. Moment; Exact Gaussian = 0.0	
Kurtosis: 4th Stand. Moment; Exact Gaussian = 3.0	
For Further Explanation, See Basille et al. 2002	
Millimeter data calculated by $mm = 2^{-(\phi)}$	

Reciprocal Absolute Relative Dispersion (RARD) Scale	
< 0.5	Excellent homogeneity (e.g., beaches)
0.5 to 1.0	Good homogeneity
1.0 to 1.33	Fair homogeneity
> 1.33	Poor homogeneity (e.g., glacial)



CH-01



Post-Digestion Grain Size Distribution

Onshore Grab Sample

Sample: CH-01

Total Digested Mass: 47.379 grams

% Silica: 63.0 %

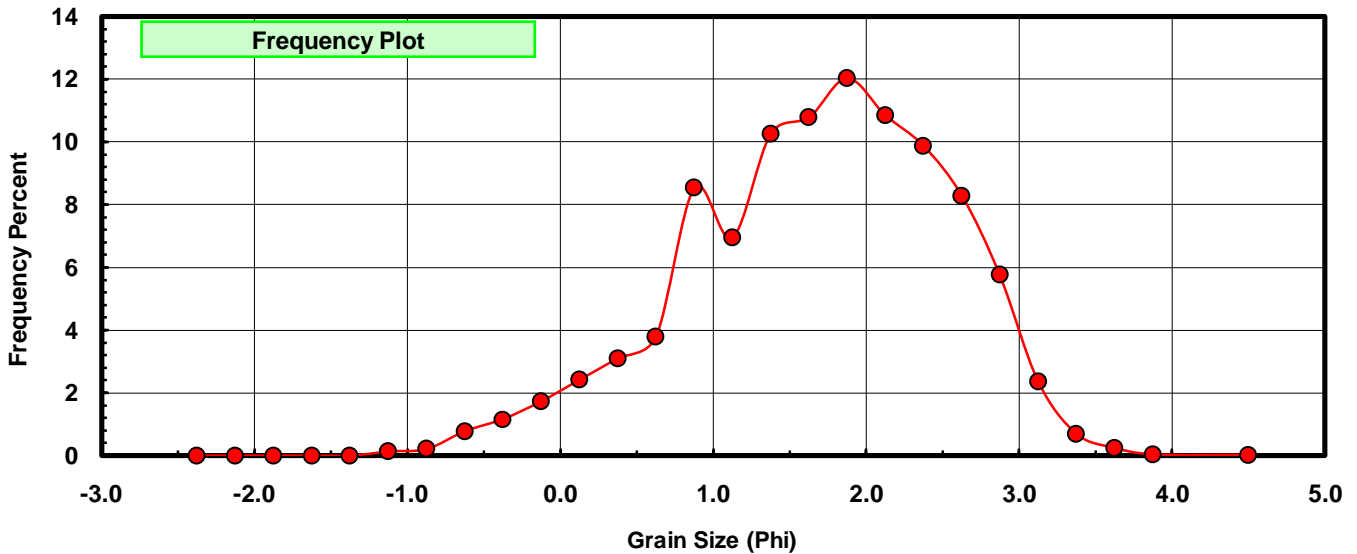
Sieve Size (phi)	Sieve Midpt (phi)	Weight (grams)	Freq Weight %	Cumulative Weight %
-2.25	-2.375	0.000	0.000	0.000
-2.00	-2.125	0.000	0.000	0.000
-1.75	-1.875	0.000	0.000	0.000
-1.50	-1.625	0.000	0.000	0.000
-1.25	-1.375	0.000	0.000	0.000
-1.00	-1.125	0.065	0.137	0.137
-0.75	-0.875	0.100	0.211	0.348
-0.50	-0.625	0.368	0.777	1.125
-0.25	-0.375	0.553	1.167	2.292
0.00	-0.125	0.819	1.729	4.021
0.25	0.125	1.146	2.419	6.440
0.50	0.375	1.469	3.101	9.540
0.75	0.625	1.799	3.797	13.337
1.00	0.875	4.044	8.535	21.873
1.25	1.125	3.290	6.944	28.817
1.50	1.375	4.857	10.251	39.068
1.75	1.625	5.107	10.779	49.847
2.00	1.875	5.700	12.031	61.878
2.25	2.125	5.141	10.851	72.728
2.50	2.375	4.676	9.869	82.598
2.75	2.625	3.924	8.282	90.880
3.00	2.875	2.730	5.762	96.642
3.25	3.125	1.120	2.364	99.006
3.50	3.375	0.330	0.697	99.702
3.75	3.625	0.115	0.243	99.945
4.00	3.875	0.017	0.036	99.981
5.00	4.500	0.009	0.019	100.000

Statistical Results			
Mean:	1.6746	phi	(0.3133 mm)
Standard Dev:	0.8596	phi-units	(0.5511 mm)
Skewness:	-0.4384	dimensionless	
Kurtosis:	2.8591	dimensionless	
5th Moment:	-3.3163	dimensionless	
6th Moment:	13.4355	dimensionless	
RARD *	0.5133	dimensionless	
Median	1.6282	phi	(0.3235 mm)

* RARD = reciprocal absolute relative dispersion (see below)

Statistical Explanation	
Calculations based on the Method of Moments	
Skewness: 3rd Stand. Moment; Exact Gaussian = 0.0	
Kurtosis: 4th Stand. Moment; Exact Gaussian = 3.0	
For Further Explanation, See Basille et al. 2002	
Millimeter data calculated by $mm = 2^{-(\phi)}$	

Reciprocal Absolute Relative Dispersion (RARD) Scale	
< 0.5	Excellent homogeneity (e.g., beaches)
0.5 to 1.0	Good homogeneity
1.0 to 1.33	Fair homogeneity
> 1.33	Poor homogeneity (e.g., glacial)



CH-01

