

**Onshore Grab Sample**

**Sample:** SA-38  
**Sample Taken By:** D. Phelps  
**Sample Collected On:** 12/16/09  
**Splits?** N/A

**County:** Sarasota  
**Latitude:** 26° 57' 59.4"  
**Longitude:** 82° 23' 16.4"  
**Datum:** WGS 84  
**Surf. Elev:** N/A  
**Datum:** N/A

**Fine Data Summary**

Total Sample Weight 67.578 grams  
Total Fines in Sample 0.199 grams  
Total Percent Fines 0.29 %

**Dry Sieving Summary**

Total Sample Weight 67.590 grams  
Total Digested Weight 26.895 grams  
Total Carbonate Weight 40.695 grams  
Total Silica % 39.79 %  
Total Carbonate % 60.21 %  
Carbonate/Silica Ratio 1.513

**General Comments:**

None

**Description**

Worked By: M. Ladle

# Pre-Digestion Grain Size Distribution

Onshore Grab Sample

Sample: SA-38

Total Sample Mass: 67.590 grams

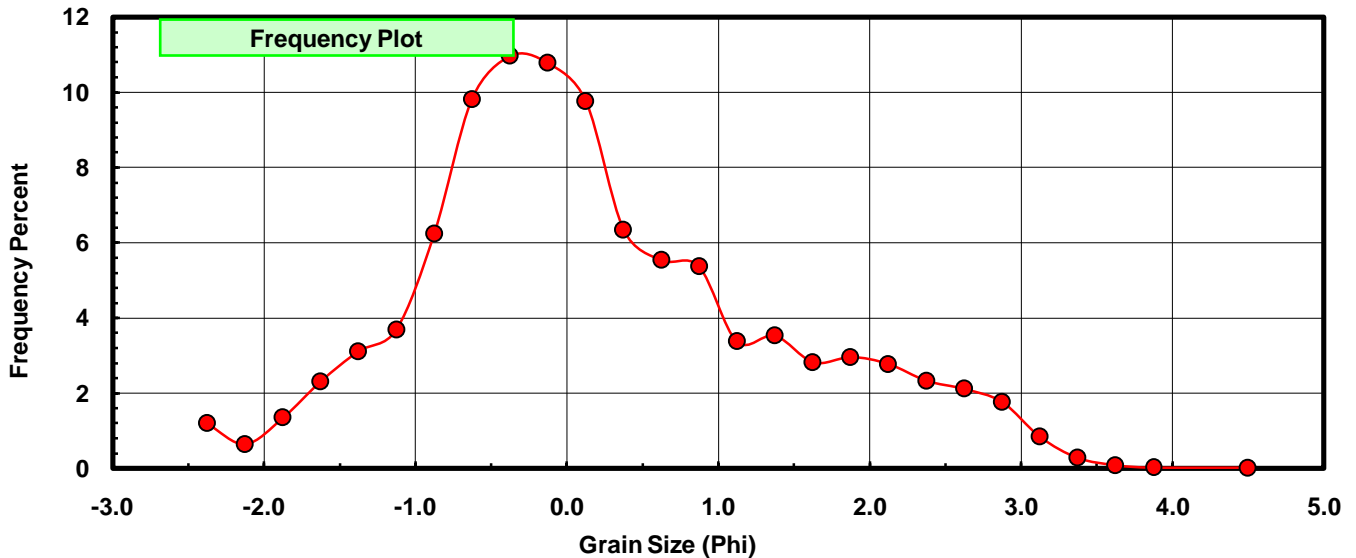
Sieve Size (phi)	Sieve Midpt (phi)	Weight (grams)	Freq Weight %	Cumulative Weight %
-2.25	-2.375	0.806	1.192	1.192
-2.00	-2.125	0.434	0.642	1.835
-1.75	-1.875	0.914	1.352	3.187
-1.50	-1.625	1.563	2.312	5.499
-1.25	-1.375	2.104	3.113	8.612
-1.00	-1.125	2.494	3.690	12.302
-0.75	-0.875	4.214	6.235	18.537
-0.50	-0.625	6.634	9.815	28.352
-0.25	-0.375	7.414	10.969	39.321
0.00	-0.125	7.283	10.775	50.096
0.25	0.125	6.602	9.768	59.864
0.50	0.375	4.288	6.344	66.208
0.75	0.625	3.741	5.535	71.743
1.00	0.875	3.625	5.363	77.106
1.25	1.125	2.281	3.375	80.481
1.50	1.375	2.385	3.529	84.009
1.75	1.625	1.906	2.820	86.829
2.00	1.875	2.000	2.959	89.788
2.25	2.125	1.875	2.774	92.563
2.50	2.375	1.571	2.324	94.887
2.75	2.625	1.431	2.117	97.004
3.00	2.875	1.194	1.767	98.771
3.25	3.125	0.566	0.837	99.608
3.50	3.375	0.190	0.281	99.889
3.75	3.625	0.053	0.078	99.967
4.00	3.875	0.014	0.021	99.988
5.00	4.50	0.008	0.012	100.000

Statistical Results			
Mean:	0.2059	phi	(0.867 mm)
Standard Dev:	1.1964	phi-units	(0.4364 mm)
Skewness:	0.4849	dimensionless	
Kurtosis:	2.8357	dimensionless	
5th Moment:	2.7235	dimensionless	
6th Moment:	11.5275	dimensionless	
RARD *	5.8091	dimensionless	
Median	-0.1272	phi	(1.0922 mm)

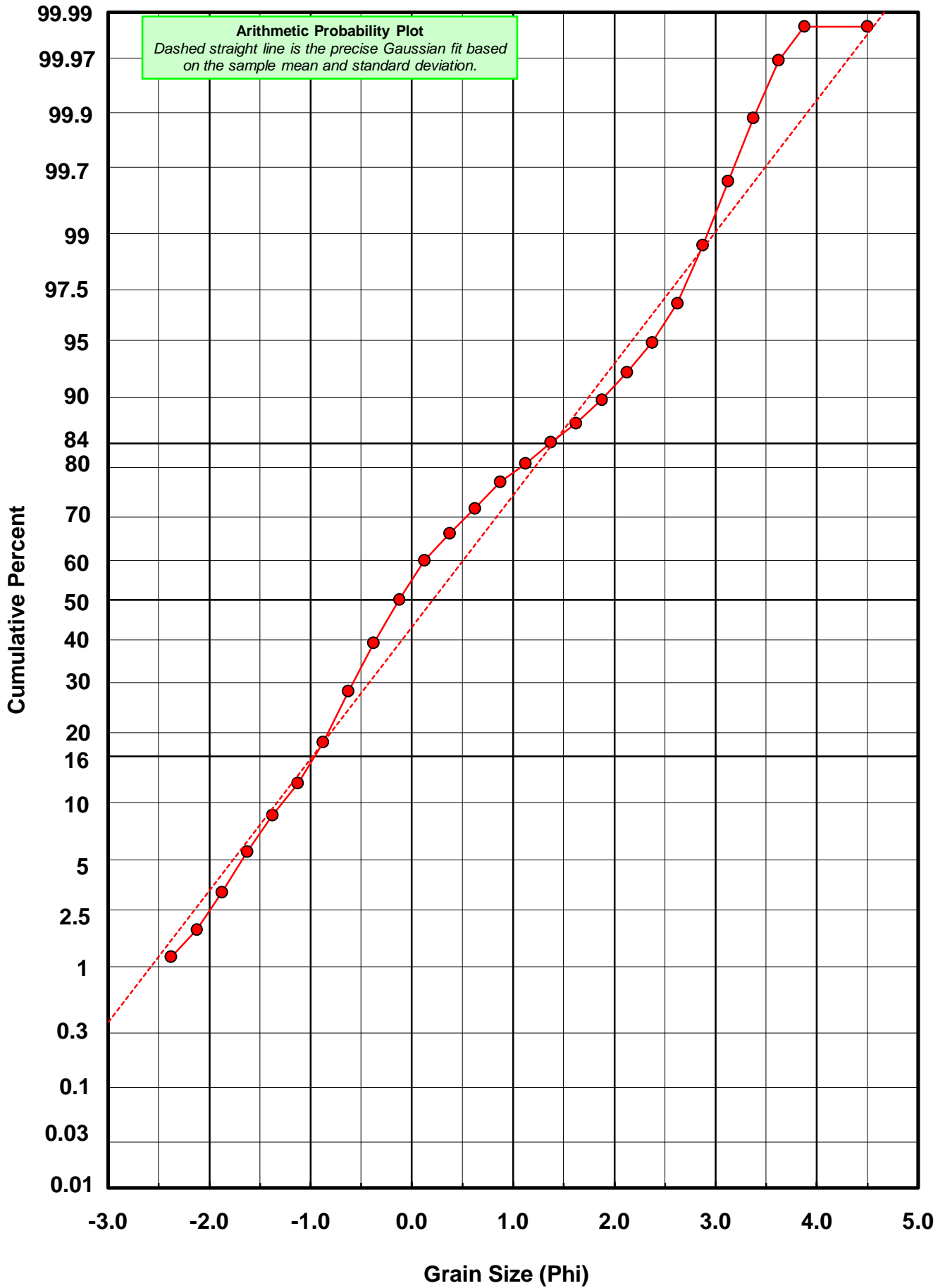
\* RARD = reciprocal absolute relative dispersion (see below)

Statistical Explanation	
Calculations based on the Method of Moments	
Skewness: 3rd Stand. Moment; Exact Gaussian = 0.0	
Kurtosis: 4th Stand. Moment; Exact Gaussian = 3.0	
For Further Explanation, See Basille et al. 2002	
Millimeter data calculated by $mm = 2^{(-\phi)}$	

Reciprocal Absolute Relative Dispersion (RARD) Scale	
< 0.5	Excellent homogeneity (e.g., beaches)
0.5 to 1.0	Good homogeneity
1.0 to 1.33	Fair homogeneity
> 1.33	Poor homogeneity (e.g., glacial)



# SA-38



# Carbonate Grain Size Distribution

Onshore Grab Sample

Sample: SA-38

Total Carbonate Mass: 40.959 grams

% Carbonate: 60.2 %

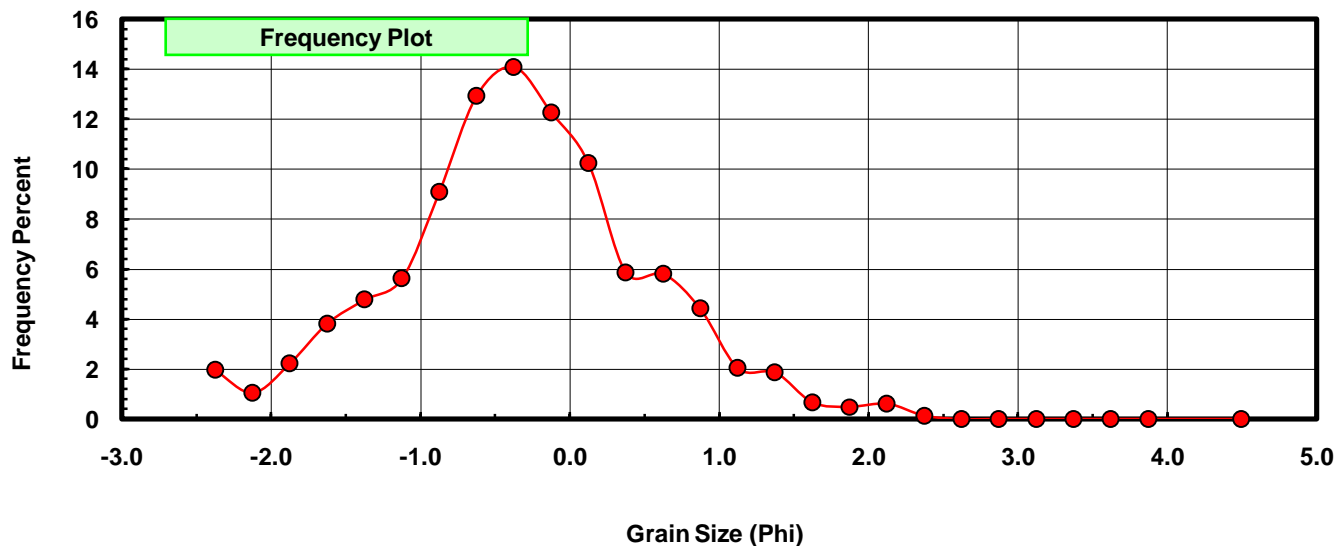
Sieve Size (phi)	Sieve Midpt (phi)	Weight (grams)	Freq Weight %	Cumulative Weight %
-2.25	-2.375	0.806	1.968	1.968
-2.00	-2.125	0.434	1.060	3.027
-1.75	-1.875	0.914	2.231	5.259
-1.50	-1.625	1.563	3.816	9.075
-1.25	-1.375	1.957	4.778	13.853
-1.00	-1.125	2.305	5.628	19.480
-0.75	-0.875	3.718	9.077	28.558
-0.50	-0.625	5.289	12.913	41.471
-0.25	-0.375	5.769	14.085	55.556
0.00	-0.125	5.022	12.261	67.817
0.25	0.125	4.196	10.244	78.061
0.50	0.375	2.400	5.860	83.921
0.75	0.625	2.383	5.818	89.739
1.00	0.875	1.808	4.414	94.153
1.25	1.125	0.837	2.044	96.196
1.50	1.375	0.765	1.868	98.064
1.75	1.625	0.277	0.676	98.740
2.00	1.875	0.204	0.498	99.238
2.25	2.125	0.255	0.623	99.861
2.50	2.375	0.057	0.139	100.000
2.75	2.625	0.000	0.000	100.000
3.00	2.875	0.000	0.000	100.000
3.25	3.125	0.000	0.000	100.000
3.50	3.375	0.000	0.000	100.000
3.75	3.625	0.000	0.000	100.000
4.00	3.875	0.000	0.000	100.000
5.00	4.500	0.000	0.000	100.000

Statistical Results			
Mean:	-0.3351	phi	(1.2615 mm)
Standard Dev:	0.8638	phi-units	(0.5495 mm)
Skewness:	0.0856	dimensionless	
Kurtosis:	3.1401	dimensionless	
5th Moment:	1.0811	dimensionless	
6th Moment:	14.9799	dimensionless	
RARD *	2.5777	dimensionless	
Median	-0.4736	phi	(1.3886 mm)

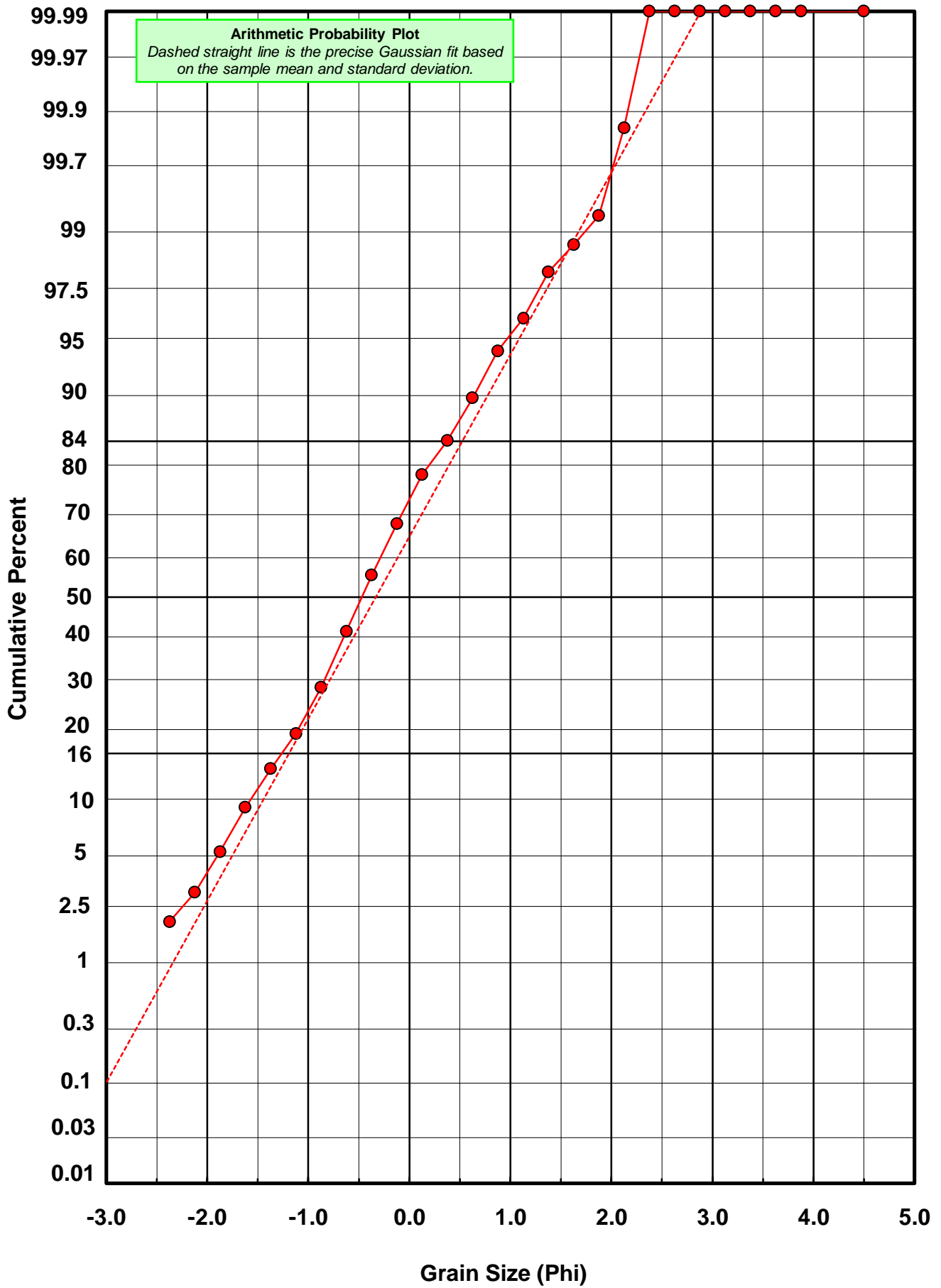
\* RARD = reciprocal absolute relative dispersion (see below)

Statistical Explanation	
Calculations based on the Method of Moments	
Skewness: 3rd Stand. Moment; Exact Gaussian = 0.0	
Kurtosis: 4th Stand. Moment; Exact Gaussian = 3.0	
For Further Explanation, See Basille et al. 2002	
Millimeter data calculated by $mm = 2^{-(\phi)}$	

Reciprocal Absolute Relative Dispersion (RARD) Scale	
< 0.5	Excellent homogeneity (e.g., beaches)
0.5 to 1.0	Good homogeneity
1.0 to 1.33	Fair homogeneity
> 1.33	Poor homogeneity (e.g., glacial)



# SA-38



# Post-Digestion Grain Size Distribution

Onshore Grab Sample

Sample: SA-38

Total Digested Mass: 26.895 grams

% Silica: 39.8 %

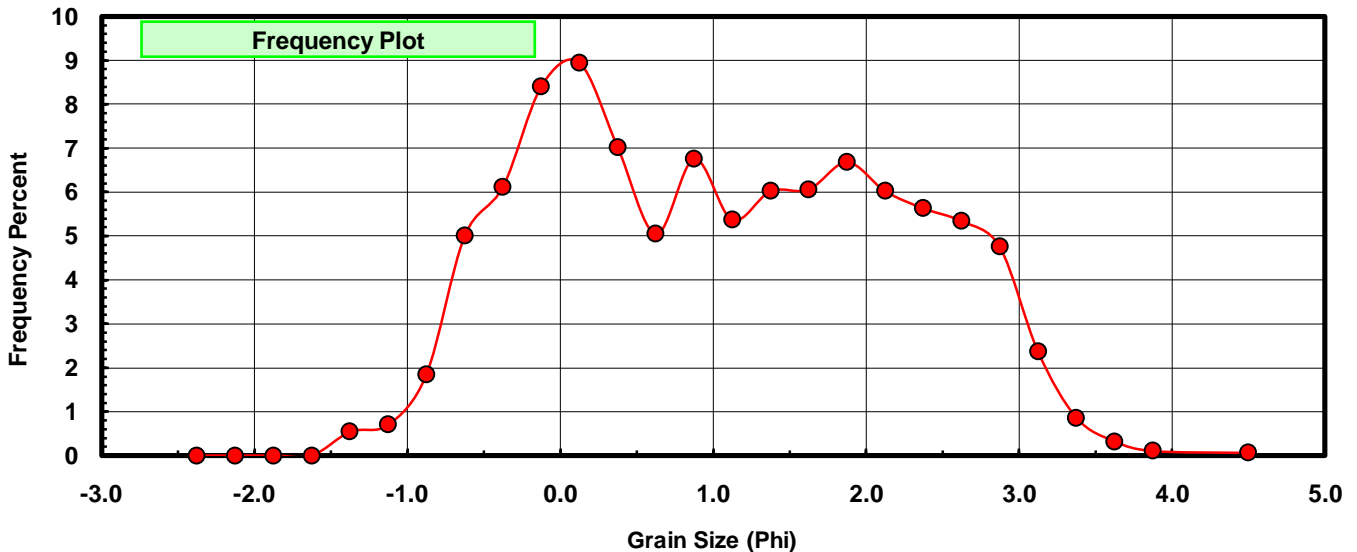
Sieve Size (phi)	Sieve Midpt (phi)	Weight (grams)	Freq Weight %	Cumulative Weight %
-2.25	-2.375	0.000	0.000	0.000
-2.00	-2.125	0.000	0.000	0.000
-1.75	-1.875	0.000	0.000	0.000
-1.50	-1.625	0.000	0.000	0.000
-1.25	-1.375	0.147	0.547	0.547
-1.00	-1.125	0.189	0.703	1.249
-0.75	-0.875	0.496	1.844	3.094
-0.50	-0.625	1.345	5.001	8.094
-0.25	-0.375	1.645	6.116	14.211
0.00	-0.125	2.261	8.407	22.618
0.25	0.125	2.406	8.946	31.563
0.50	0.375	1.888	7.020	38.583
0.75	0.625	1.358	5.049	43.633
1.00	0.875	1.817	6.756	50.389
1.25	1.125	1.444	5.369	55.758
1.50	1.375	1.620	6.023	61.781
1.75	1.625	1.629	6.057	67.838
2.00	1.875	1.796	6.678	74.516
2.25	2.125	1.620	6.023	80.539
2.50	2.375	1.514	5.629	86.168
2.75	2.625	1.436	5.339	91.508
3.00	2.875	1.280	4.759	96.267
3.25	3.125	0.637	2.368	98.635
3.50	3.375	0.232	0.863	99.498
3.75	3.625	0.087	0.323	99.822
4.00	3.875	0.030	0.112	99.933
5.00	4.500	0.018	0.067	100.000

Statistical Results			
Mean:	1.0596	phi	(0.4798 mm)
Standard Dev:	1.1852	phi-units	(0.4398 mm)
Skewness:	0.1352	dimensionless	
Kurtosis:	1.9089	dimensionless	
5th Moment:	0.6560	dimensionless	
6th Moment:	5.0559	dimensionless	
RARD *	1.1185	dimensionless	
Median	0.8606	phi	(0.5507 mm)

\* RARD = reciprocal absolute relative dispersion (see below)

Statistical Explanation	
Calculations based on the Method of Moments	
Skewness: 3rd Stand. Moment; Exact Gaussian = 0.0	
Kurtosis: 4th Stand. Moment; Exact Gaussian = 3.0	
For Further Explanation, See Basille et al. 2002	
Millimeter data calculated by $mm = 2^{-(\phi)}$	

Reciprocal Absolute Relative Dispersion (RARD) Scale	
< 0.5	Excellent homogeneity (e.g., beaches)
0.5 to 1.0	Good homogeneity
1.0 to 1.33	Fair homogeneity
> 1.33	Poor homogeneity (e.g., glacial)



# SA-38

