

**Onshore Grab Sample**

**Sample:** SA-36  
**Sample Taken By:** D. Phelps  
**Sample Collected On:** 12/16/09  
**Splits?** N/A

**County:** Sarasota  
**Latitude:** 26° 59' 23.5"  
**Longitude:** 82° 24' 8.4"  
**Datum:** WGS 84  
**Surf. Elev:** N/A  
**Datum:** N/A

**Fine Data Summary**

Total Sample Weight 69.787 grams  
Total Fines in Sample 0.202 grams  
Total Percent Fines 0.29 %

**Dry Sieving Summary**

Total Sample Weight 69.573 grams  
Total Digested Weight 36.408 grams  
Total Carbonate Weight 33.165 grams  
Total Silica % 52.33 %  
Total Carbonate % 47.67 %  
Carbonate/Silica Ratio 0.911

**General Comments:**

None

**Description**

Worked By: M. Ladle

# Pre-Digestion Grain Size Distribution

Onshore Grab Sample

Sample: SA-36

Total Sample Mass: 69.573 grams

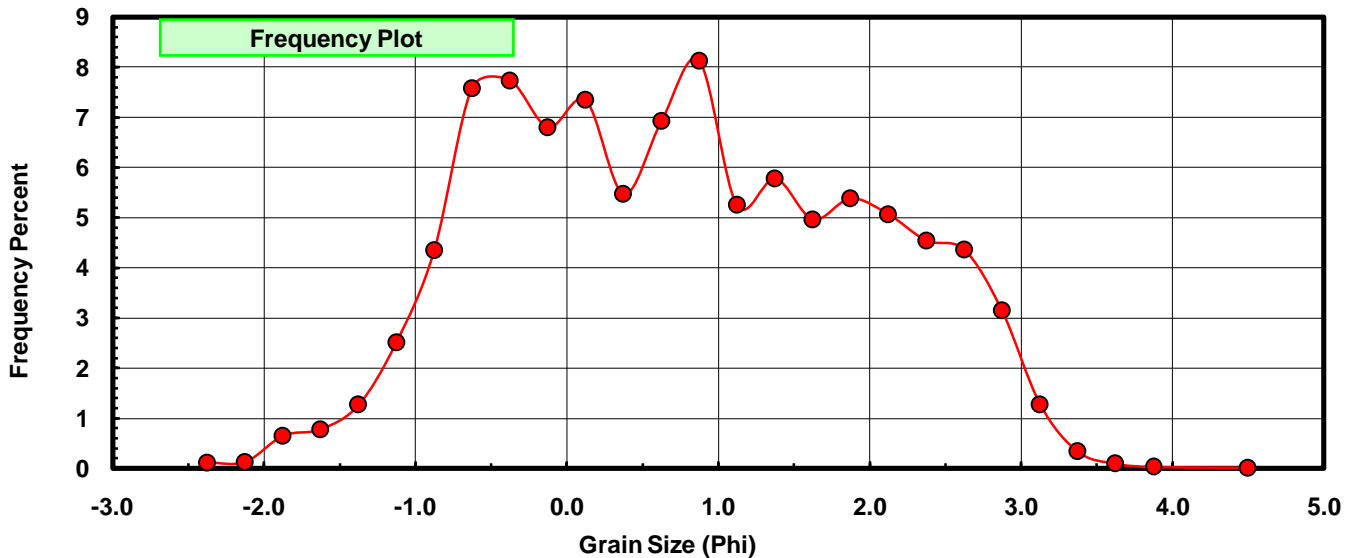
Sieve Size (phi)	Sieve Midpt (phi)	Weight (grams)	Freq Weight %	Cumulative Weight %
-2.25	-2.375	0.078	0.112	0.112
-2.00	-2.125	0.085	0.122	0.234
-1.75	-1.875	0.452	0.650	0.884
-1.50	-1.625	0.539	0.775	1.659
-1.25	-1.375	0.881	1.266	2.925
-1.00	-1.125	1.747	2.511	5.436
-0.75	-0.875	3.023	4.345	9.781
-0.50	-0.625	5.272	7.578	17.359
-0.25	-0.375	5.380	7.733	25.092
0.00	-0.125	4.733	6.803	31.895
0.25	0.125	5.107	7.340	39.235
0.50	0.375	3.806	5.471	44.706
0.75	0.625	4.816	6.922	51.628
1.00	0.875	5.657	8.131	59.759
1.25	1.125	3.653	5.251	65.009
1.50	1.375	4.021	5.780	70.789
1.75	1.625	3.454	4.965	75.754
2.00	1.875	3.744	5.381	81.135
2.25	2.125	3.522	5.062	86.197
2.50	2.375	3.160	4.542	90.739
2.75	2.625	3.037	4.365	95.104
3.00	2.875	2.193	3.152	98.257
3.25	3.125	0.885	1.272	99.529
3.50	3.375	0.233	0.335	99.863
3.75	3.625	0.067	0.096	99.960
4.00	3.875	0.019	0.027	99.987
5.00	4.50	0.009	0.013	100.000

Statistical Results			
Mean:	0.7425	phi	(0.5977 mm)
Standard Dev:	1.2156	phi-units	(0.4306 mm)
Skewness:	0.1208	dimensionless	
Kurtosis:	2.1171	dimensionless	
5th Moment:	0.3972	dimensionless	
6th Moment:	6.1962	dimensionless	
RARD *	1.6372	dimensionless	
Median	0.5662	phi	(0.6754 mm)

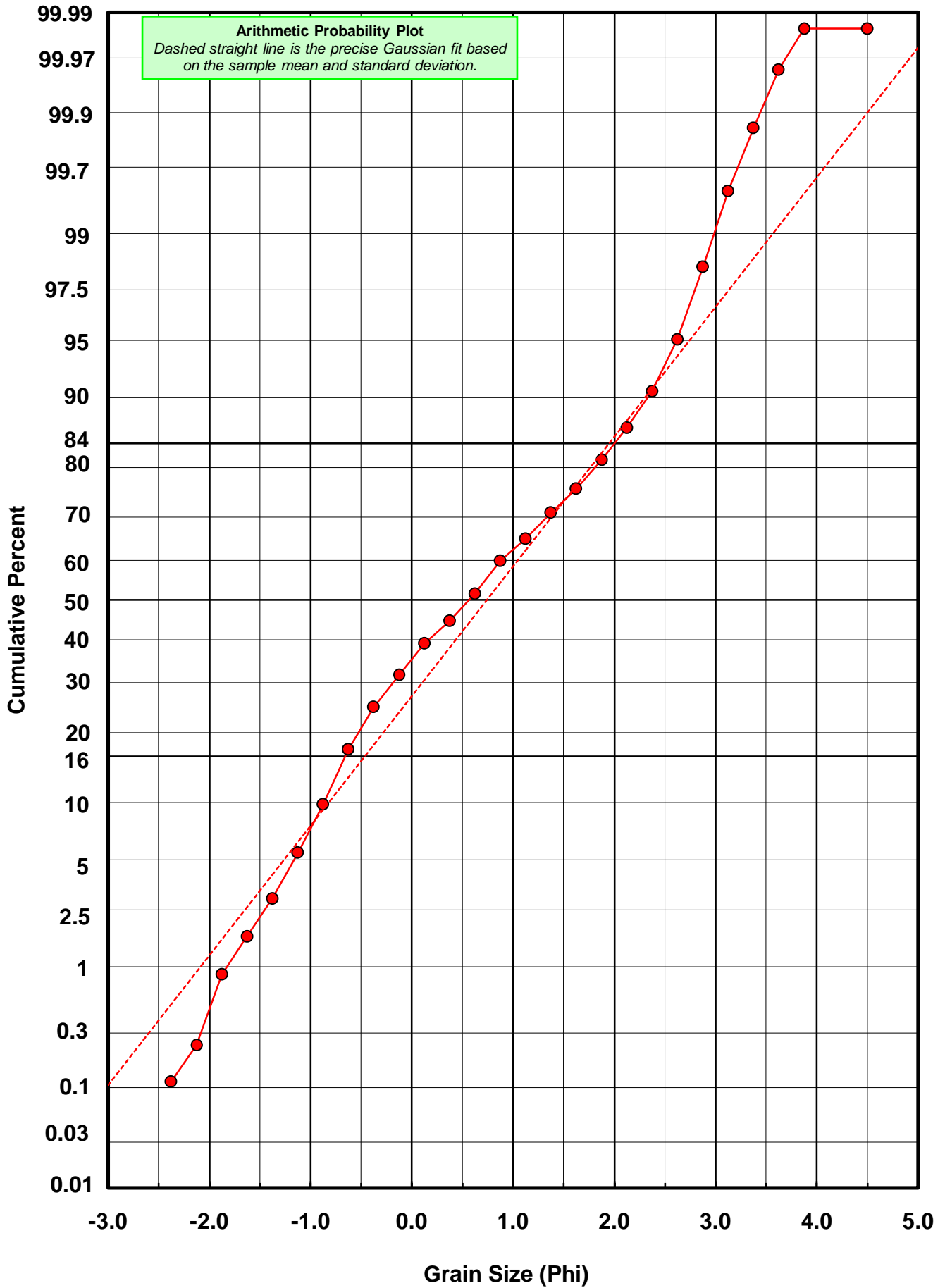
\* RARD = reciprocal absolute relative dispersion (see below)

Statistical Explanation	
Calculations based on the Method of Moments	
Skewness: 3rd Stand. Moment; Exact Gaussian = 0.0	
Kurtosis: 4th Stand. Moment; Exact Gaussian = 3.0	
For Further Explanation, See Basille et al. 2002	
Millimeter data calculated by $mm = 2^{-(\phi)}$	

Reciprocal Absolute Relative Dispersion (RARD) Scale	
< 0.5	Excellent homogeneity (e.g., beaches)
0.5 to 1.0	Good homogeneity
1.0 to 1.33	Fair homogeneity
> 1.33	Poor homogeneity (e.g., glacial)



# SA-36



# Carbonate Grain Size Distribution

Onshore Grab Sample

Sample: SA-36

Total Carbonate Mass: 33.167 grams

% Carbonate: 47.7 %

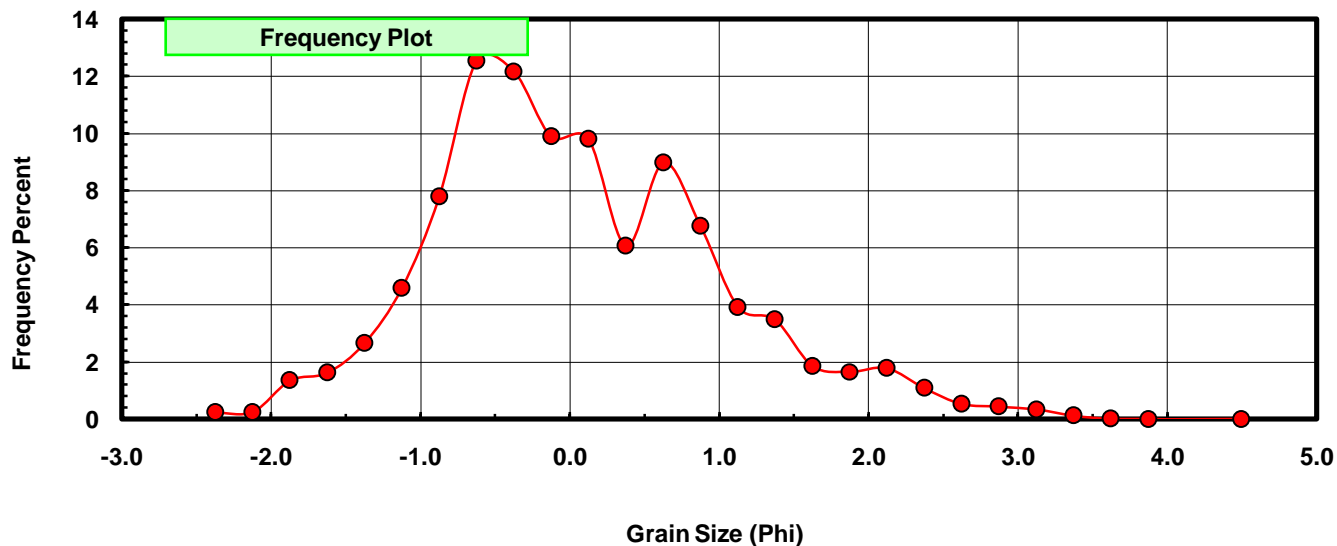
Sieve Size (phi)	Sieve Midpt (phi)	Weight (grams)	Freq Weight %	Cumulative Weight %
-2.25	-2.375	0.078	0.235	0.235
-2.00	-2.125	0.085	0.256	0.491
-1.75	-1.875	0.452	1.363	1.854
-1.50	-1.625	0.539	1.625	3.479
-1.25	-1.375	0.881	2.656	6.136
-1.00	-1.125	1.524	4.595	10.731
-0.75	-0.875	2.583	7.788	18.518
-0.50	-0.625	4.156	12.531	31.049
-0.25	-0.375	4.033	12.160	43.209
0.00	-0.125	3.280	9.889	53.098
0.25	0.125	3.256	9.817	62.915
0.50	0.375	2.009	6.057	68.972
0.75	0.625	2.977	8.976	77.948
1.00	0.875	2.244	6.766	84.714
1.25	1.125	1.303	3.929	88.642
1.50	1.375	1.157	3.488	92.131
1.75	1.625	0.618	1.863	93.994
2.00	1.875	0.553	1.667	95.661
2.25	2.125	0.593	1.788	97.449
2.50	2.375	0.363	1.094	98.544
2.75	2.625	0.178	0.537	99.080
3.00	2.875	0.145	0.437	99.518
3.25	3.125	0.112	0.338	99.855
3.50	3.375	0.041	0.124	99.979
3.75	3.625	0.007	0.021	100.000
4.00	3.875	0.000	0.000	100.000
5.00	4.500	0.000	0.000	100.000

Statistical Results			
Mean:	0.0545	phi	(0.9629 mm)
Standard Dev:	0.9814	phi-units	(0.5065 mm)
Skewness:	0.5394	dimensionless	
Kurtosis:	3.2050	dimensionless	
5th Moment:	4.3444	dimensionless	
6th Moment:	17.5241	dimensionless	
RARD *	18.0096	dimensionless	
Median	-0.2033	phi	(1.1513 mm)

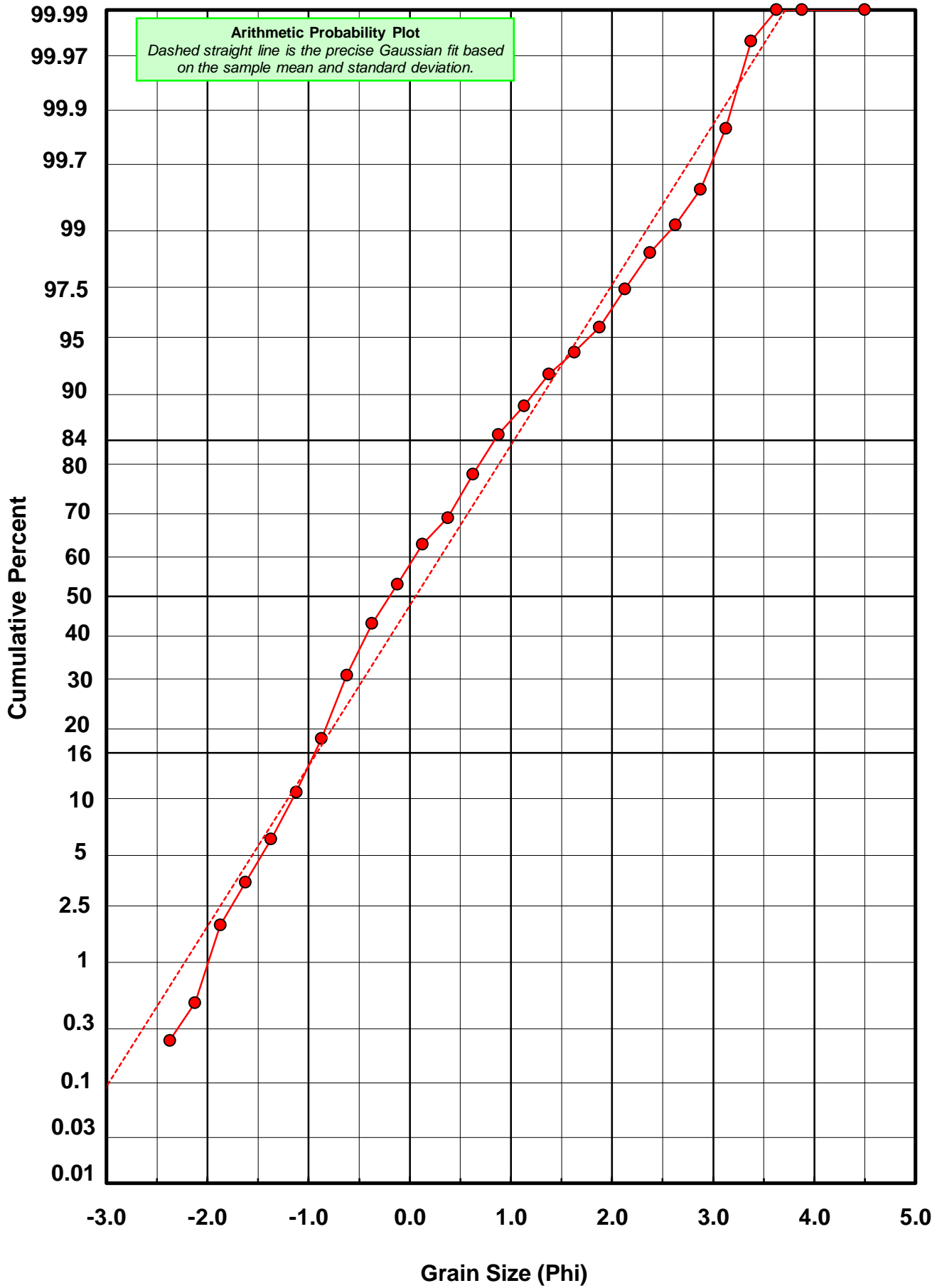
\* RARD = reciprocal absolute relative dispersion (see below)

Statistical Explanation	
Calculations based on the Method of Moments	
Skewness: 3rd Stand. Moment; Exact Gaussian = 0.0	
Kurtosis: 4th Stand. Moment; Exact Gaussian = 3.0	
For Further Explanation, See Basille et al. 2002	
Millimeter data calculated by $mm = 2^{-(\phi)}$	

Reciprocal Absolute Relative Dispersion (RARD) Scale	
< 0.5	Excellent homogeneity (e.g., beaches)
0.5 to 1.0	Good homogeneity
1.0 to 1.33	Fair homogeneity
> 1.33	Poor homogeneity (e.g., glacial)



# SA-36



# Post-Digestion Grain Size Distribution

Onshore Grab Sample

Sample: SA-36

Total Digested Mass: 36.408 grams

% Silica: 52.3 %

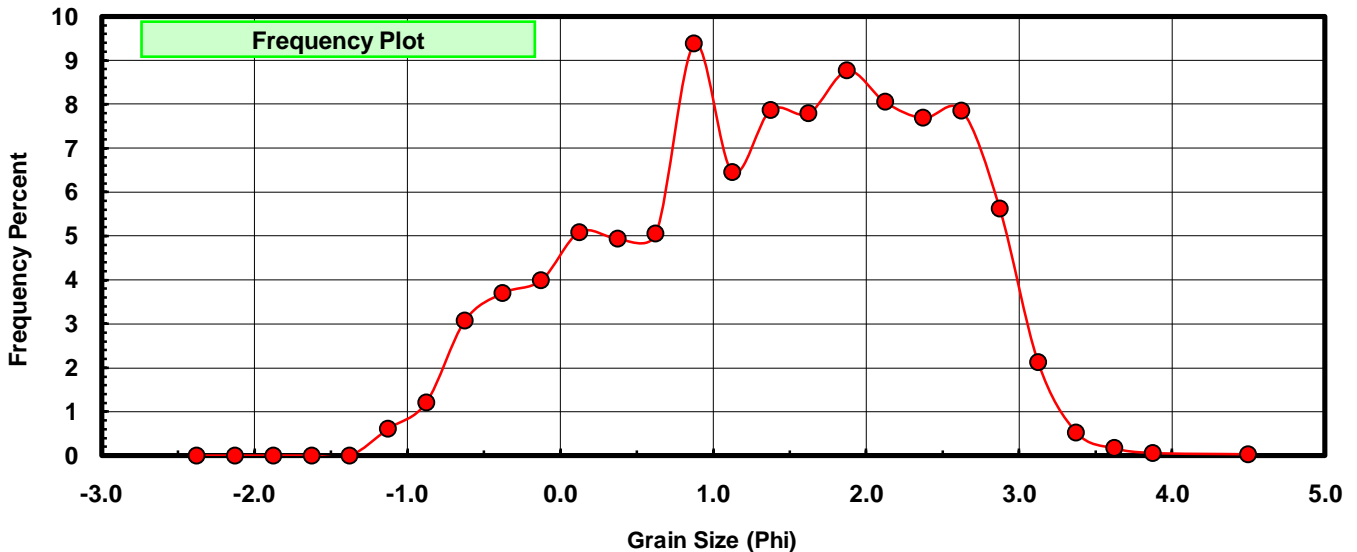
Sieve Size (phi)	Sieve Midpt (phi)	Weight (grams)	Freq Weight %	Cumulative Weight %
-2.25	-2.375	0.000	0.000	0.000
-2.00	-2.125	0.000	0.000	0.000
-1.75	-1.875	0.000	0.000	0.000
-1.50	-1.625	0.000	0.000	0.000
-1.25	-1.375	0.000	0.000	0.000
-1.00	-1.125	0.223	0.613	0.613
-0.75	-0.875	0.440	1.209	1.821
-0.50	-0.625	1.116	3.065	4.886
-0.25	-0.375	1.347	3.700	8.586
0.00	-0.125	1.453	3.991	12.577
0.25	0.125	1.851	5.084	17.661
0.50	0.375	1.797	4.936	22.597
0.75	0.625	1.839	5.051	27.648
1.00	0.875	3.413	9.374	37.022
1.25	1.125	2.350	6.455	43.477
1.50	1.375	2.864	7.866	51.343
1.75	1.625	2.836	7.789	59.133
2.00	1.875	3.191	8.765	67.897
2.25	2.125	2.929	8.045	75.942
2.50	2.375	2.797	7.682	83.624
2.75	2.625	2.859	7.853	91.477
3.00	2.875	2.048	5.625	97.102
3.25	3.125	0.773	2.123	99.225
3.50	3.375	0.192	0.527	99.753
3.75	3.625	0.060	0.165	99.918
4.00	3.875	0.020	0.055	99.973
5.00	4.500	0.010	0.027	100.000

Statistical Results			
Mean:	1.3694	phi	(0.387 mm)
Standard Dev:	1.0676	phi-units	(0.4771 mm)
Skewness:	-0.2685	dimensionless	
Kurtosis:	2.1644	dimensionless	
5th Moment:	-1.3462	dimensionless	
6th Moment:	6.4700	dimensionless	
RARD *	0.7796	dimensionless	
Median	1.3323	phi	(0.3971 mm)

\* RARD = reciprocal absolute relative dispersion (see below)

Statistical Explanation	
Calculations based on the Method of Moments	
Skewness: 3rd Stand. Moment; Exact Gaussian = 0.0	
Kurtosis: 4th Stand. Moment; Exact Gaussian = 3.0	
For Further Explanation, See Basille et al. 2002	
Millimeter data calculated by $mm = 2^{-(\phi)}$	

Reciprocal Absolute Relative Dispersion (RARD) Scale	
< 0.5	Excellent homogeneity (e.g., beaches)
0.5 to 1.0	Good homogeneity
1.0 to 1.33	Fair homogeneity
> 1.33	Poor homogeneity (e.g., glacial)



# SA-36

