

Onshore Grab Sample

Sample: SA-34-BB
Sample Taken By: D. Phelps
Sample Collected On: 12/16/09
Splits? N/A

County: Sarasota
Latitude: 27° 00' 52.7"
Longitude: 82° 24' 55.4"
Datum: WGS 84
Surf. Elev: N/A
Datum: N/A

Fine Data Summary

Total Sample Weight 79.76 grams
Total Fines in Sample 0.121 grams
Total Percent Fines 0.15 %

Dry Sieving Summary

Total Sample Weight 79.072 grams
Total Digested Weight 57.286 grams
Total Carbonate Weight 21.786 grams
Total Silica % 72.45 %
Total Carbonate % 27.55 %
Carbonate/Silica Ratio 0.380

General Comments:

None

Description

Worked By: M. Ladle

Pre-Digestion Grain Size Distribution

Onshore Grab Sample

Sample: SA-34-BB

Total Sample Mass: 79.072 grams

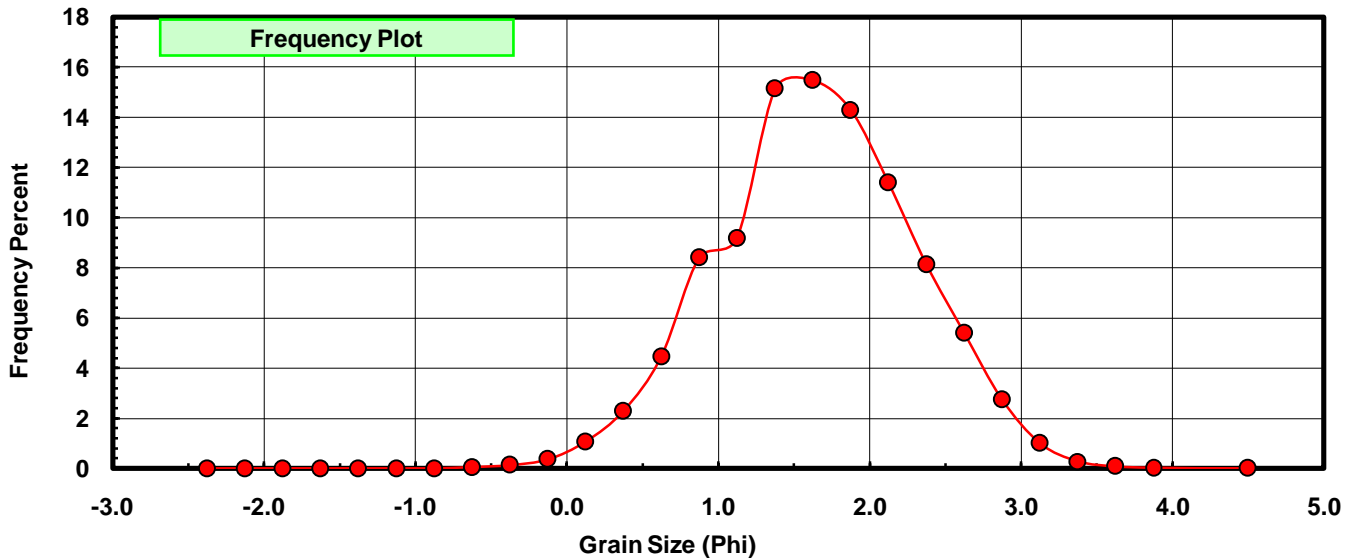
Sieve Size (phi)	Sieve Midpt (phi)	Weight (grams)	Freq Weight %	Cumulative Weight %
-2.25	-2.375	0.000	0.000	0.000
-2.00	-2.125	0.000	0.000	0.000
-1.75	-1.875	0.000	0.000	0.000
-1.50	-1.625	0.000	0.000	0.000
-1.25	-1.375	0.000	0.000	0.000
-1.00	-1.125	0.000	0.000	0.000
-0.75	-0.875	0.000	0.000	0.000
-0.50	-0.625	0.040	0.051	0.051
-0.25	-0.375	0.106	0.134	0.185
0.00	-0.125	0.289	0.365	0.550
0.25	0.125	0.848	1.072	1.623
0.50	0.375	1.815	2.295	3.918
0.75	0.625	3.532	4.467	8.385
1.00	0.875	6.649	8.409	16.794
1.25	1.125	7.266	9.189	25.983
1.50	1.375	11.972	15.141	41.123
1.75	1.625	12.239	15.478	56.602
2.00	1.875	11.304	14.296	70.897
2.25	2.125	9.013	11.398	82.296
2.50	2.375	6.433	8.136	90.432
2.75	2.625	4.278	5.410	95.842
3.00	2.875	2.177	2.753	98.595
3.25	3.125	0.797	1.008	99.603
3.50	3.375	0.223	0.282	99.885
3.75	3.625	0.065	0.082	99.967
4.00	3.875	0.018	0.023	99.990
5.00	4.50	0.008	0.010	100.000

Statistical Results			
Mean:	1.6432	phi	(0.3201 mm)
Standard Dev:	0.6523	phi-units	(0.6363 mm)
Skewness:	-0.0537	dimensionless	
Kurtosis:	2.8813	dimensionless	
5th Moment:	-0.4707	dimensionless	
6th Moment:	13.6915	dimensionless	
RARD *	0.3969	dimensionless	
Median	1.5184	phi	(0.3491 mm)

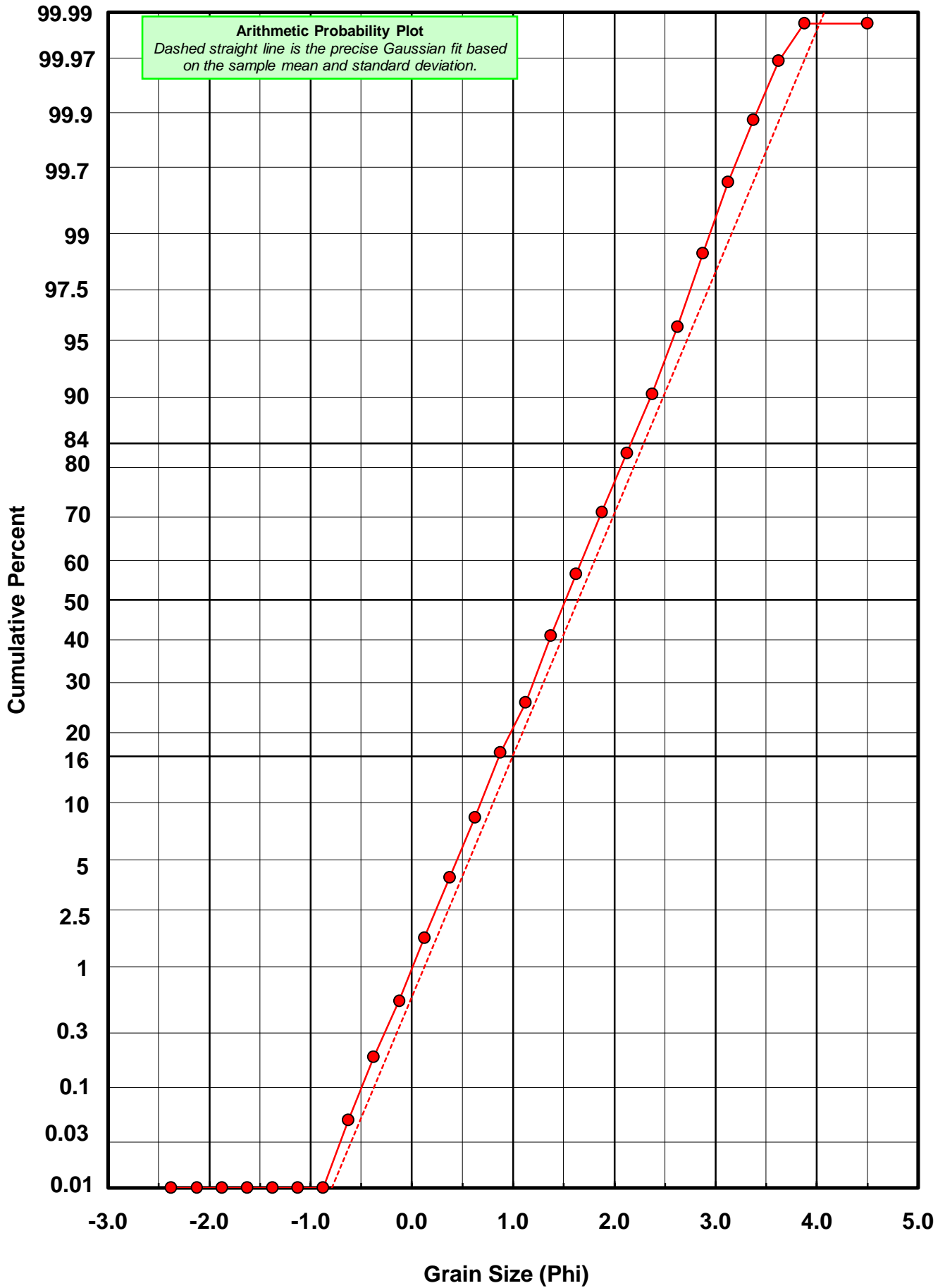
* RARD = reciprocal absolute relative dispersion (see below)

Statistical Explanation	
Calculations based on the Method of Moments	
Skewness: 3rd Stand. Moment; Exact Gaussian = 0.0	
Kurtosis: 4th Stand. Moment; Exact Gaussian = 3.0	
For Further Explanation, See Basille et al. 2002	
Millimeter data calculated by $mm = 2^{(-phi)}$	

Reciprocal Absolute Relative Dispersion (RARD) Scale	
< 0.5	Excellent homogeneity (e.g., beaches)
0.5 to 1.0	Good homogeneity
1.0 to 1.33	Fair homogeneity
> 1.33	Poor homogeneity (e.g., glacial)



SA-34-BB



Carbonate Grain Size Distribution

Onshore Grab Sample

Sample: SA-34-BB

Total Carbonate Mass: 21.819 grams

% Carbonate: 27.6 %

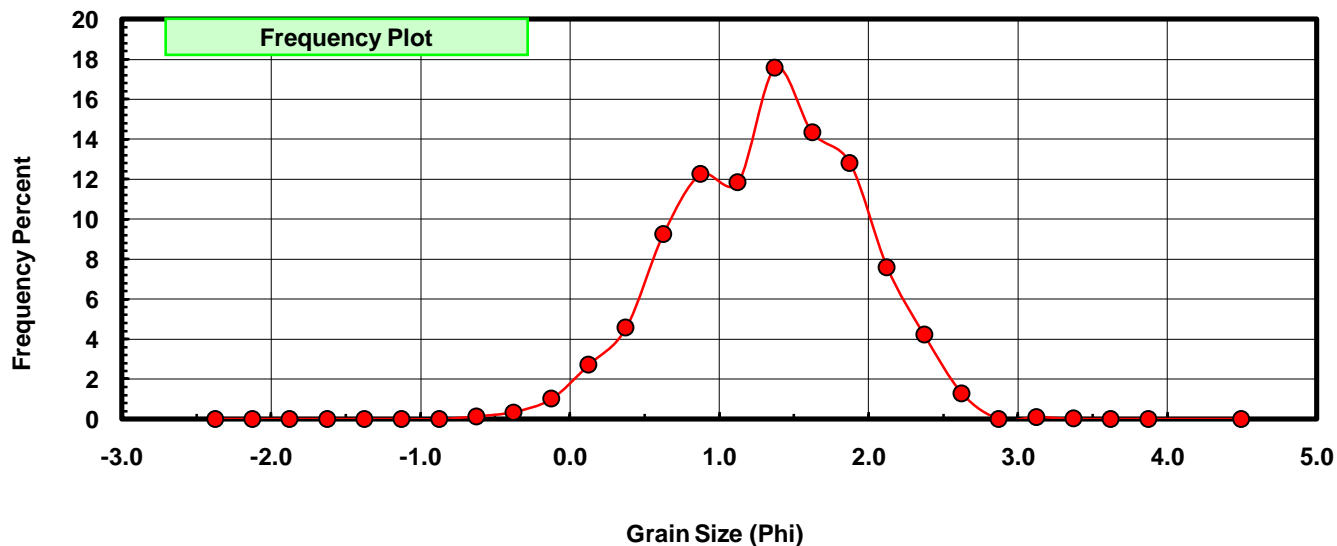
Sieve Size (phi)	Sieve Midpt (phi)	Weight (grams)	Freq Weight %	Cumulative Weight %
-2.25	-2.375	0.000	0.000	0.000
-2.00	-2.125	0.000	0.000	0.000
-1.75	-1.875	0.000	0.000	0.000
-1.50	-1.625	0.000	0.000	0.000
-1.25	-1.375	0.000	0.000	0.000
-1.00	-1.125	0.000	0.000	0.000
-0.75	-0.875	0.000	0.000	0.000
-0.50	-0.625	0.030	0.137	0.137
-0.25	-0.375	0.080	0.367	0.504
0.00	-0.125	0.223	1.022	1.526
0.25	0.125	0.592	2.713	4.239
0.50	0.375	0.995	4.560	8.800
0.75	0.625	2.014	9.230	18.030
1.00	0.875	2.672	12.246	30.276
1.25	1.125	2.580	11.825	42.101
1.50	1.375	3.831	17.558	59.659
1.75	1.625	3.126	14.327	73.986
2.00	1.875	2.793	12.801	86.787
2.25	2.125	1.657	7.594	94.381
2.50	2.375	0.918	4.207	98.588
2.75	2.625	0.280	1.283	99.872
3.00	2.875	0.000	0.000	99.872
3.25	3.125	0.021	0.096	99.968
3.50	3.375	0.004	0.018	99.986
3.75	3.625	0.000	0.000	99.986
4.00	3.875	0.003	0.014	100.000
5.00	4.500	0.000	0.000	100.000

Statistical Results			
Mean:	1.3283	phi	(0.3983 mm)
Standard Dev:	0.6192	phi-units	(0.651 mm)
Skewness:	-0.1865	dimensionless	
Kurtosis:	2.6235	dimensionless	
5th Moment:	-1.2698	dimensionless	
6th Moment:	11.4134	dimensionless	
RARD *	0.4662	dimensionless	
Median	1.2375	phi	(0.4241 mm)

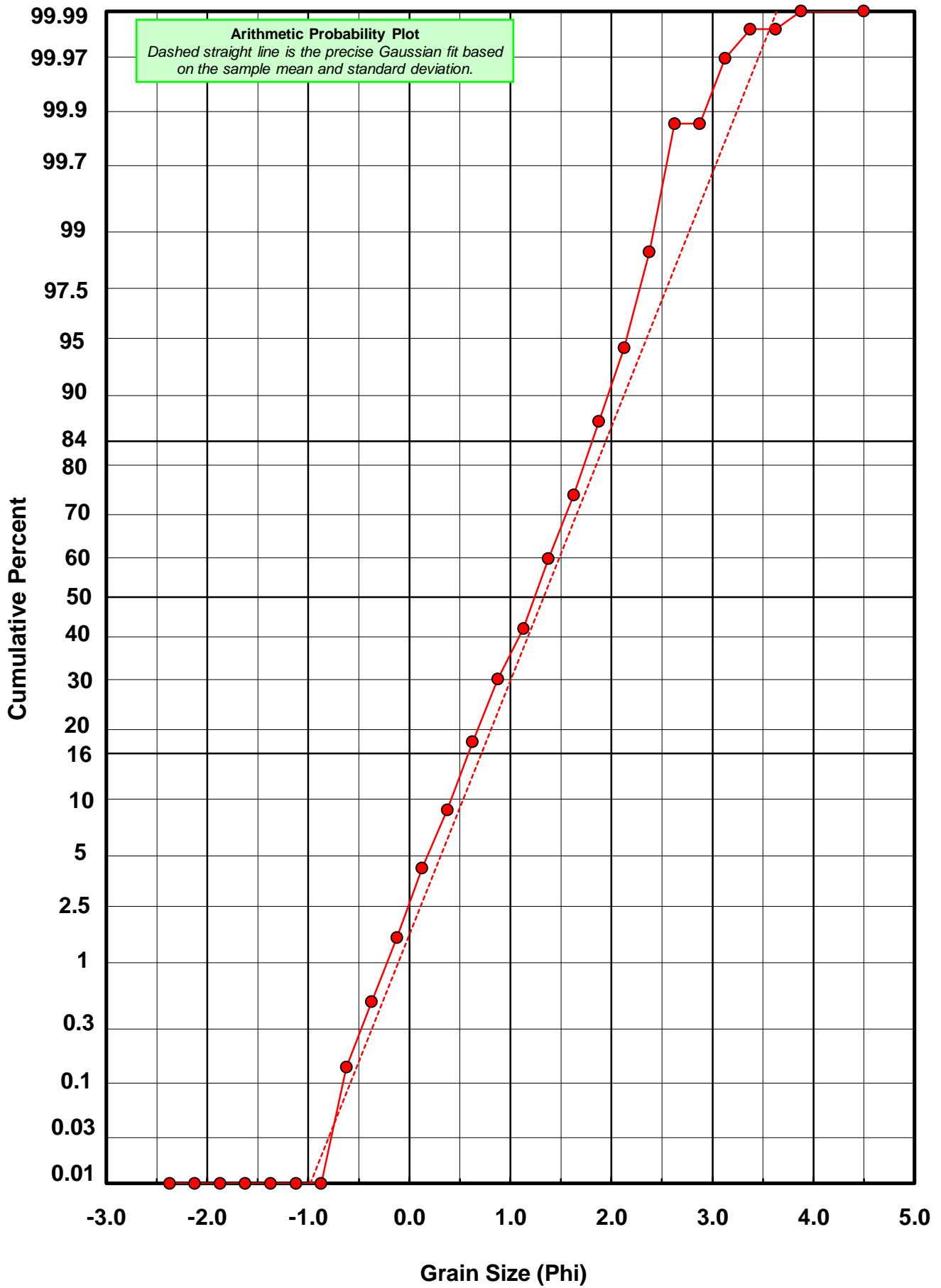
* RARD = reciprocal absolute relative dispersion (see below)

Statistical Explanation	
Calculations based on the Method of Moments	
Skewness: 3rd Stand. Moment; Exact Gaussian = 0.0	
Kurtosis: 4th Stand. Moment; Exact Gaussian = 3.0	
For Further Explanation, See Basille et al. 2002	
Millimeter data calculated by $mm = 2^{-(\phi)}$	

Reciprocal Absolute Relative Dispersion (RARD) Scale	
< 0.5	Excellent homogeneity (e.g., beaches)
0.5 to 1.0	Good homogeneity
1.0 to 1.33	Fair homogeneity
> 1.33	Poor homogeneity (e.g., glacial)



SA-34-BB



Post-Digestion Grain Size Distribution

Onshore Grab Sample

Sample: SA-34-BB

Total Digested Mass: 57.286 grams

% Silica: 72.4 %

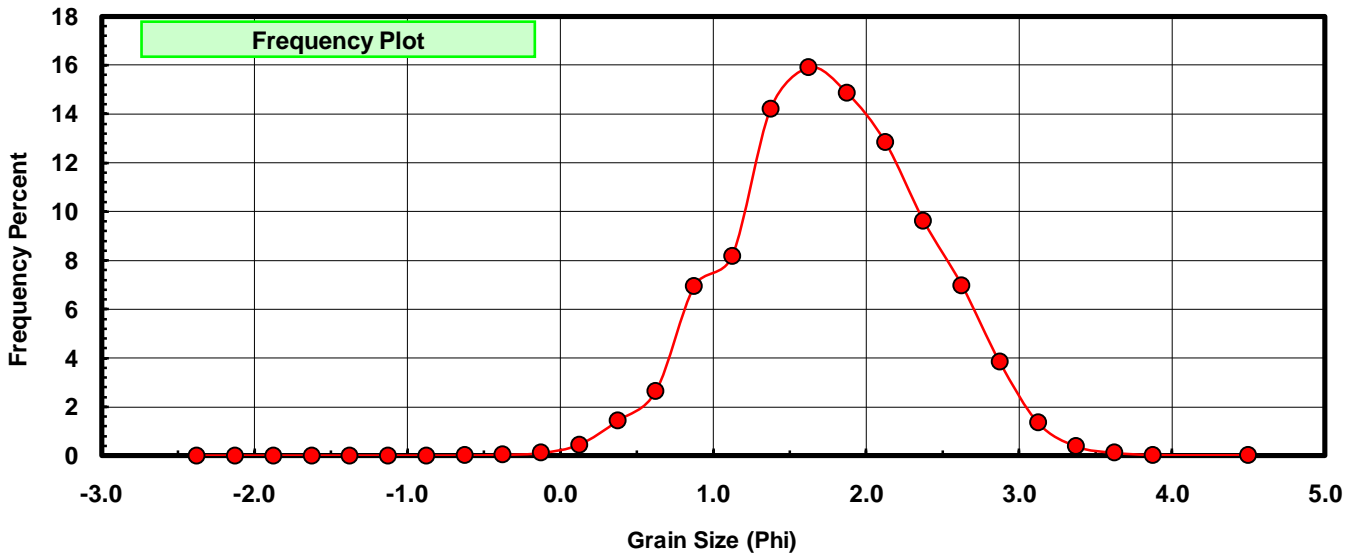
Sieve Size (phi)	Sieve Midpt (phi)	Weight (grams)	Freq Weight %	Cumulative Weight %
-2.25	-2.375	0.000	0.000	0.000
-2.00	-2.125	0.000	0.000	0.000
-1.75	-1.875	0.000	0.000	0.000
-1.50	-1.625	0.000	0.000	0.000
-1.25	-1.375	0.000	0.000	0.000
-1.00	-1.125	0.000	0.000	0.000
-0.75	-0.875	0.000	0.000	0.000
-0.50	-0.625	0.010	0.017	0.017
-0.25	-0.375	0.026	0.045	0.063
0.00	-0.125	0.066	0.115	0.178
0.25	0.125	0.256	0.447	0.625
0.50	0.375	0.820	1.431	2.056
0.75	0.625	1.518	2.650	4.706
1.00	0.875	3.977	6.942	11.649
1.25	1.125	4.686	8.180	19.829
1.50	1.375	8.141	14.211	34.040
1.75	1.625	9.113	15.908	49.948
2.00	1.875	8.511	14.857	64.805
2.25	2.125	7.356	12.841	77.645
2.50	2.375	5.515	9.627	87.273
2.75	2.625	3.998	6.979	94.252
3.00	2.875	2.202	3.844	98.096
3.25	3.125	0.776	1.355	99.450
3.50	3.375	0.219	0.382	99.832
3.75	3.625	0.071	0.124	99.956
4.00	3.875	0.015	0.026	99.983
5.00	4.500	0.010	0.017	100.000

Statistical Results			
Mean:	1.7641	phi	(0.2944 mm)
Standard Dev:	0.6296	phi-units	(0.6463 mm)
Skewness:	-0.0047	dimensionless	
Kurtosis:	2.8168	dimensionless	
5th Moment:	-0.1104	dimensionless	
6th Moment:	13.4413	dimensionless	
RARD *	0.3569	dimensionless	
Median	1.6259	phi	(0.324 mm)

* RARD = reciprocal absolute relative dispersion (see below)

Statistical Explanation	
Calculations based on the Method of Moments	
Skewness: 3rd Stand. Moment; Exact Gaussian = 0.0	
Kurtosis: 4th Stand. Moment; Exact Gaussian = 3.0	
For Further Explanation, See Basille et al. 2002	
Millimeter data calculated by $mm = 2^{-(\phi)}$	

Reciprocal Absolute Relative Dispersion (RARD) Scale	
< 0.5	Excellent homogeneity (e.g., beaches)
0.5 to 1.0	Good homogeneity
1.0 to 1.33	Fair homogeneity
> 1.33	Poor homogeneity (e.g., glacial)



SA-34-BB

