

Onshore Grab Sample

Sample: SA-33-BB
Sample Taken By: D. Phelps
Sample Collected On: 12/16/09
Splits? N/A

County: Sarasota
Latitude: 27° 01' 36.1"
Longitude: 82° 25' 22.8"
Datum: WGS 84
Surf. Elev: N/A
Datum: N/A

Fine Data Summary

Total Sample Weight 78.978 grams
Total Fines in Sample 0.133 grams
Total Percent Fines 0.17 %

Dry Sieving Summary

Total Sample Weight 78.342 grams
Total Digested Weight 56.772 grams
Total Carbonate Weight 21.570 grams
Total Silica % 72.47 %
Total Carbonate % 27.53 %
Carbonate/Silica Ratio 0.380

General Comments:

None

Description

Worked By: M. Ladle

Pre-Digestion Grain Size Distribution

Onshore Grab Sample

Sample: SA-33-BB

Total Sample Mass: 78.342 grams

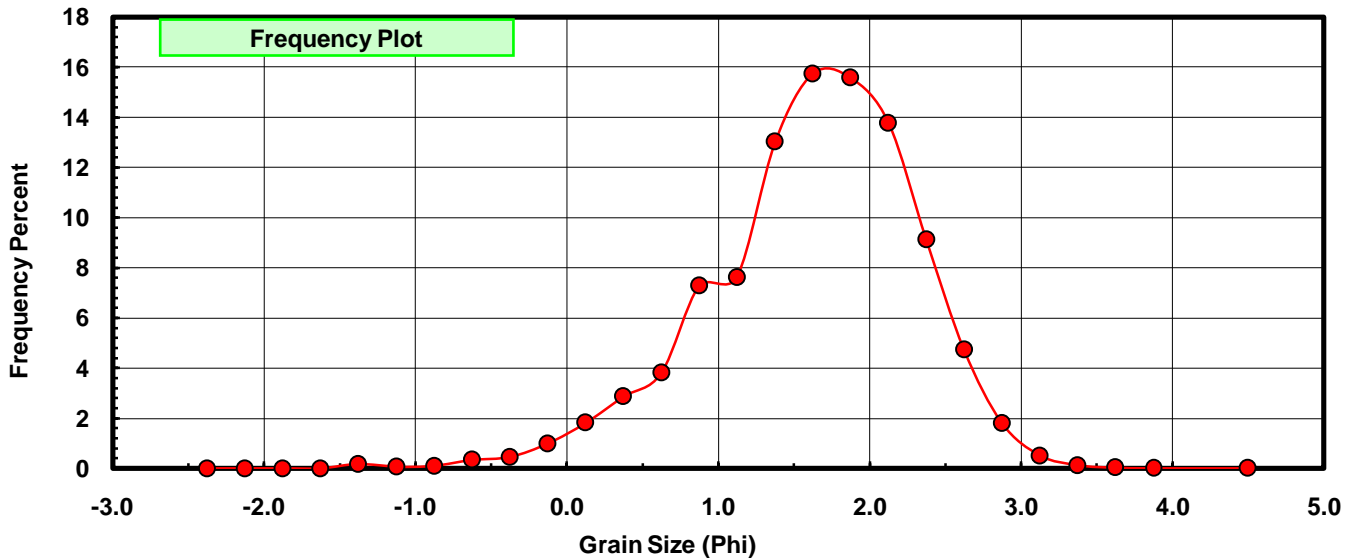
Sieve Size (phi)	Sieve Midpt (phi)	Weight (grams)	Freq Weight %	Cumulative Weight %
-2.25	-2.375	0.000	0.000	0.000
-2.00	-2.125	0.000	0.000	0.000
-1.75	-1.875	0.000	0.000	0.000
-1.50	-1.625	0.000	0.000	0.000
-1.25	-1.375	0.133	0.170	0.170
-1.00	-1.125	0.053	0.068	0.237
-0.75	-0.875	0.080	0.102	0.340
-0.50	-0.625	0.265	0.338	0.678
-0.25	-0.375	0.355	0.453	1.131
0.00	-0.125	0.771	0.984	2.115
0.25	0.125	1.421	1.814	3.929
0.50	0.375	2.243	2.863	6.792
0.75	0.625	2.988	3.814	10.606
1.00	0.875	5.702	7.278	17.884
1.25	1.125	5.979	7.632	25.516
1.50	1.375	10.209	13.031	38.548
1.75	1.625	12.334	15.744	54.291
2.00	1.875	12.201	15.574	69.865
2.25	2.125	10.798	13.783	83.649
2.50	2.375	7.145	9.120	92.769
2.75	2.625	3.709	4.734	97.503
3.00	2.875	1.412	1.802	99.306
3.25	3.125	0.397	0.507	99.812
3.50	3.375	0.099	0.126	99.939
3.75	3.625	0.029	0.037	99.976
4.00	3.875	0.010	0.013	99.989
5.00	4.50	0.009	0.011	100.000

Statistical Results			
Mean:	1.6124	phi	(0.327 mm)
Standard Dev:	0.6923	phi-units	(0.6189 mm)
Skewness:	-0.6453	dimensionless	
Kurtosis:	3.8297	dimensionless	
5th Moment:	-7.1252	dimensionless	
6th Moment:	31.3318	dimensionless	
RARD *	0.4294	dimensionless	
Median	1.5569	phi	(0.3399 mm)

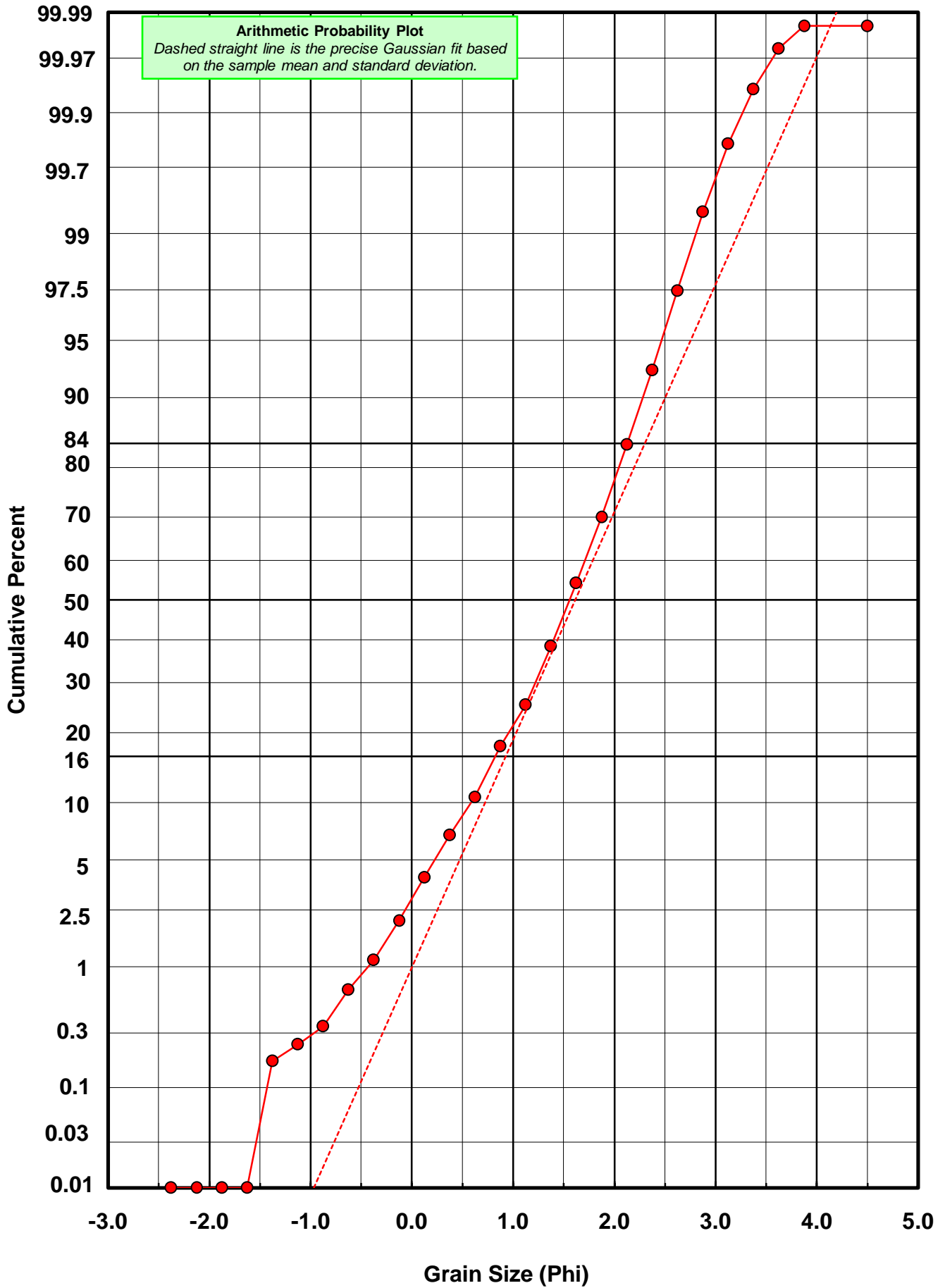
* RARD = reciprocal absolute relative dispersion (see below)

Statistical Explanation	
Calculations based on the Method of Moments	
Skewness: 3rd Stand. Moment; Exact Gaussian = 0.0	
Kurtosis: 4th Stand. Moment; Exact Gaussian = 3.0	
For Further Explanation, See Basille et al. 2002	
Millimeter data calculated by $mm = 2^{-(\phi)}$	

Reciprocal Absolute Relative Dispersion (RARD) Scale	
< 0.5	Excellent homogeneity (e.g., beaches)
0.5 to 1.0	Good homogeneity
1.0 to 1.33	Fair homogeneity
> 1.33	Poor homogeneity (e.g., glacial)



SA-33-BB



Carbonate Grain Size Distribution

Onshore Grab Sample

Sample: SA-33-BB

Total Carbonate Mass: 21.668 grams

% Carbonate: 27.5 %

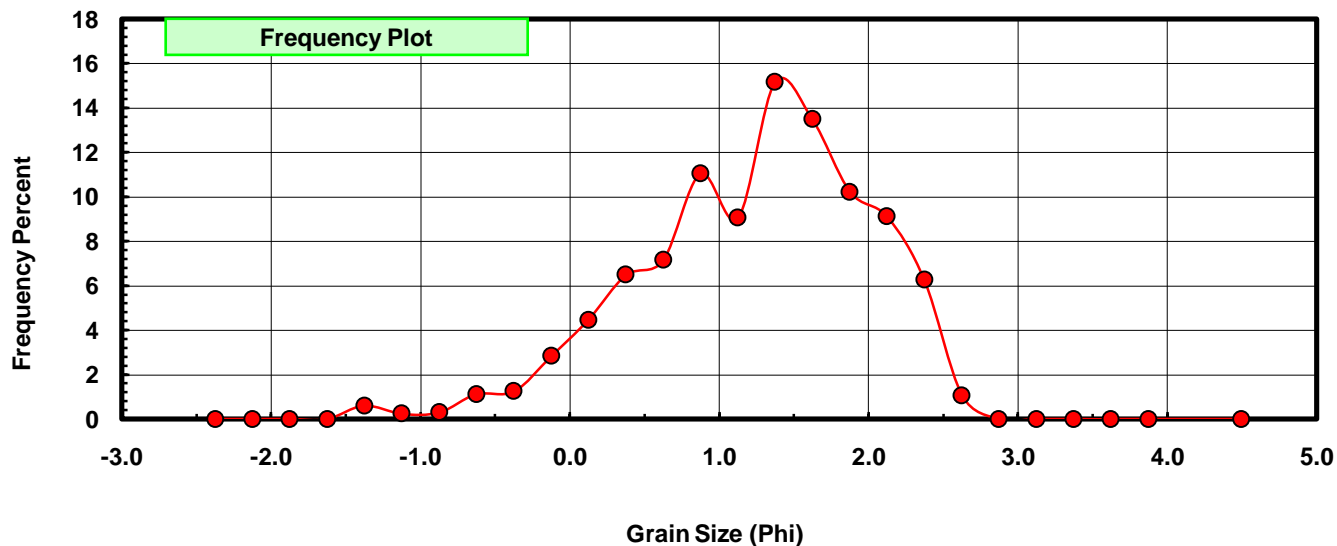
Sieve Size (phi)	Sieve Midpt (phi)	Weight (grams)	Freq Weight %	Cumulative Weight %
-2.25	-2.375	0.000	0.000	0.000
-2.00	-2.125	0.000	0.000	0.000
-1.75	-1.875	0.000	0.000	0.000
-1.50	-1.625	0.000	0.000	0.000
-1.25	-1.375	0.133	0.614	0.614
-1.00	-1.125	0.053	0.245	0.858
-0.75	-0.875	0.067	0.309	1.168
-0.50	-0.625	0.244	1.126	2.294
-0.25	-0.375	0.273	1.260	3.554
0.00	-0.125	0.615	2.838	6.392
0.25	0.125	0.968	4.467	10.859
0.50	0.375	1.407	6.493	17.353
0.75	0.625	1.553	7.167	24.520
1.00	0.875	2.394	11.049	35.569
1.25	1.125	1.962	9.055	44.623
1.50	1.375	3.288	15.174	59.798
1.75	1.625	2.924	13.495	73.292
2.00	1.875	2.217	10.232	83.524
2.25	2.125	1.975	9.115	92.639
2.50	2.375	1.359	6.272	98.911
2.75	2.625	0.233	1.075	99.986
3.00	2.875	0.000	0.000	99.986
3.25	3.125	0.000	0.000	99.986
3.50	3.375	0.000	0.000	99.986
3.75	3.625	0.000	0.000	99.986
4.00	3.875	0.001	0.005	99.991
5.00	4.500	0.002	0.009	100.000

Statistical Results			
Mean:	1.2353	phi	(0.4248 mm)
Standard Dev:	0.7796	phi-units	(0.5825 mm)
Skewness:	-0.5884	dimensionless	
Kurtosis:	3.0951	dimensionless	
5th Moment:	-5.1172	dimensionless	
6th Moment:	18.7452	dimensionless	
RARD *	0.6311	dimensionless	
Median	1.2136	phi	(0.4312 mm)

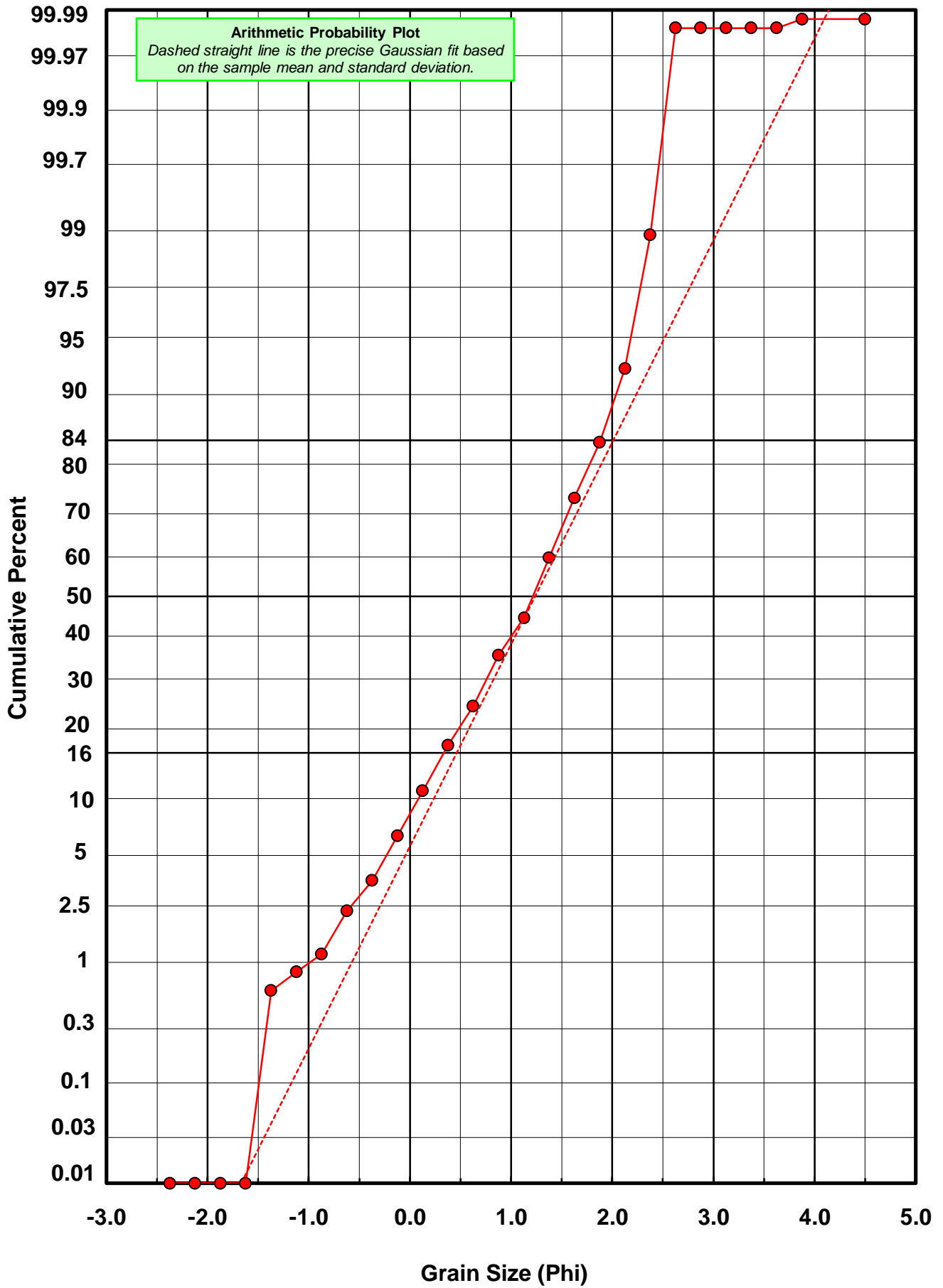
* RARD = reciprocal absolute relative dispersion (see below)

Statistical Explanation	
Calculations based on the Method of Moments	
Skewness: 3rd Stand. Moment; Exact Gaussian = 0.0	
Kurtosis: 4th Stand. Moment; Exact Gaussian = 3.0	
For Further Explanation, See Basille et al. 2002	
Millimeter data calculated by $mm = 2^{-(\phi)}$	

Reciprocal Absolute Relative Dispersion (RARD) Scale	
< 0.5	Excellent homogeneity (e.g., beaches)
0.5 to 1.0	Good homogeneity
1.0 to 1.33	Fair homogeneity
> 1.33	Poor homogeneity (e.g., glacial)



SA-33-BB



Post-Digestion Grain Size Distribution

Onshore Grab Sample

Sample: SA-33-BB

Total Digested Mass: 56.772 grams

% Silica: 72.5 %

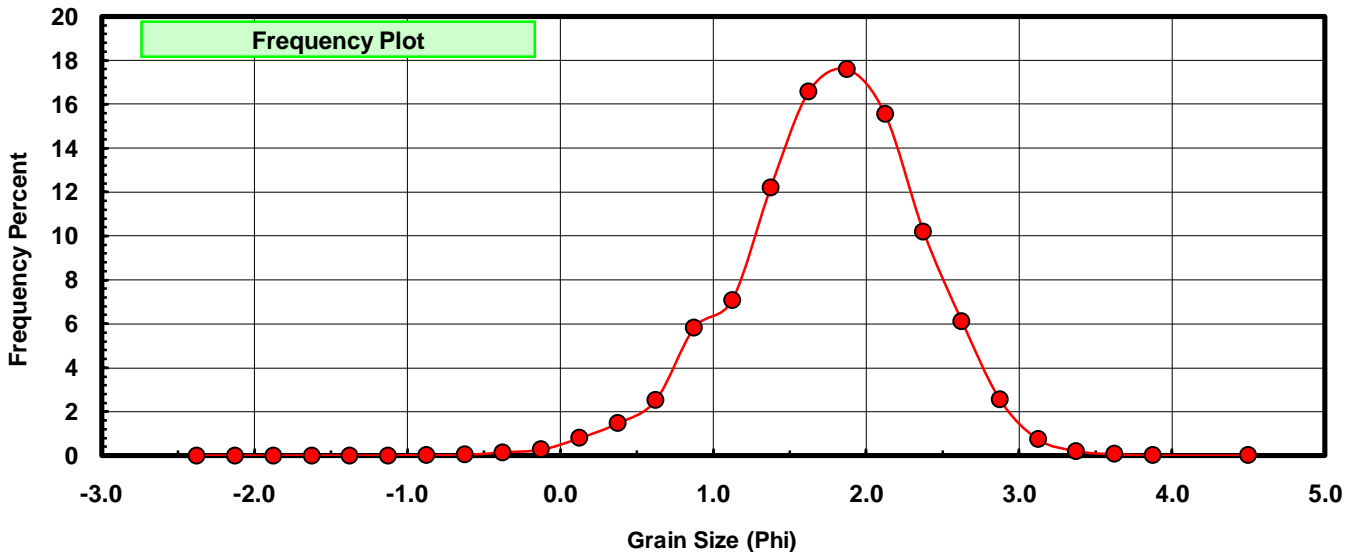
Sieve Size (phi)	Sieve Midpt (phi)	Weight (grams)	Freq Weight %	Cumulative Weight %
-2.25	-2.375	0.000	0.000	0.000
-2.00	-2.125	0.000	0.000	0.000
-1.75	-1.875	0.000	0.000	0.000
-1.50	-1.625	0.000	0.000	0.000
-1.25	-1.375	0.000	0.000	0.000
-1.00	-1.125	0.000	0.000	0.000
-0.75	-0.875	0.013	0.023	0.023
-0.50	-0.625	0.021	0.037	0.060
-0.25	-0.375	0.082	0.144	0.204
0.00	-0.125	0.156	0.275	0.479
0.25	0.125	0.453	0.798	1.277
0.50	0.375	0.836	1.473	2.750
0.75	0.625	1.435	2.528	5.277
1.00	0.875	3.308	5.827	11.104
1.25	1.125	4.017	7.076	18.180
1.50	1.375	6.921	12.191	30.371
1.75	1.625	9.410	16.575	46.946
2.00	1.875	9.984	17.586	64.532
2.25	2.125	8.823	15.541	80.073
2.50	2.375	5.786	10.192	90.265
2.75	2.625	3.476	6.123	96.387
3.00	2.875	1.457	2.566	98.954
3.25	3.125	0.422	0.743	99.697
3.50	3.375	0.114	0.201	99.898
3.75	3.625	0.042	0.074	99.972
4.00	3.875	0.009	0.016	99.988
5.00	4.500	0.007	0.012	100.000

Statistical Results			
Mean:	1.7590	phi	(0.2955 mm)
Standard Dev:	0.6054	phi-units	(0.6573 mm)
Skewness:	-0.3415	dimensionless	
Kurtosis:	3.3376	dimensionless	
5th Moment:	-3.2185	dimensionless	
6th Moment:	20.8592	dimensionless	
RARD *	0.3442	dimensionless	
Median	1.6684	phi	(0.3146 mm)

* RARD = reciprocal absolute relative dispersion (see below)

Statistical Explanation	
Calculations based on the Method of Moments	
Skewness: 3rd Stand. Moment; Exact Gaussian = 0.0	
Kurtosis: 4th Stand. Moment; Exact Gaussian = 3.0	
For Further Explanation, See Basille et al. 2002	
Millimeter data calculated by $mm = 2^{-(\phi)}$	

Reciprocal Absolute Relative Dispersion (RARD) Scale	
< 0.5	Excellent homogeneity (e.g., beaches)
0.5 to 1.0	Good homogeneity
1.0 to 1.33	Fair homogeneity
> 1.33	Poor homogeneity (e.g., glacial)



SA-33-BB

