

Onshore Grab Sample

Sample: SA-18-BB
Sample Taken By: D. Phelps
Sample Collected On: 12/15/09
Splits? N/A

County: Sarasota
Latitude: 27° 12' 10.9"
Longitude: 82° 30' 32.3"
Datum: WGS 84
Surf. Elev: N/A
Datum: N/A

Fine Data Summary

Total Sample Weight 58.487 grams
Total Fines in Sample 0.124 grams
Total Percent Fines 0.21 %

Dry Sieving Summary

Total Sample Weight 58.551 grams
Total Digested Weight 13.942 grams
Total Carbonate Weight 44.609 grams
Total Silica % 23.81 %
Total Carbonate % 76.19 %
Carbonate/Silica Ratio 3.200

General Comments:

None

Description

Worked By: M. Ladle

Pre-Digestion Grain Size Distribution

Onshore Grab Sample

Sample: SA-18-BB

Total Sample Mass: 58.551 grams

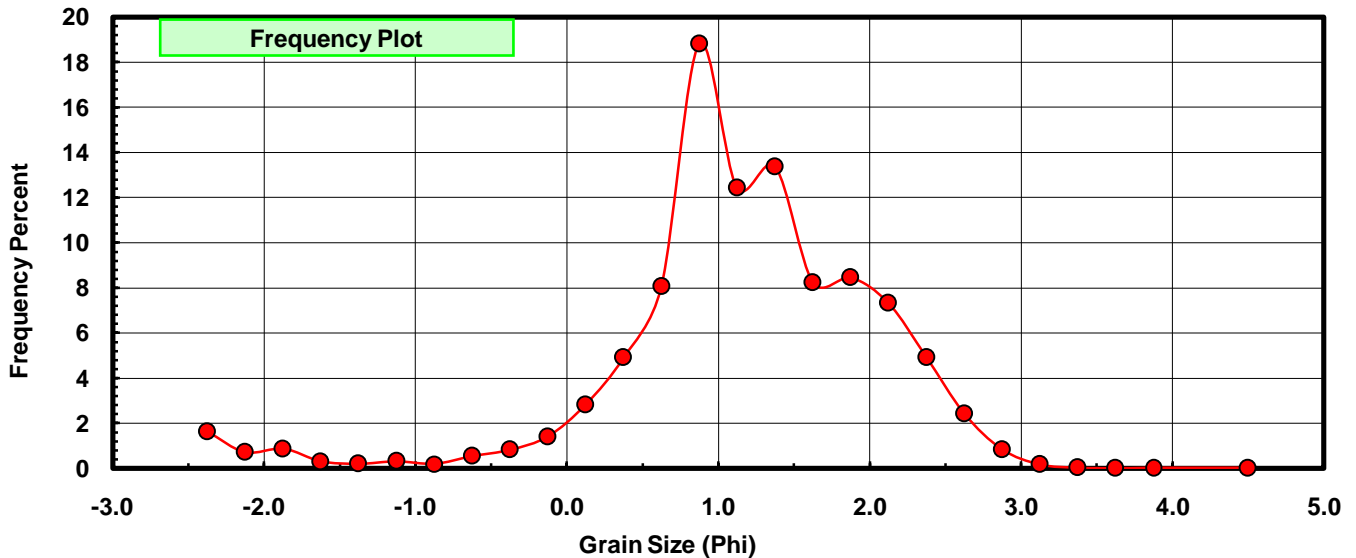
Sieve Size (phi)	Sieve Midpt (phi)	Weight (grams)	Freq Weight %	Cumulative Weight %
-2.25	-2.375	0.962	1.643	1.643
-2.00	-2.125	0.424	0.724	2.367
-1.75	-1.875	0.515	0.880	3.247
-1.50	-1.625	0.180	0.307	3.554
-1.25	-1.375	0.118	0.202	3.756
-1.00	-1.125	0.185	0.316	4.072
-0.75	-0.875	0.117	0.200	4.271
-0.50	-0.625	0.318	0.543	4.815
-0.25	-0.375	0.485	0.828	5.643
0.00	-0.125	0.830	1.418	7.061
0.25	0.125	1.659	2.833	9.894
0.50	0.375	2.875	4.910	14.804
0.75	0.625	4.724	8.068	22.872
1.00	0.875	11.016	18.814	41.687
1.25	1.125	7.283	12.439	54.125
1.50	1.375	7.829	13.371	67.497
1.75	1.625	4.825	8.241	75.737
2.00	1.875	4.951	8.456	84.193
2.25	2.125	4.290	7.327	91.520
2.50	2.375	2.884	4.926	96.446
2.75	2.625	1.424	2.432	98.878
3.00	2.875	0.494	0.844	99.722
3.25	3.125	0.106	0.181	99.903
3.50	3.375	0.022	0.038	99.940
3.75	3.625	0.009	0.015	99.956
4.00	3.875	0.011	0.019	99.974
5.00	4.50	0.015	0.026	100.000

Statistical Results			
Mean:	1.1312	phi	(0.4566 mm)
Standard Dev:	0.9482	phi-units	(0.5183 mm)
Skewness:	-1.3380	dimensionless	
Kurtosis:	6.3862	dimensionless	
5th Moment:	-18.4565	dimensionless	
6th Moment:	69.7294	dimensionless	
RARD *	0.8383	dimensionless	
Median	1.0421	phi	(0.4856 mm)

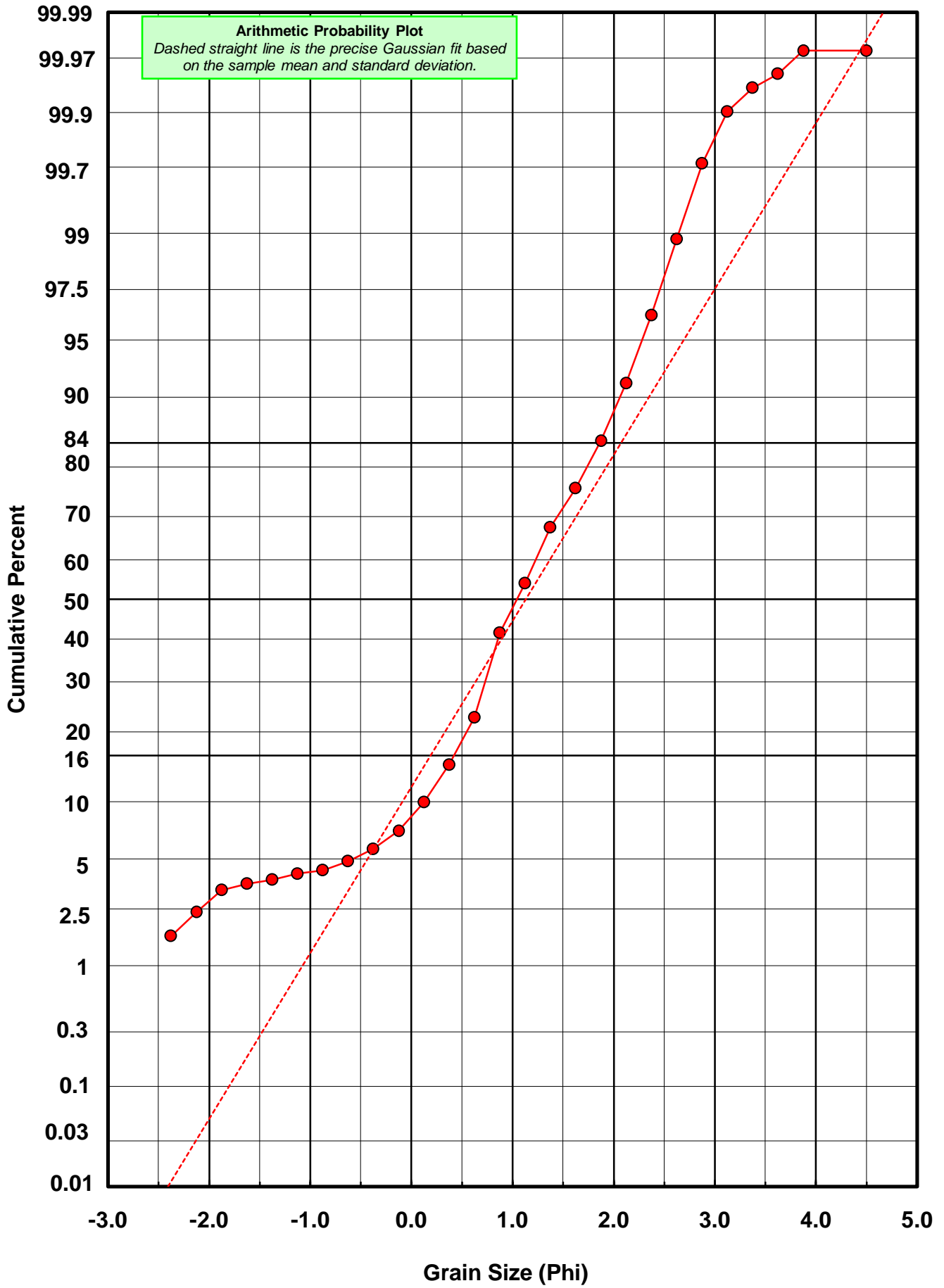
* RARD = reciprocal absolute relative dispersion (see below)

Statistical Explanation	
Calculations based on the Method of Moments	
Skewness: 3rd Stand. Moment; Exact Gaussian = 0.0	
Kurtosis: 4th Stand. Moment; Exact Gaussian = 3.0	
For Further Explanation, See Basille et al. 2002	
Millimeter data calculated by $mm = 2^{-(\phi)}$	

Reciprocal Absolute Relative Dispersion (RARD) Scale	
< 0.5	Excellent homogeneity (e.g., beaches)
0.5 to 1.0	Good homogeneity
1.0 to 1.33	Fair homogeneity
> 1.33	Poor homogeneity (e.g., glacial)



SA-18-BB



Carbonate Grain Size Distribution

Onshore Grab Sample

Sample: SA-18-BB

Total Carbonate Mass: 44.724 grams

% Carbonate: 76.2 %

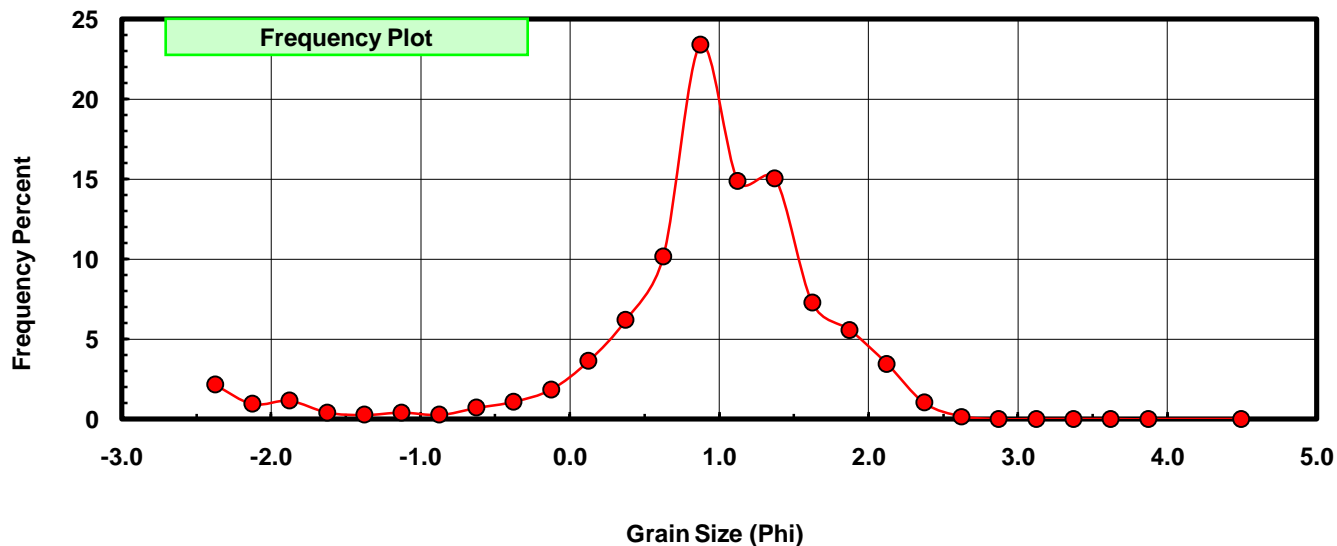
Sieve Size (phi)	Sieve Midpt (phi)	Weight (grams)	Freq Weight %	Cumulative Weight %
-2.25	-2.375	0.962	2.151	2.151
-2.00	-2.125	0.424	0.948	3.099
-1.75	-1.875	0.515	1.152	4.251
-1.50	-1.625	0.180	0.402	4.653
-1.25	-1.375	0.118	0.264	4.917
-1.00	-1.125	0.185	0.414	5.330
-0.75	-0.875	0.117	0.262	5.592
-0.50	-0.625	0.318	0.711	6.303
-0.25	-0.375	0.485	1.084	7.388
0.00	-0.125	0.823	1.840	9.228
0.25	0.125	1.625	3.633	12.861
0.50	0.375	2.776	6.207	19.068
0.75	0.625	4.537	10.144	29.213
1.00	0.875	10.463	23.395	52.607
1.25	1.125	6.646	14.860	67.467
1.50	1.375	6.727	15.041	82.508
1.75	1.625	3.246	7.258	89.766
2.00	1.875	2.491	5.570	95.336
2.25	2.125	1.541	3.446	98.781
2.50	2.375	0.460	1.029	99.810
2.75	2.625	0.080	0.179	99.989
3.00	2.875	0.000	0.000	99.989
3.25	3.125	0.000	0.000	99.989
3.50	3.375	0.000	0.000	99.989
3.75	3.625	0.000	0.000	99.989
4.00	3.875	0.000	0.000	99.989
5.00	4.500	0.005	0.011	100.000

Statistical Results			
Mean:	0.8744	phi	(0.5455 mm)
Standard Dev:	0.8953	phi-units	(0.5376 mm)
Skewness:	-1.7622	dimensionless	
Kurtosis:	7.1580	dimensionless	
5th Moment:	-22.0071	dimensionless	
6th Moment:	78.7101	dimensionless	
RARD *	1.0239	dimensionless	
Median	0.8471	phi	(0.5559 mm)

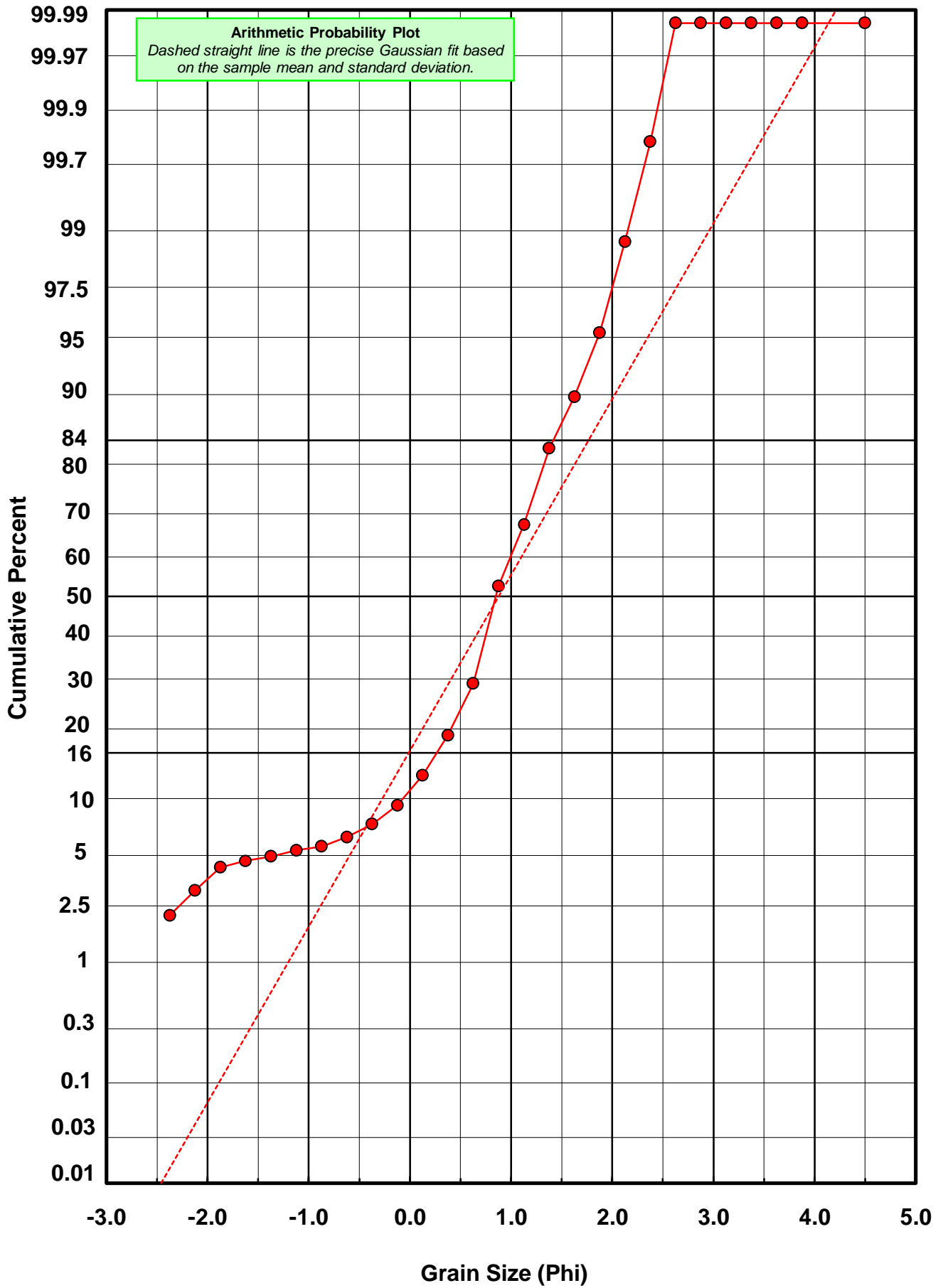
* RARD = reciprocal absolute relative dispersion (see below)

Statistical Explanation	
Calculations based on the Method of Moments	
Skewness: 3rd Stand. Moment; Exact Gaussian = 0.0	
Kurtosis: 4th Stand. Moment; Exact Gaussian = 3.0	
For Further Explanation, See Basille et al. 2002	
Millimeter data calculated by $mm = 2^{-(\phi)}$	

Reciprocal Absolute Relative Dispersion (RARD) Scale	
< 0.5	Excellent homogeneity (e.g., beaches)
0.5 to 1.0	Good homogeneity
1.0 to 1.33	Fair homogeneity
> 1.33	Poor homogeneity (e.g., glacial)



SA-18-BB



Post-Digestion Grain Size Distribution

Onshore Grab Sample

Sample: SA-18-BB

Total Digested Mass: 13.942 grams

% Silica: 23.8 %

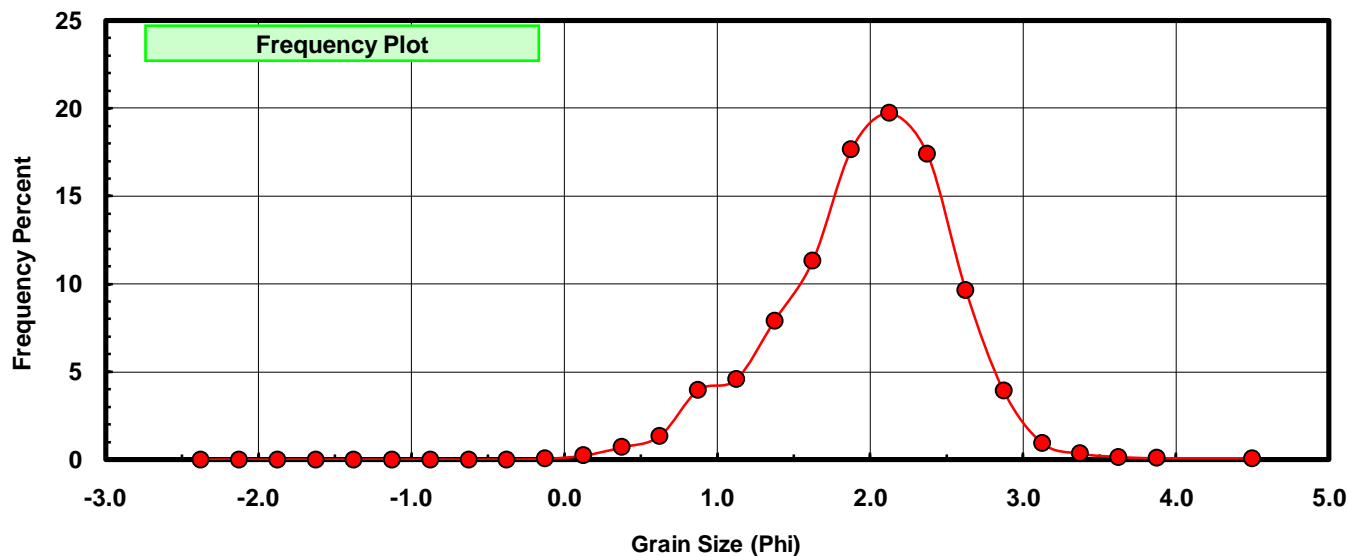
Sieve Size (phi)	Sieve Midpt (phi)	Weight (grams)	Freq Weight %	Cumulative Weight %
-2.25	-2.375	0.000	0.000	0.000
-2.00	-2.125	0.000	0.000	0.000
-1.75	-1.875	0.000	0.000	0.000
-1.50	-1.625	0.000	0.000	0.000
-1.25	-1.375	0.000	0.000	0.000
-1.00	-1.125	0.000	0.000	0.000
-0.75	-0.875	0.000	0.000	0.000
-0.50	-0.625	0.000	0.000	0.000
-0.25	-0.375	0.000	0.000	0.000
0.00	-0.125	0.007	0.050	0.050
0.25	0.125	0.034	0.244	0.294
0.50	0.375	0.099	0.710	1.004
0.75	0.625	0.187	1.341	2.345
1.00	0.875	0.553	3.966	6.312
1.25	1.125	0.637	4.569	10.881
1.50	1.375	1.102	7.904	18.785
1.75	1.625	1.579	11.325	30.110
2.00	1.875	2.460	17.645	47.755
2.25	2.125	2.749	19.717	67.472
2.50	2.375	2.424	17.386	84.859
2.75	2.625	1.344	9.640	94.499
3.00	2.875	0.545	3.909	98.408
3.25	3.125	0.131	0.940	99.347
3.50	3.375	0.048	0.344	99.692
3.75	3.625	0.021	0.151	99.842
4.00	3.875	0.012	0.086	99.928
5.00	4.500	0.010	0.072	100.000

Statistical Results			
Mean:	1.9713	phi	(0.255 mm)
Standard Dev:	0.5815	phi-units	(0.6683 mm)
Skewness:	-0.3668	dimensionless	
Kurtosis:	3.3063	dimensionless	
5th Moment:	-1.7102	dimensionless	
6th Moment:	21.2725	dimensionless	
RARD *	0.2950	dimensionless	
Median	1.9035	phi	(0.2673 mm)

* RARD = reciprocal absolute relative dispersion (see below)

Statistical Explanation	
Calculations based on the Method of Moments	
Skewness: 3rd Stand. Moment; Exact Gaussian = 0.0	
Kurtosis: 4th Stand. Moment; Exact Gaussian = 3.0	
For Further Explanation, See Basille et al. 2002	
Millimeter data calculated by $mm = 2^{-(\phi)}$	

Reciprocal Absolute Relative Dispersion (RARD) Scale	
< 0.5	Excellent homogeneity (e.g., beaches)
0.5 to 1.0	Good homogeneity
1.0 to 1.33	Fair homogeneity
> 1.33	Poor homogeneity (e.g., glacial)



SA-18-BB

