

**Onshore Grab Sample**

**Sample:** SA-12-BB  
**Sample Taken By:** D. Phelps  
**Sample Collected On:** 1/28/10  
**Splits?** N/A

**County:** Sarasota  
**Latitude:** 27° 16' 5.6"  
**Longitude:** 82° 33' 41"  
**Datum:** WGS 84  
**Surf. Elev:** N/A  
**Datum:** N/A

**Fine Data Summary**

Total Sample Weight 87.461 grams  
Total Fines in Sample 0.131 grams  
Total Percent Fines 0.15 %

**Dry Sieving Summary**

Total Sample Weight 86.843 grams  
Total Digested Weight 84.106 grams  
Total Carbonate Weight 2.737 grams  
Total Silica % 96.85 %  
Total Carbonate % 3.15 %  
Carbonate/Silica Ratio 0.033

**General Comments:**

None

**Description**

Worked By: M. Ladle

# Pre-Digestion Grain Size Distribution

Onshore Grab Sample

Sample: SA-12-BB

Total Sample Mass: 86.843 grams

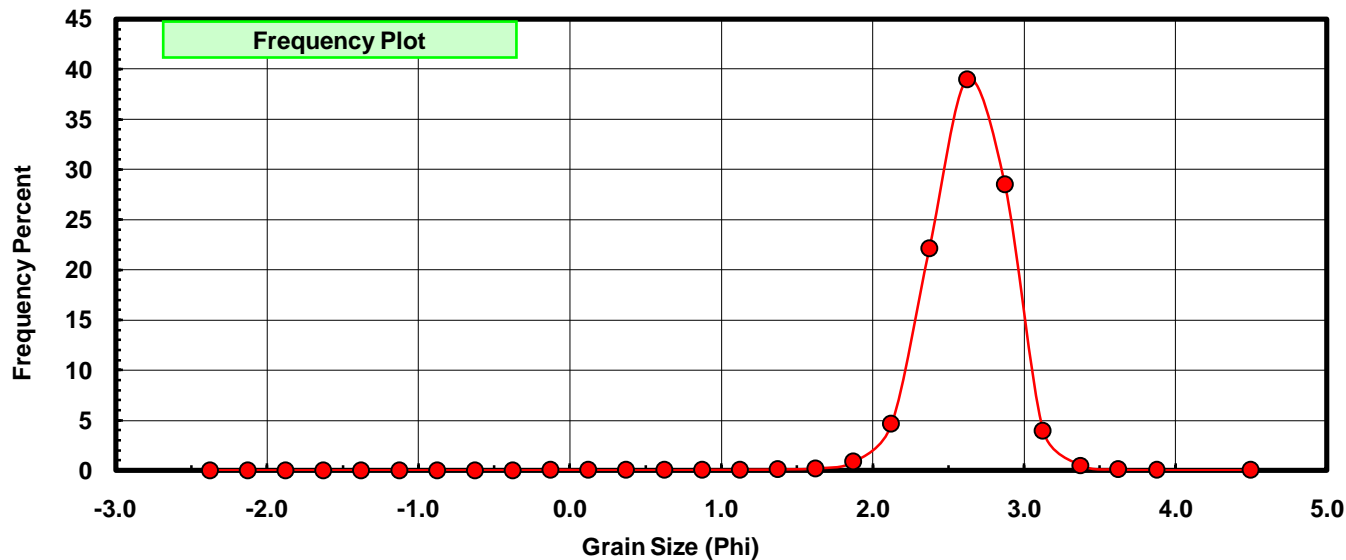
Sieve Size (phi)	Sieve Midpt (phi)	Weight (grams)	Freq Weight %	Cumulative Weight %
-2.25	-2.375	0.000	0.000	0.000
-2.00	-2.125	0.000	0.000	0.000
-1.75	-1.875	0.000	0.000	0.000
-1.50	-1.625	0.000	0.000	0.000
-1.25	-1.375	0.000	0.000	0.000
-1.00	-1.125	0.000	0.000	0.000
-0.75	-0.875	0.000	0.000	0.000
-0.50	-0.625	0.000	0.000	0.000
-0.25	-0.375	0.000	0.000	0.000
0.00	-0.125	0.030	0.035	0.035
0.25	0.125	0.010	0.012	0.046
0.50	0.375	0.011	0.013	0.059
0.75	0.625	0.014	0.016	0.075
1.00	0.875	0.030	0.035	0.109
1.25	1.125	0.032	0.037	0.146
1.50	1.375	0.061	0.070	0.216
1.75	1.625	0.150	0.173	0.389
2.00	1.875	0.739	0.851	1.240
2.25	2.125	4.011	4.619	5.859
2.50	2.375	19.194	22.102	27.961
2.75	2.625	33.846	38.974	66.935
3.00	2.875	24.754	28.504	95.439
3.25	3.125	3.425	3.944	99.383
3.50	3.375	0.446	0.514	99.896
3.75	3.625	0.066	0.076	99.972
4.00	3.875	0.014	0.016	99.988
5.00	4.50	0.010	0.012	100.000

Statistical Results			
Mean:	2.6307	phi	(0.1615 mm)
Standard Dev:	0.2688	phi-units	(0.83 mm)
Skewness:	-0.9666	dimensionless	
Kurtosis:	10.3193	dimensionless	
5th Moment:	-64.0883	dimensionless	
6th Moment:	633.0273	dimensionless	
RARD *	0.1022	dimensionless	
Median	2.5164	phi	(0.1748 mm)

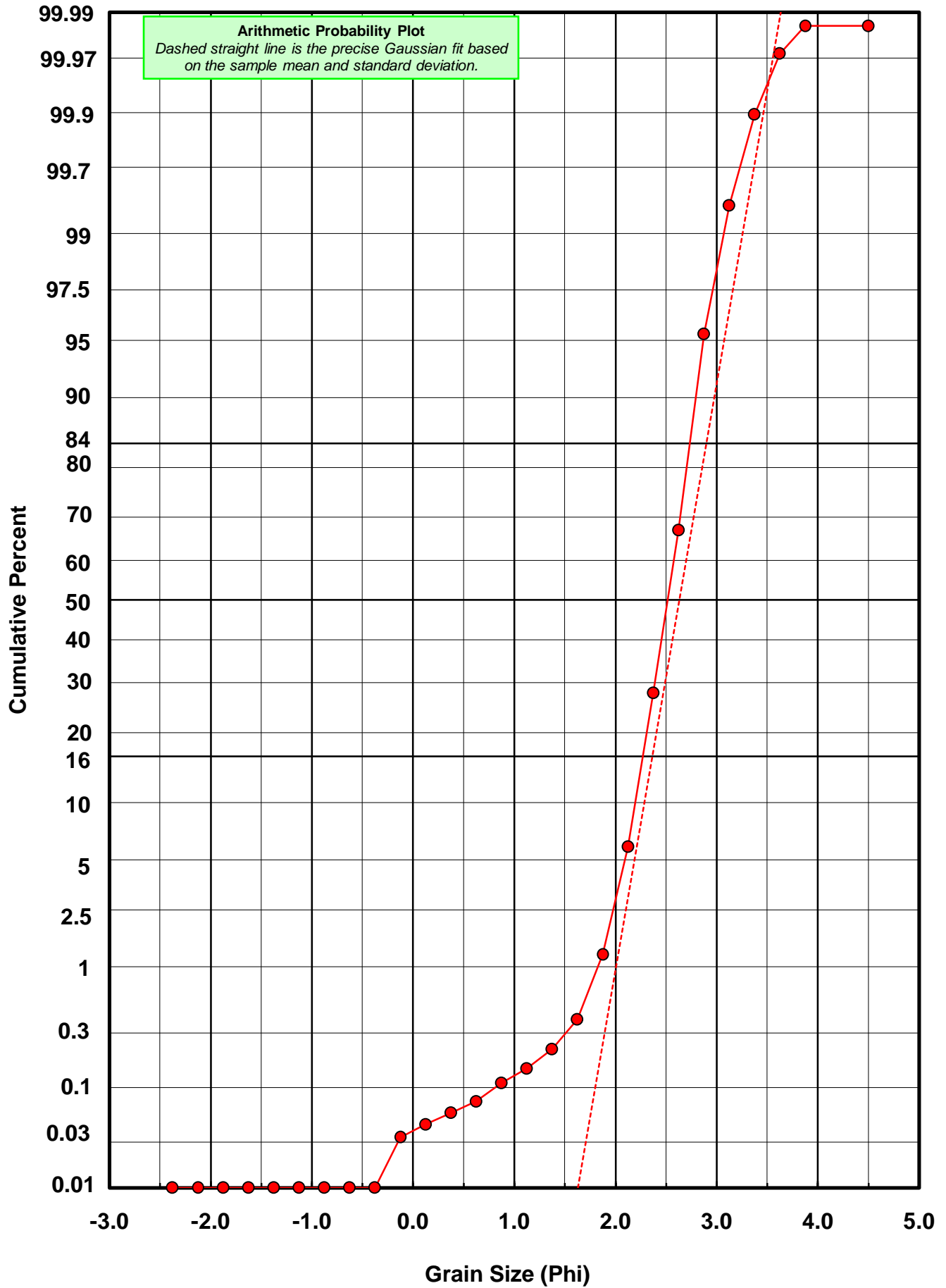
\* RARD = reciprocal absolute relative dispersion (see below)

Statistical Explanation	
Calculations based on the Method of Moments	
Skewness: 3rd Stand. Moment; Exact Gaussian = 0.0	
Kurtosis: 4th Stand. Moment; Exact Gaussian = 3.0	
For Further Explanation, See Basille et al. 2002	
Millimeter data calculated by $mm = 2^{-(\phi)}$	

Reciprocal Absolute Relative Dispersion (RARD) Scale	
< 0.5	Excellent homogeneity (e.g., beaches)
0.5 to 1.0	Good homogeneity
1.0 to 1.33	Fair homogeneity
> 1.33	Poor homogeneity (e.g., glacial)



# SA-12-BB



# Carbonate Grain Size Distribution

Onshore Grab Sample

Sample: SA-12-BB

Total Carbonate Mass: 21.898 grams

% Carbonate: 3.2 %

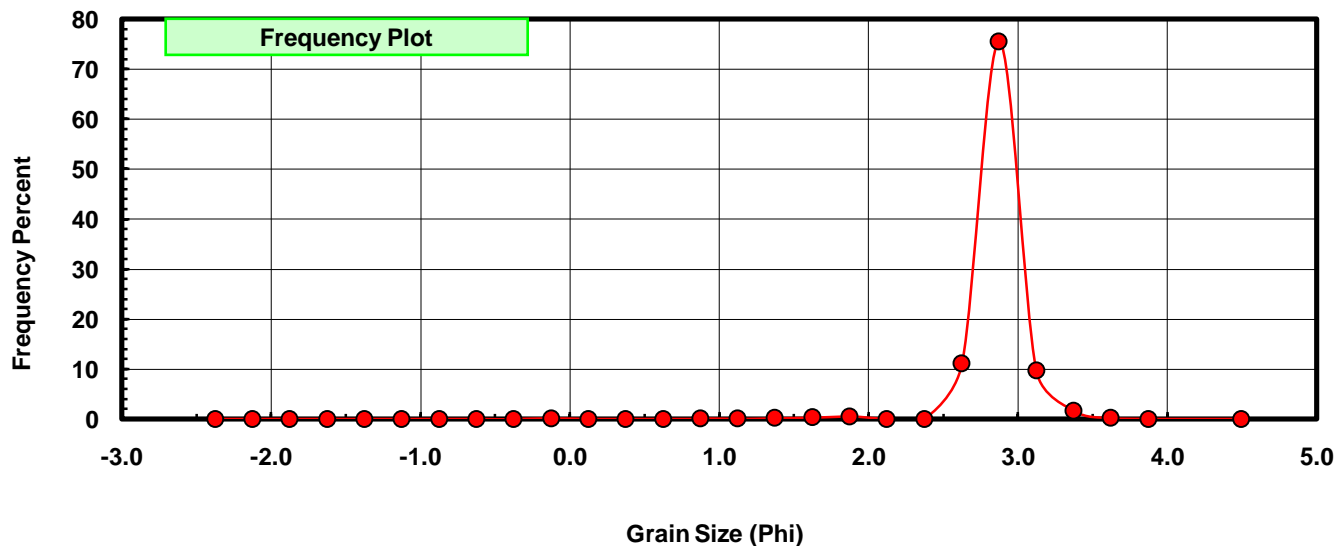
Sieve Size (phi)	Sieve Midpt (phi)	Weight (grams)	Freq Weight %	Cumulative Weight %
-2.25	-2.375	0.000	0.000	0.000
-2.00	-2.125	0.000	0.000	0.000
-1.75	-1.875	0.000	0.000	0.000
-1.50	-1.625	0.000	0.000	0.000
-1.25	-1.375	0.000	0.000	0.000
-1.00	-1.125	0.000	0.000	0.000
-0.75	-0.875	0.000	0.000	0.000
-0.50	-0.625	0.000	0.000	0.000
-0.25	-0.375	0.000	0.000	0.000
0.00	-0.125	0.030	0.137	0.137
0.25	0.125	0.010	0.046	0.183
0.50	0.375	0.011	0.050	0.233
0.75	0.625	0.007	0.032	0.265
1.00	0.875	0.025	0.114	0.379
1.25	1.125	0.025	0.114	0.493
1.50	1.375	0.044	0.201	0.694
1.75	1.625	0.082	0.374	1.069
2.00	1.875	0.117	0.534	1.603
2.25	2.125	0.000	0.000	1.603
2.50	2.375	0.000	0.000	1.603
2.75	2.625	2.439	11.138	12.741
3.00	2.875	16.542	75.541	88.282
3.25	3.125	2.128	9.718	98.000
3.50	3.375	0.368	1.681	99.680
3.75	3.625	0.053	0.242	99.922
4.00	3.875	0.009	0.041	99.963
5.00	4.500	0.008	0.037	100.000

Statistical Results			
Mean:	2.8580	phi	(0.1379 mm)
Standard Dev:	0.2590	phi-units	(0.8357 mm)
Skewness:	-5.0993	dimensionless	
Kurtosis:	50.8484	dimensionless	
5th Moment:	-481.3569	dimensionless	
6th Moment:	5075.3398	dimensionless	
RARD *	0.0906	dimensionless	
Median	2.7483	phi	(0.1488 mm)

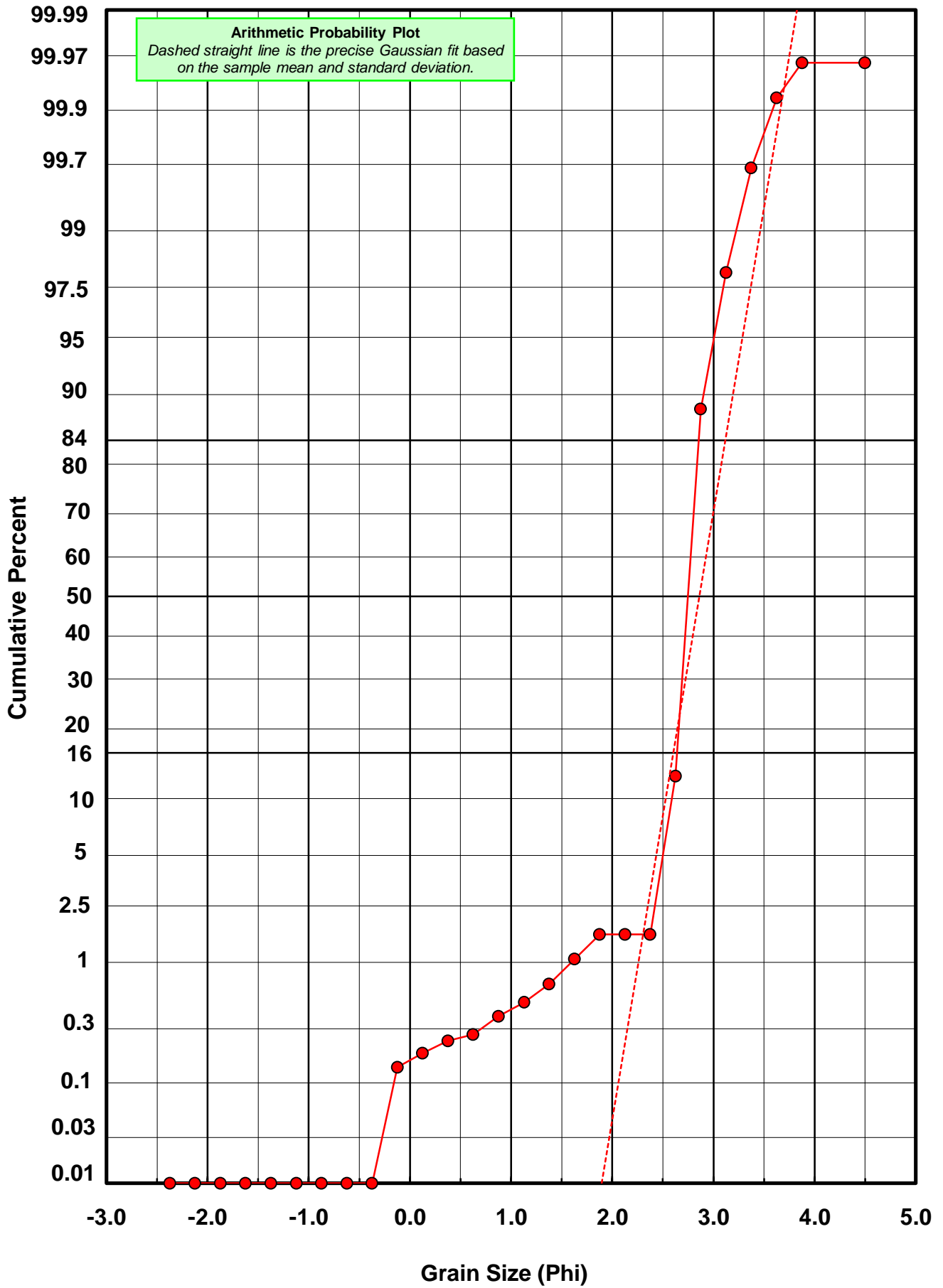
\* RARD = reciprocal absolute relative dispersion (see below)

Statistical Explanation	
Calculations based on the Method of Moments	
Skewness: 3rd Stand. Moment; Exact Gaussian = 0.0	
Kurtosis: 4th Stand. Moment; Exact Gaussian = 3.0	
For Further Explanation, See Basille et al. 2002	
Millimeter data calculated by $mm = 2^{-(\phi)}$	

Reciprocal Absolute Relative Dispersion (RARD) Scale	
< 0.5	Excellent homogeneity (e.g., beaches)
0.5 to 1.0	Good homogeneity
1.0 to 1.33	Fair homogeneity
> 1.33	Poor homogeneity (e.g., glacial)



# SA-12-BB



# Post-Digestion Grain Size Distribution

Onshore Grab Sample

Sample: SA-12-BB

Total Digested Mass: 84.106 grams

% Silica: 96.8 %

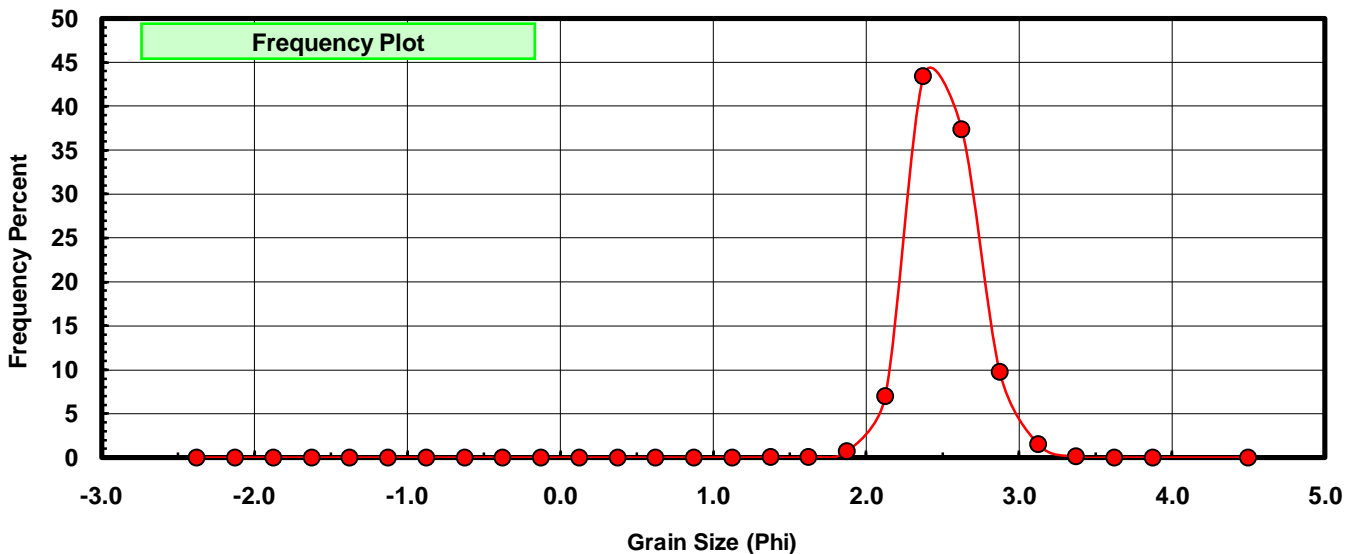
Sieve Size (phi)	Sieve Midpt (phi)	Weight (grams)	Freq Weight %	Cumulative Weight %
-2.25	-2.375	0.000	0.000	0.000
-2.00	-2.125	0.000	0.000	0.000
-1.75	-1.875	0.000	0.000	0.000
-1.50	-1.625	0.000	0.000	0.000
-1.25	-1.375	0.000	0.000	0.000
-1.00	-1.125	0.000	0.000	0.000
-0.75	-0.875	0.000	0.000	0.000
-0.50	-0.625	0.000	0.000	0.000
-0.25	-0.375	0.000	0.000	0.000
0.00	-0.125	0.000	0.000	0.000
0.25	0.125	0.000	0.000	0.000
0.50	0.375	0.000	0.000	0.000
0.75	0.625	0.007	0.008	0.008
1.00	0.875	0.005	0.006	0.014
1.25	1.125	0.007	0.008	0.023
1.50	1.375	0.017	0.020	0.043
1.75	1.625	0.068	0.081	0.124
2.00	1.875	0.622	0.740	0.863
2.25	2.125	5.860	6.967	7.831
2.50	2.375	36.506	43.405	51.235
2.75	2.625	31.407	37.342	88.578
3.00	2.875	8.212	9.764	98.341
3.25	3.125	1.297	1.542	99.883
3.50	3.375	0.078	0.093	99.976
3.75	3.625	0.013	0.015	99.992
4.00	3.875	0.005	0.006	99.998
5.00	4.500	0.002	0.002	100.000

Statistical Results			
Mean:	2.5077	phi	(0.1758 mm)
Standard Dev:	0.2195	phi-units	(0.8589 mm)
Skewness:	0.1481	dimensionless	
Kurtosis:	4.7310	dimensionless	
5th Moment:	-2.8480	dimensionless	
6th Moment:	95.8636	dimensionless	
RARD *	0.0875	dimensionless	
Median	2.3679	phi	(0.1937 mm)

\* RARD = reciprocal absolute relative dispersion (see below)

Statistical Explanation	
Calculations based on the Method of Moments	
Skewness: 3rd Stand. Moment; Exact Gaussian = 0.0	
Kurtosis: 4th Stand. Moment; Exact Gaussian = 3.0	
For Further Explanation, See Basille et al. 2002	
Millimeter data calculated by $mm = 2^{-(\phi)}$	

Reciprocal Absolute Relative Dispersion (RARD) Scale	
< 0.5	Excellent homogeneity (e.g., beaches)
0.5 to 1.0	Good homogeneity
1.0 to 1.33	Fair homogeneity
> 1.33	Poor homogeneity (e.g., glacial)



# SA-12-BB

