

**Onshore Grab Sample**

**Sample:** SA-09-BB  
**Sample Taken By:** D. Phelps  
**Sample Collected On:** 12/3/09  
**Splits?** N/A

**County:** Sarasota  
**Latitude:** 27° 18' 20.8"  
**Longitude:** 82° 34' 24.5"  
**Datum:** WGS 84  
**Surf. Elev:** N/A  
**Datum:** N/A

**Fine Data Summary**

Total Sample Weight 53.768 grams  
Total Fines in Sample 0.290 grams  
Total Percent Fines 0.54 %

**Dry Sieving Summary**

Total Sample Weight 53.509 grams  
Total Digested Weight 21.766 grams  
Total Carbonate Weight 31.743 grams  
Total Silica % 40.68 %  
Total Carbonate % 59.32 %  
Carbonate/Silica Ratio 1.458

**General Comments:**

None

**Description**

Worked By: M. Ladle

# Pre-Digestion Grain Size Distribution

Onshore Grab Sample

Sample: SA-09-BB

Total Sample Mass: 53.509 grams

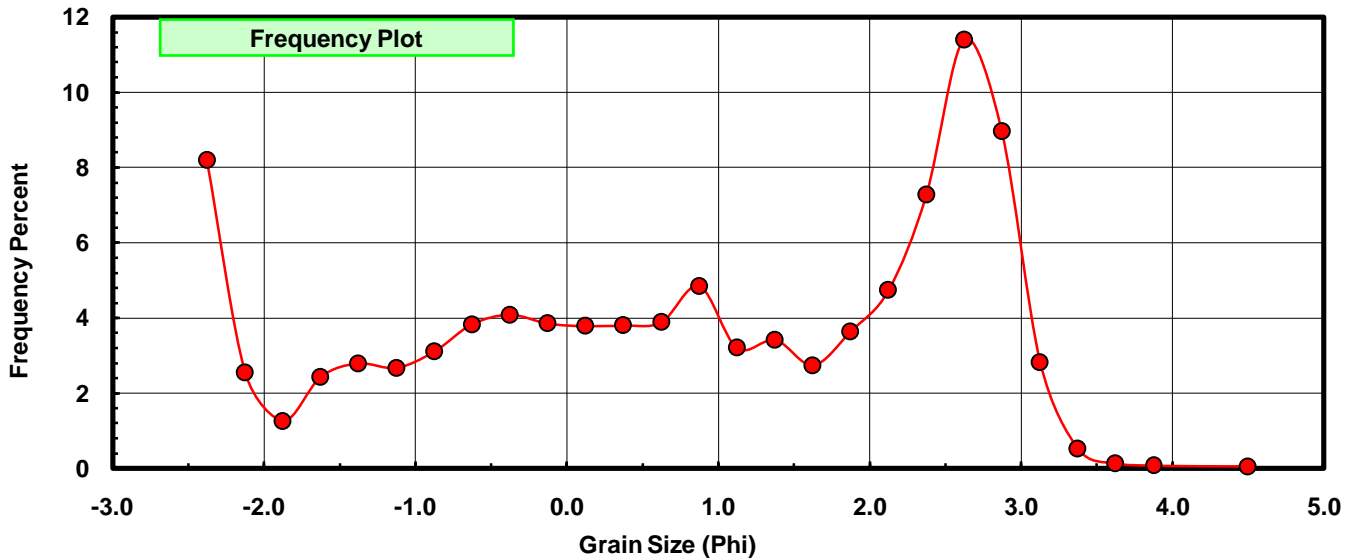
Sieve Size (phi)	Sieve Midpt (phi)	Weight (grams)	Freq Weight %	Cumulative Weight %
-2.25	-2.375	4.383	8.191	8.191
-2.00	-2.125	1.361	2.543	10.735
-1.75	-1.875	0.673	1.258	11.992
-1.50	-1.625	1.299	2.428	14.420
-1.25	-1.375	1.490	2.785	17.205
-1.00	-1.125	1.427	2.667	19.871
-0.75	-0.875	1.662	3.106	22.977
-0.50	-0.625	2.046	3.824	26.801
-0.25	-0.375	2.183	4.080	30.881
0.00	-0.125	2.063	3.855	34.736
0.25	0.125	2.026	3.786	38.522
0.50	0.375	2.032	3.797	42.320
0.75	0.625	2.077	3.882	46.202
1.00	0.875	2.594	4.848	51.049
1.25	1.125	1.717	3.209	54.258
1.50	1.375	1.829	3.418	57.676
1.75	1.625	1.464	2.736	60.412
2.00	1.875	1.945	3.635	64.047
2.25	2.125	2.533	4.734	68.781
2.50	2.375	3.890	7.270	76.051
2.75	2.625	6.101	11.402	87.453
3.00	2.875	4.791	8.954	96.406
3.25	3.125	1.510	2.822	99.228
3.50	3.375	0.280	0.523	99.751
3.75	3.625	0.069	0.129	99.880
4.00	3.875	0.037	0.069	99.950
5.00	4.50	0.027	0.050	100.000

Statistical Results			
Mean:	0.7757	phi	(0.5841 mm)
Standard Dev:	1.7776	phi-units	(0.2917 mm)
Skewness:	-0.3610	dimensionless	
Kurtosis:	1.8216	dimensionless	
5th Moment:	-1.5085	dimensionless	
6th Moment:	4.2686	dimensionless	
RARD *	2.2916	dimensionless	
Median	0.8209	phi	(0.5661 mm)

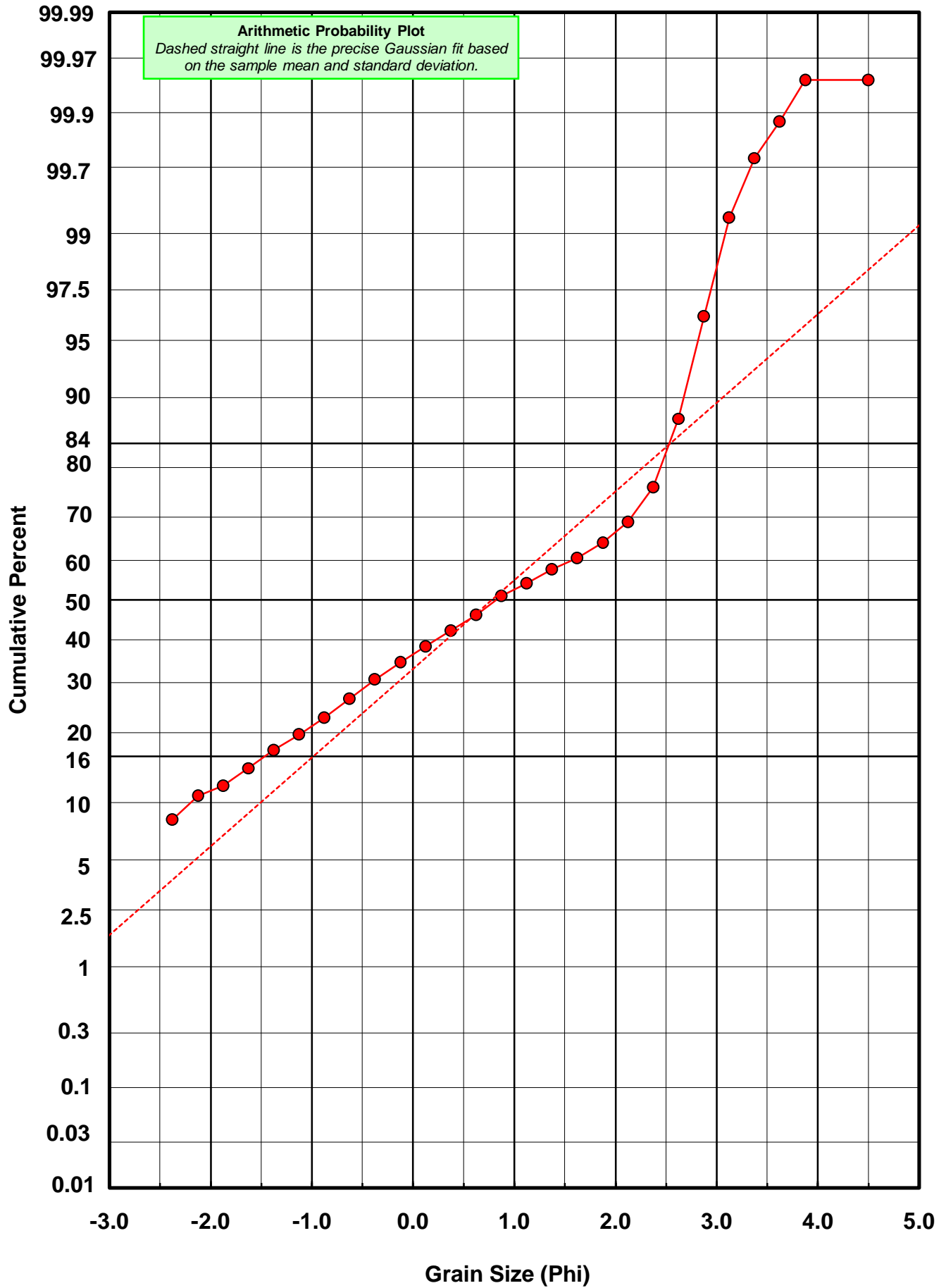
\* RARD = reciprocal absolute relative dispersion (see below)

Statistical Explanation	
Calculations based on the Method of Moments	
Skewness: 3rd Stand. Moment; Exact Gaussian = 0.0	
Kurtosis: 4th Stand. Moment; Exact Gaussian = 3.0	
For Further Explanation, See Basille et al. 2002	
Millimeter data calculated by $mm = 2^{-(\phi)}$	

Reciprocal Absolute Relative Dispersion (RARD) Scale	
< 0.5	Excellent homogeneity (e.g., beaches)
0.5 to 1.0	Good homogeneity
1.0 to 1.33	Fair homogeneity
> 1.33	Poor homogeneity (e.g., glacial)



# SA-09-BB



# Carbonate Grain Size Distribution

Onshore Grab Sample

Sample: SA-09-BB

Total Carbonate Mass: 31.778 grams

% Carbonate: 59.3 %

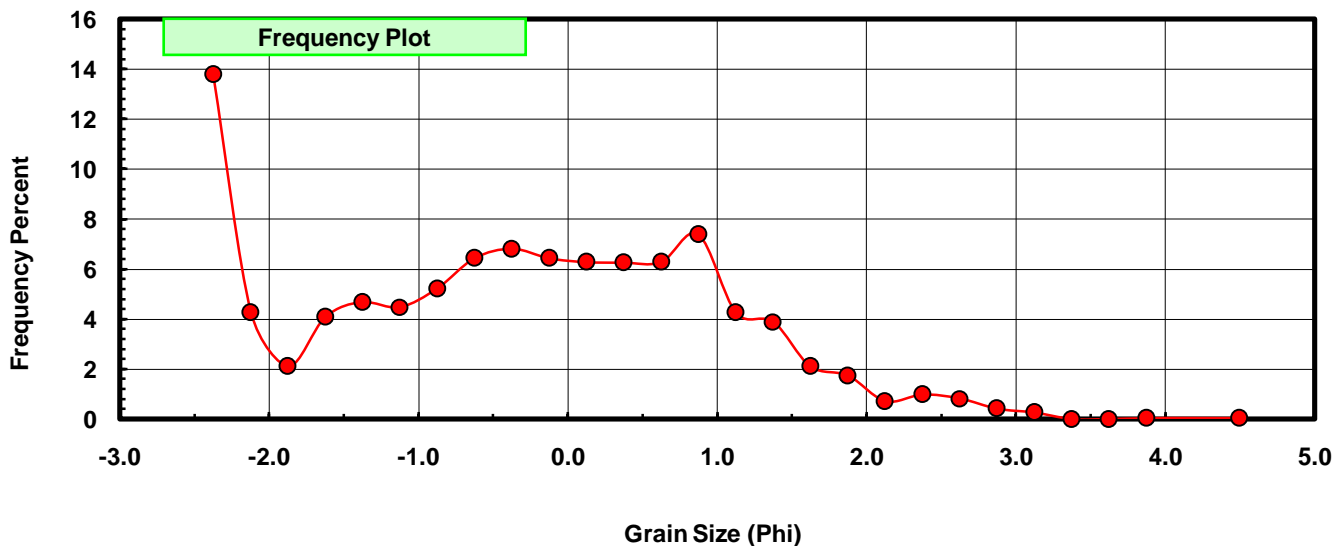
Sieve Size (phi)	Sieve Midpt (phi)	Weight (grams)	Freq Weight %	Cumulative Weight %
-2.25	-2.375	4.383	13.793	13.793
-2.00	-2.125	1.361	4.283	18.075
-1.75	-1.875	0.673	2.118	20.193
-1.50	-1.625	1.299	4.088	24.281
-1.25	-1.375	1.490	4.689	28.970
-1.00	-1.125	1.427	4.491	33.460
-0.75	-0.875	1.662	5.230	38.690
-0.50	-0.625	2.046	6.438	45.129
-0.25	-0.375	2.166	6.816	51.945
0.00	-0.125	2.046	6.438	58.383
0.25	0.125	1.998	6.287	64.671
0.50	0.375	1.991	6.265	70.936
0.75	0.625	1.997	6.284	77.220
1.00	0.875	2.350	7.395	84.615
1.25	1.125	1.356	4.267	88.882
1.50	1.375	1.240	3.902	92.784
1.75	1.625	0.674	2.121	94.905
2.00	1.875	0.553	1.740	96.645
2.25	2.125	0.228	0.717	97.363
2.50	2.375	0.314	0.988	98.351
2.75	2.625	0.264	0.831	99.182
3.00	2.875	0.138	0.434	99.616
3.25	3.125	0.089	0.280	99.896
3.50	3.375	0.000	0.000	99.896
3.75	3.625	0.000	0.000	99.896
4.00	3.875	0.016	0.050	99.947
5.00	4.500	0.017	0.053	100.000

Statistical Results			
Mean:	-0.3691	phi	(1.2916 mm)
Standard Dev:	1.3639	phi-units	(0.3885 mm)
Skewness:	0.1163	dimensionless	
Kurtosis:	2.2070	dimensionless	
5th Moment:	1.4794	dimensionless	
6th Moment:	7.7531	dimensionless	
RARD *	3.6951	dimensionless	
Median	-0.4463	phi	(1.3626 mm)

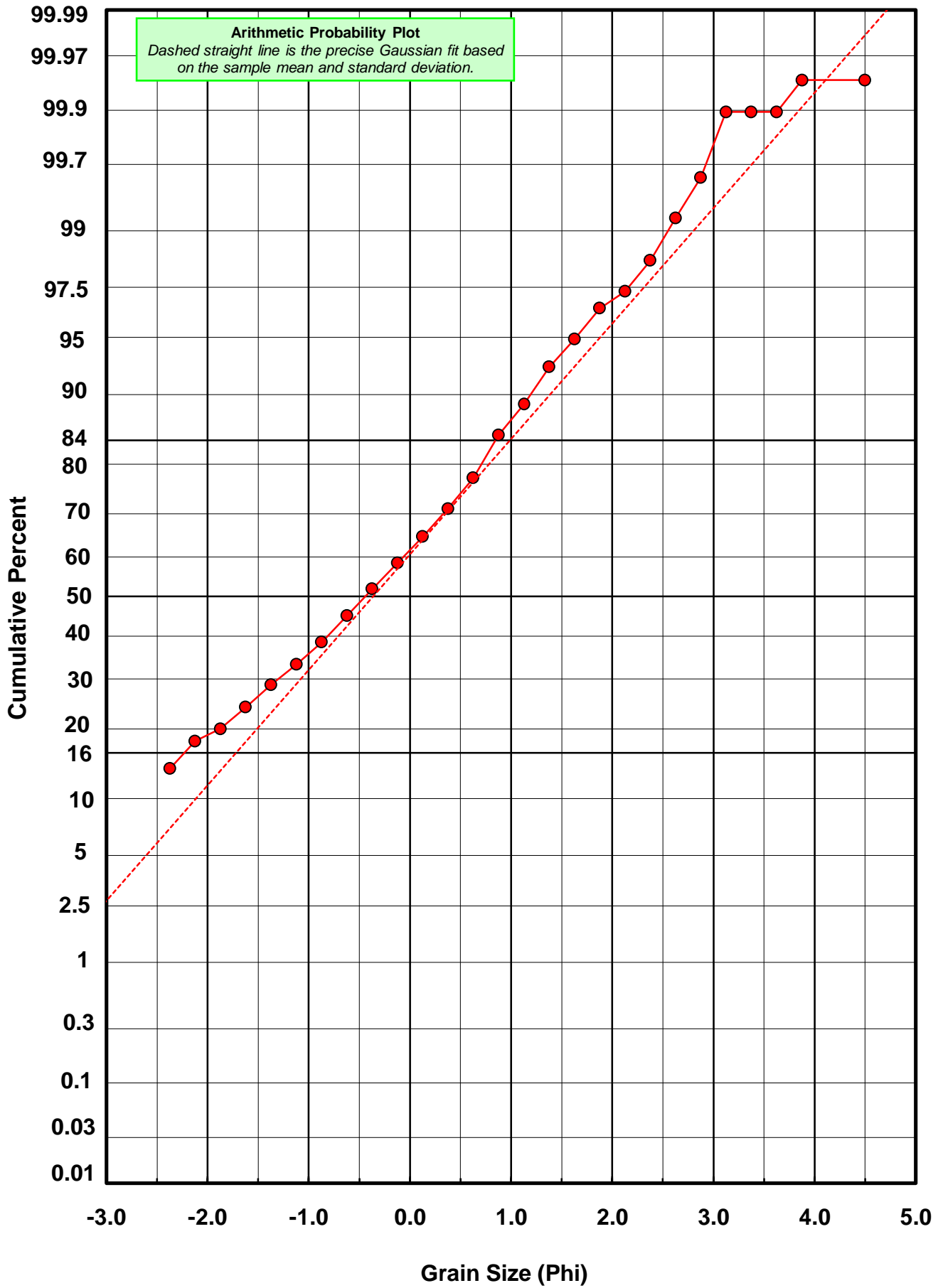
\* RARD = reciprocal absolute relative dispersion (see below)

Statistical Explanation	
Calculations based on the Method of Moments	
Skewness: 3rd Stand. Moment; Exact Gaussian = 0.0	
Kurtosis: 4th Stand. Moment; Exact Gaussian = 3.0	
For Further Explanation, See Basille et al. 2002	
Millimeter data calculated by $mm = 2^{-(\phi)}$	

Reciprocal Absolute Relative Dispersion (RARD) Scale	
< 0.5	Excellent homogeneity (e.g., beaches)
0.5 to 1.0	Good homogeneity
1.0 to 1.33	Fair homogeneity
> 1.33	Poor homogeneity (e.g., glacial)



# SA-09-BB



# Post-Digestion Grain Size Distribution

Onshore Grab Sample

Sample: SA-09-BB

Total Digested Mass: 21.766 grams

% Silica: 40.7 %

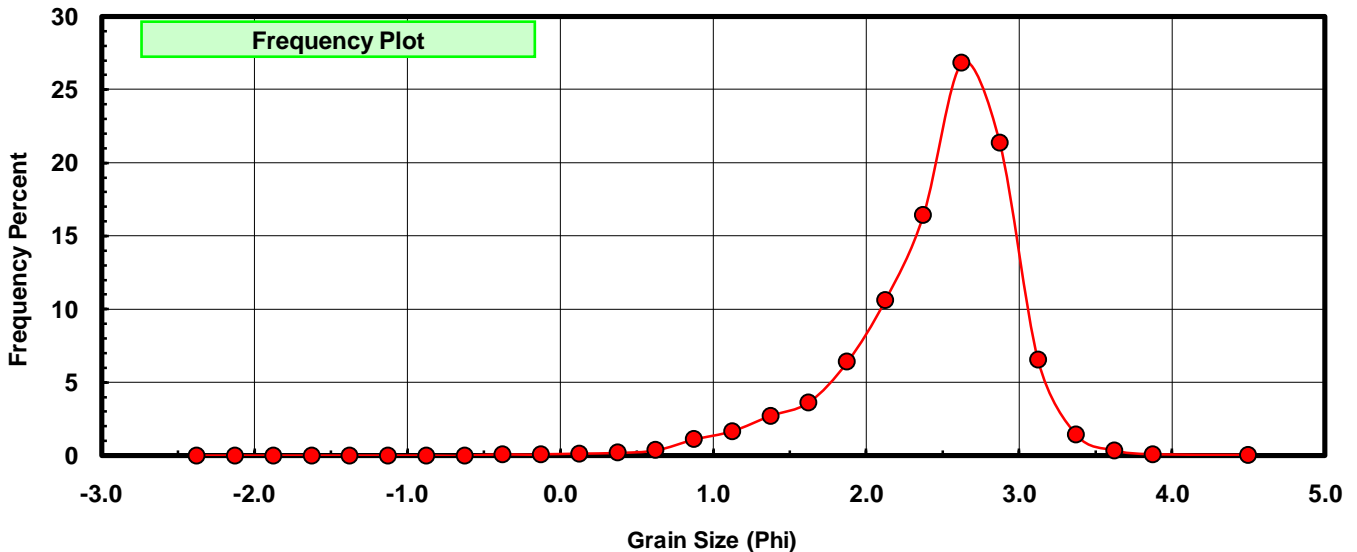
Sieve Size (phi)	Sieve Midpt (phi)	Weight (grams)	Freq Weight %	Cumulative Weight %
-2.25	-2.375	0.000	0.000	0.000
-2.00	-2.125	0.000	0.000	0.000
-1.75	-1.875	0.000	0.000	0.000
-1.50	-1.625	0.000	0.000	0.000
-1.25	-1.375	0.000	0.000	0.000
-1.00	-1.125	0.000	0.000	0.000
-0.75	-0.875	0.000	0.000	0.000
-0.50	-0.625	0.000	0.000	0.000
-0.25	-0.375	0.017	0.078	0.078
0.00	-0.125	0.017	0.078	0.156
0.25	0.125	0.028	0.129	0.285
0.50	0.375	0.041	0.188	0.473
0.75	0.625	0.080	0.368	0.841
1.00	0.875	0.244	1.121	1.962
1.25	1.125	0.361	1.659	3.620
1.50	1.375	0.589	2.706	6.326
1.75	1.625	0.790	3.630	9.956
2.00	1.875	1.392	6.395	16.351
2.25	2.125	2.305	10.590	26.941
2.50	2.375	3.576	16.429	43.370
2.75	2.625	5.837	26.817	70.187
3.00	2.875	4.653	21.377	91.565
3.25	3.125	1.421	6.529	98.093
3.50	3.375	0.310	1.424	99.518
3.75	3.625	0.074	0.340	99.858
4.00	3.875	0.021	0.096	99.954
5.00	4.500	0.010	0.046	100.000

Statistical Results			
Mean:	2.4513	phi	(0.1828 mm)
Standard Dev:	0.5439	phi-units	(0.6859 mm)
Skewness:	-1.1609	dimensionless	
Kurtosis:	5.1429	dimensionless	
5th Moment:	-14.2693	dimensionless	
6th Moment:	60.8745	dimensionless	
RARD *	0.2219	dimensionless	
Median	2.4368	phi	(0.1847 mm)

\* RARD = reciprocal absolute relative dispersion (see below)

Statistical Explanation	
Calculations based on the Method of Moments	
Skewness: 3rd Stand. Moment; Exact Gaussian = 0.0	
Kurtosis: 4th Stand. Moment; Exact Gaussian = 3.0	
For Further Explanation, See Basille et al. 2002	
Millimeter data calculated by $mm = 2^{-(\phi)}$	

Reciprocal Absolute Relative Dispersion (RARD) Scale	
< 0.5	Excellent homogeneity (e.g., beaches)
0.5 to 1.0	Good homogeneity
1.0 to 1.33	Fair homogeneity
> 1.33	Poor homogeneity (e.g., glacial)



# SA-09-BB

