

Onshore Grab Sample

Sample: SA-01-BB
Sample Taken By: D. Phelps
Sample Collected On: 12/2/09
Splits? N/A

County: Sarasota
Latitude: 27° 22' 55.1"
Longitude: 82° 38' 16.8"
Datum: WGS 84
Surf. Elev: N/A
Datum: N/A

Fine Data Summary

Total Sample Weight 59.593 grams
Total Fines in Sample 0.304 grams
Total Percent Fines 0.51 %

Dry Sieving Summary

Total Sample Weight 58.903 grams
Total Digested Weight 55.795 grams
Total Carbonate Weight 3.108 grams
Total Silica % 94.72 %
Total Carbonate % 5.28 %
Carbonate/Silica Ratio 0.056

General Comments:

None

Description

Worked By: M. Ladle

Pre-Digestion Grain Size Distribution

Onshore Grab Sample

Sample: SA-01-BB

Total Sample Mass: 58.903 grams

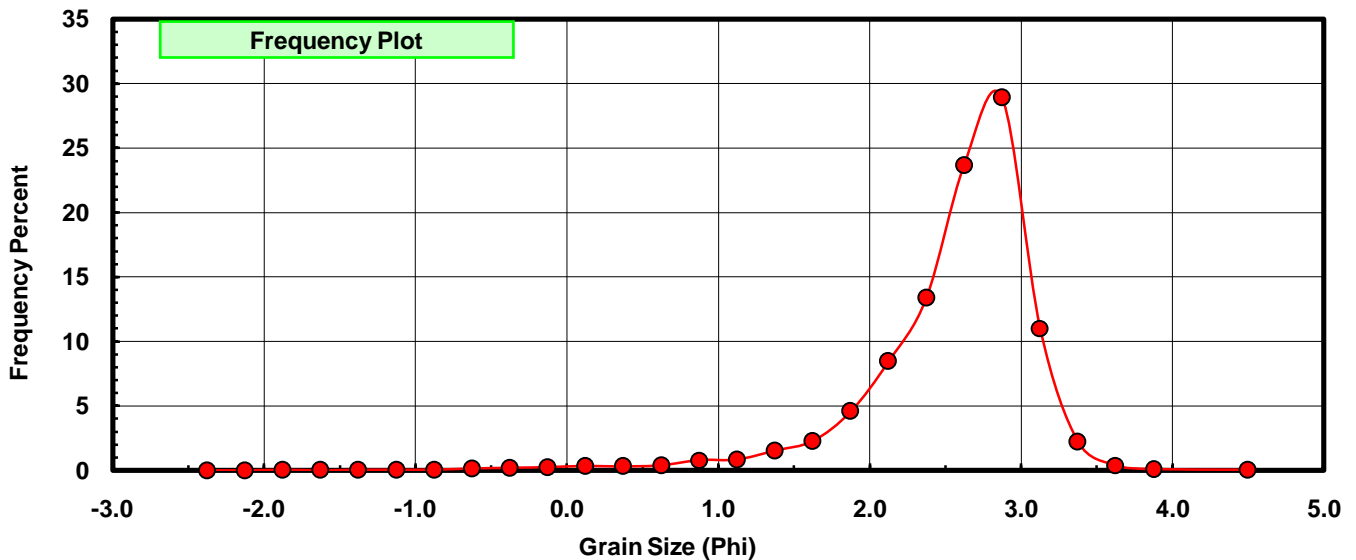
Sieve Size (phi)	Sieve Midpt (phi)	Weight (grams)	Freq Weight %	Cumulative Weight %
-2.25	-2.375	0.000	0.000	0.000
-2.00	-2.125	0.000	0.000	0.000
-1.75	-1.875	0.027	0.046	0.046
-1.50	-1.625	0.016	0.027	0.073
-1.25	-1.375	0.029	0.049	0.122
-1.00	-1.125	0.019	0.032	0.154
-0.75	-0.875	0.028	0.048	0.202
-0.50	-0.625	0.076	0.129	0.331
-0.25	-0.375	0.109	0.185	0.516
0.00	-0.125	0.142	0.241	0.757
0.25	0.125	0.196	0.333	1.090
0.50	0.375	0.189	0.321	1.411
0.75	0.625	0.229	0.389	1.800
1.00	0.875	0.469	0.796	2.596
1.25	1.125	0.494	0.839	3.434
1.50	1.375	0.896	1.521	4.956
1.75	1.625	1.339	2.273	7.229
2.00	1.875	2.696	4.577	11.806
2.25	2.125	4.980	8.455	20.260
2.50	2.375	7.878	13.375	33.635
2.75	2.625	13.937	23.661	57.296
3.00	2.875	17.043	28.934	86.230
3.25	3.125	6.492	11.022	97.251
3.50	3.375	1.313	2.229	99.481
3.75	3.625	0.235	0.399	99.879
4.00	3.875	0.054	0.092	99.971
5.00	4.50	0.017	0.029	100.000

Statistical Results			
Mean:	2.5488	phi	(0.1709 mm)
Standard Dev:	0.5858	phi-units	(0.6663 mm)
Skewness:	-2.2165	dimensionless	
Kurtosis:	11.4094	dimensionless	
5th Moment:	-57.0859	dimensionless	
6th Moment:	330.6694	dimensionless	
RARD *	0.2298	dimensionless	
Median	2.5479	phi	(0.171 mm)

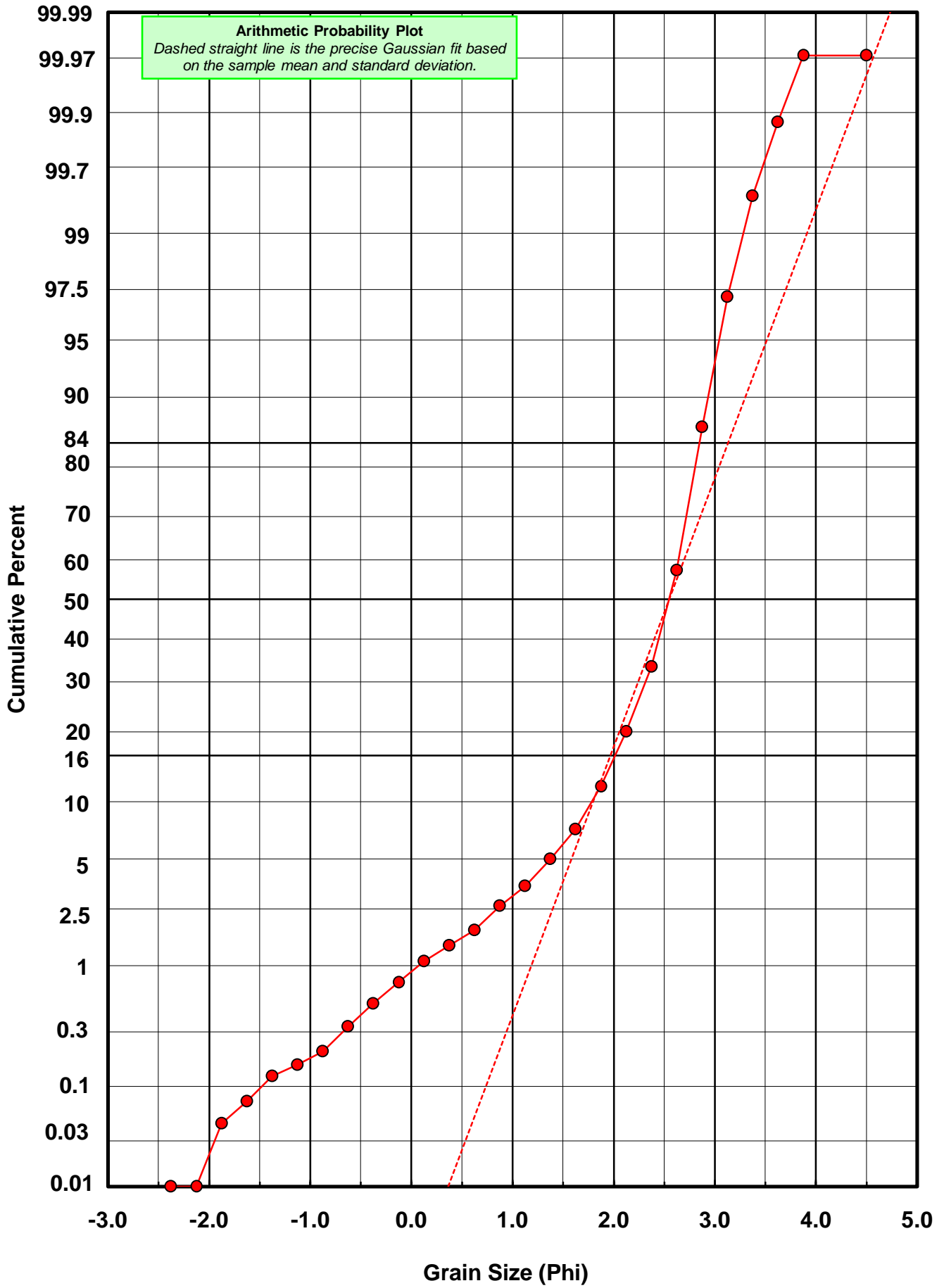
* RARD = reciprocal absolute relative dispersion (see below)

Statistical Explanation	
Calculations based on the Method of Moments	
Skewness: 3rd Stand. Moment; Exact Gaussian = 0.0	
Kurtosis: 4th Stand. Moment; Exact Gaussian = 3.0	
For Further Explanation, See Basille et al. 2002	
Millimeter data calculated by $mm = 2^{-(\phi)}$	

Reciprocal Absolute Relative Dispersion (RARD) Scale	
< 0.5	Excellent homogeneity (e.g., beaches)
0.5 to 1.0	Good homogeneity
1.0 to 1.33	Fair homogeneity
> 1.33	Poor homogeneity (e.g., glacial)



SA-01-BB



Carbonate Grain Size Distribution

Onshore Grab Sample

Sample: SA-01-BB

Total Carbonate Mass: 4.362 grams

% Carbonate: 5.3 %

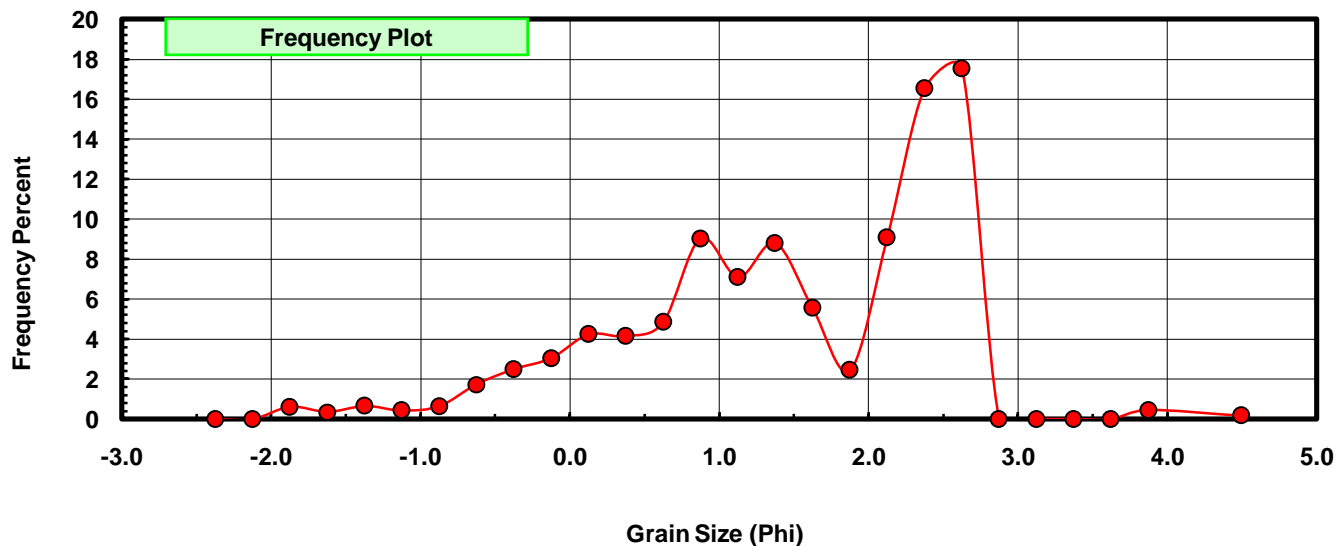
Sieve Size (phi)	Sieve Midpt (phi)	Weight (grams)	Freq Weight %	Cumulative Weight %
-2.25	-2.375	0.000	0.000	0.000
-2.00	-2.125	0.000	0.000	0.000
-1.75	-1.875	0.027	0.619	0.619
-1.50	-1.625	0.016	0.367	0.986
-1.25	-1.375	0.029	0.665	1.651
-1.00	-1.125	0.019	0.436	2.086
-0.75	-0.875	0.028	0.642	2.728
-0.50	-0.625	0.076	1.742	4.470
-0.25	-0.375	0.109	2.499	6.969
0.00	-0.125	0.133	3.049	10.018
0.25	0.125	0.185	4.241	14.260
0.50	0.375	0.181	4.149	18.409
0.75	0.625	0.212	4.860	23.269
1.00	0.875	0.394	9.033	32.302
1.25	1.125	0.310	7.107	39.409
1.50	1.375	0.384	8.803	48.212
1.75	1.625	0.243	5.571	53.783
2.00	1.875	0.107	2.453	56.236
2.25	2.125	0.396	9.078	65.314
2.50	2.375	0.721	16.529	81.843
2.75	2.625	0.764	17.515	99.358
3.00	2.875	0.000	0.000	99.358
3.25	3.125	0.000	0.000	99.358
3.50	3.375	0.000	0.000	99.358
3.75	3.625	0.000	0.000	99.358
4.00	3.875	0.020	0.459	99.817
5.00	4.500	0.008	0.183	100.000

Statistical Results			
Mean:	1.4778	phi	(0.359 mm)
Standard Dev:	1.0588	phi-units	(0.48 mm)
Skewness:	-0.6689	dimensionless	
Kurtosis:	2.9993	dimensionless	
5th Moment:	-4.8929	dimensionless	
6th Moment:	17.2101	dimensionless	
RARD *	0.7165	dimensionless	
Median	1.4552	phi	(0.3647 mm)

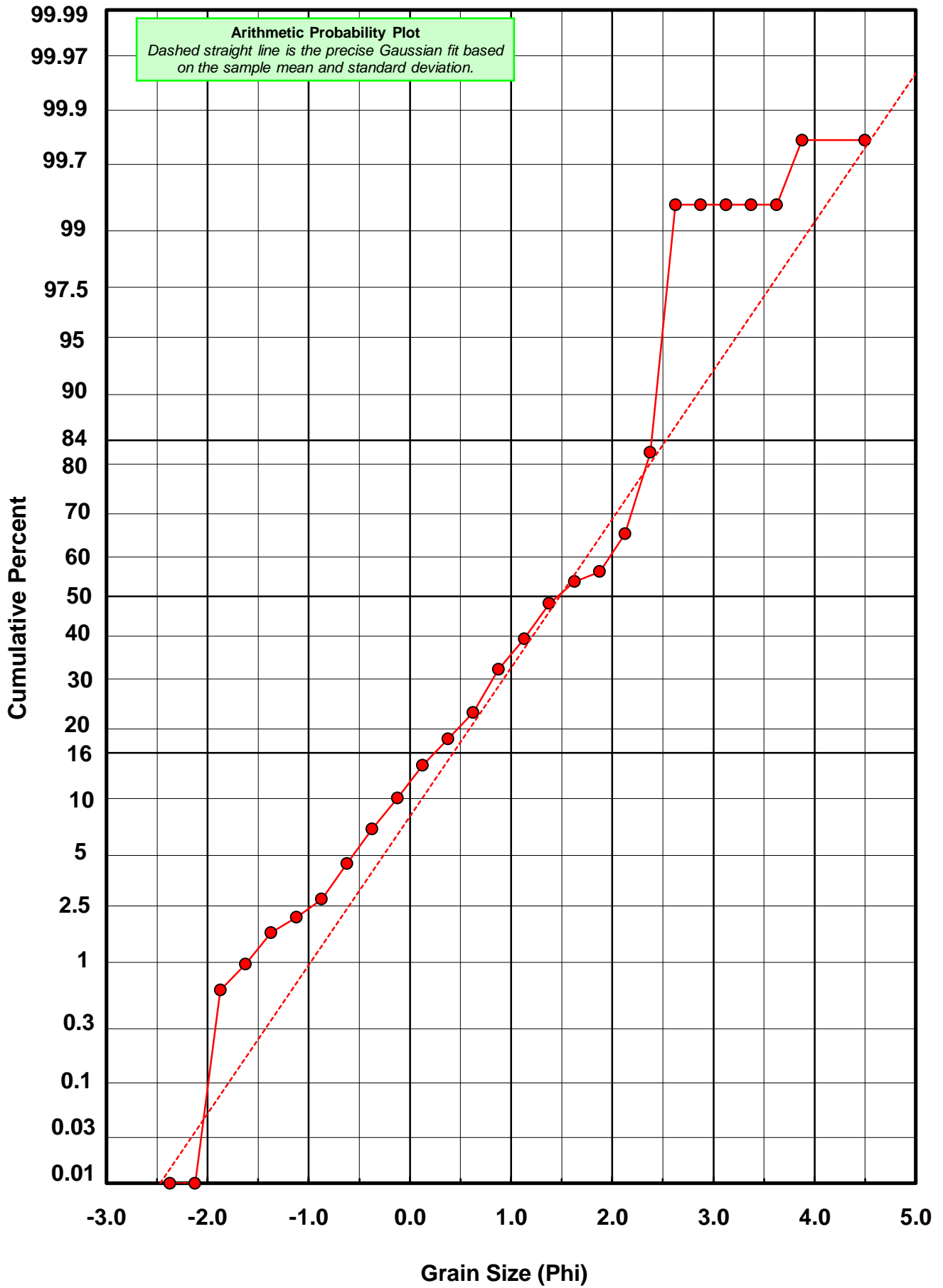
* RARD = reciprocal absolute relative dispersion (see below)

Statistical Explanation	
Calculations based on the Method of Moments	
Skewness: 3rd Stand. Moment; Exact Gaussian = 0.0	
Kurtosis: 4th Stand. Moment; Exact Gaussian = 3.0	
For Further Explanation, See Basille et al. 2002	
Millimeter data calculated by $mm = 2^{-(\phi)}$	

Reciprocal Absolute Relative Dispersion (RARD) Scale	
< 0.5	Excellent homogeneity (e.g., beaches)
0.5 to 1.0	Good homogeneity
1.0 to 1.33	Fair homogeneity
> 1.33	Poor homogeneity (e.g., glacial)



SA-01-BB



Post-Digestion Grain Size Distribution

Onshore Grab Sample

Sample: SA-01-BB

Total Digested Mass: 55.795 grams

% Silica: 94.7 %

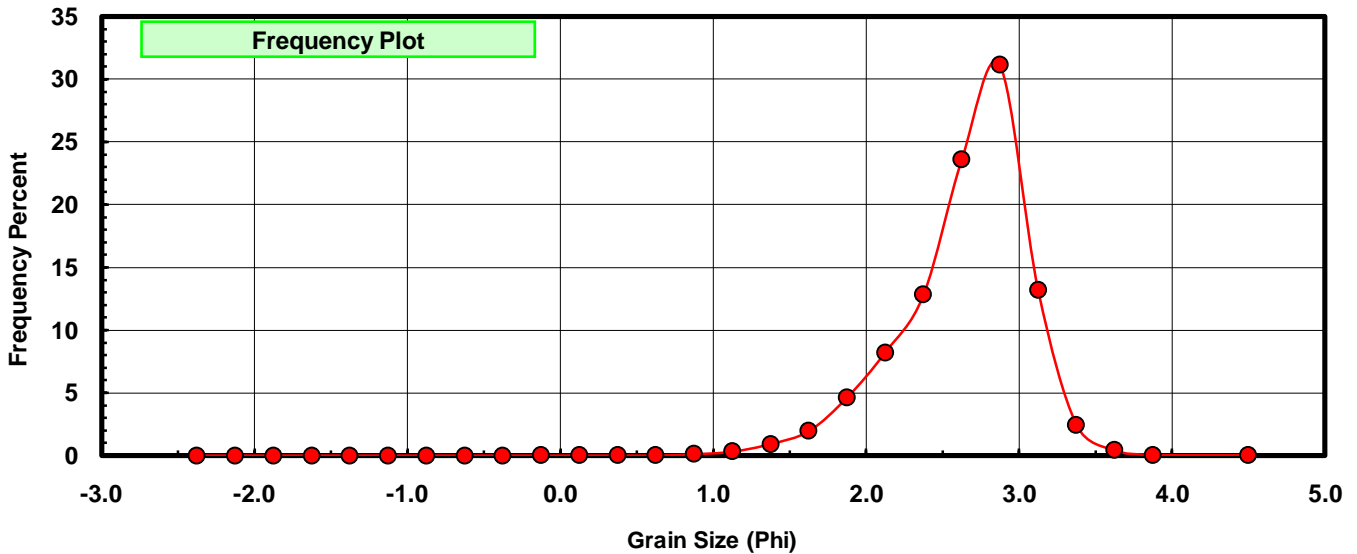
Sieve Size (phi)	Sieve Midpt (phi)	Weight (grams)	Freq Weight %	Cumulative Weight %
-2.25	-2.375	0.000	0.000	0.000
-2.00	-2.125	0.000	0.000	0.000
-1.75	-1.875	0.000	0.000	0.000
-1.50	-1.625	0.000	0.000	0.000
-1.25	-1.375	0.000	0.000	0.000
-1.00	-1.125	0.000	0.000	0.000
-0.75	-0.875	0.000	0.000	0.000
-0.50	-0.625	0.000	0.000	0.000
-0.25	-0.375	0.000	0.000	0.000
0.00	-0.125	0.009	0.016	0.016
0.25	0.125	0.011	0.020	0.036
0.50	0.375	0.008	0.014	0.050
0.75	0.625	0.017	0.030	0.081
1.00	0.875	0.075	0.134	0.215
1.25	1.125	0.184	0.330	0.545
1.50	1.375	0.512	0.918	1.462
1.75	1.625	1.096	1.964	3.427
2.00	1.875	2.589	4.640	8.067
2.25	2.125	4.584	8.216	16.283
2.50	2.375	7.157	12.827	29.110
2.75	2.625	13.173	23.610	52.720
3.00	2.875	17.364	31.121	83.841
3.25	3.125	7.371	13.211	97.052
3.50	3.375	1.363	2.443	99.495
3.75	3.625	0.239	0.428	99.923
4.00	3.875	0.034	0.061	99.984
5.00	4.500	0.009	0.016	100.000

Statistical Results			
Mean:	2.6443	phi	(0.16 mm)
Standard Dev:	0.4236	phi-units	(0.7456 mm)
Skewness:	-0.9410	dimensionless	
Kurtosis:	4.6532	dimensionless	
5th Moment:	-12.3134	dimensionless	
6th Moment:	59.0036	dimensionless	
RARD *	0.1602	dimensionless	
Median	2.5962	phi	(0.1654 mm)

* RARD = reciprocal absolute relative dispersion (see below)

Statistical Explanation	
Calculations based on the Method of Moments	
Skewness: 3rd Stand. Moment; Exact Gaussian = 0.0	
Kurtosis: 4th Stand. Moment; Exact Gaussian = 3.0	
For Further Explanation, See Basille et al. 2002	
Millimeter data calculated by $mm = 2^{-(\phi)}$	

Reciprocal Absolute Relative Dispersion (RARD) Scale	
< 0.5	Excellent homogeneity (e.g., beaches)
0.5 to 1.0	Good homogeneity
1.0 to 1.33	Fair homogeneity
> 1.33	Poor homogeneity (e.g., glacial)



SA-01-BB

