

Onshore Grab Sample

Sample: ES-02-MB
Sample Taken By: J. Ladner
Sample Collected On: 9/14/06
Splits? Yes

County: Escambia
Latitude: 30° 22' 48.97"
Longitude: 86° 51' 46.26"
Datum: NAD 83
Surf. Elev: N/A
Datum: N/A

Fine Data Summary

Total Sample Weight	67.951 grams
Total Fines in Sample	0.242 grams
Total Percent Fines	0.35 %

Dry Sieving Summary

Total Sample Weight	67.681 grams
Total Digested Weight	64.731 grams
Total Carbonate Weight	2.950 grams
Total Silica %	95.64 %
Total Carbonate %	4.36 %
Carbonate/Silica Ratio	0.046

General Comments:

Original Weight (with Beaker): 438.556

Description

Worked By: M. Lachance

Pre-Digestion Grain Size Distribution

Onshore Grab Sample

Sample: ES-02-MB

Total Sample Mass: 67.681 grams

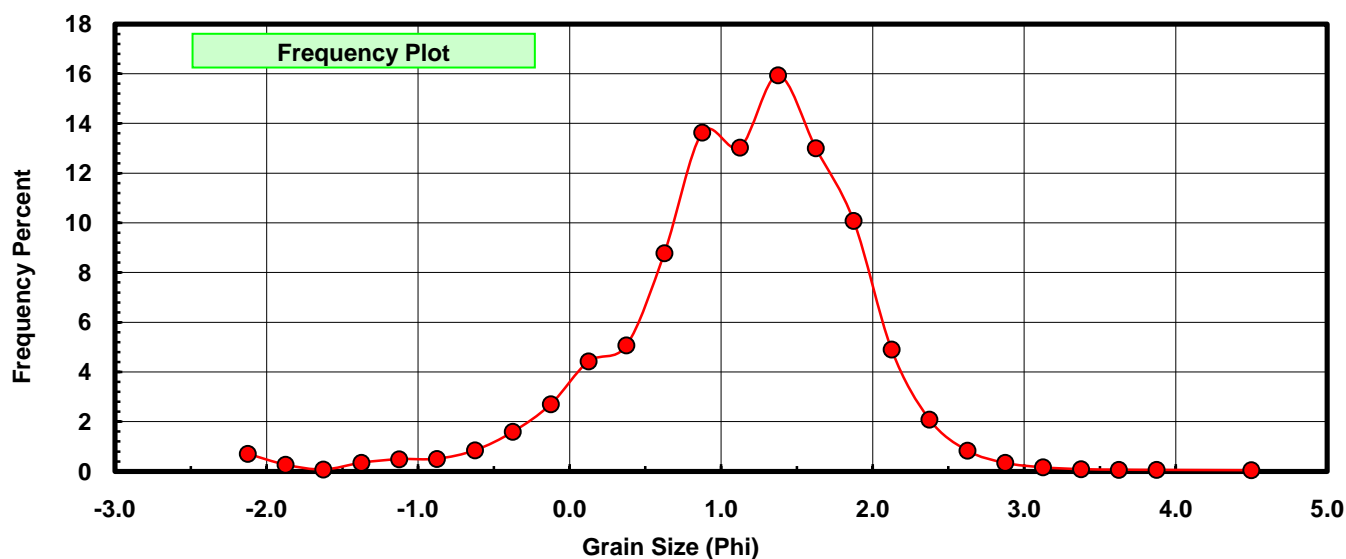
Sieve Size (phi)	Sieve Midpt (phi)	Weight (grams)	Freq Weight %	Cumulative Weight %
-2.00	-2.125	0.474	0.700	0.700
-1.75	-1.875	0.179	0.264	0.965
-1.50	-1.625	0.048	0.071	1.036
-1.25	-1.375	0.233	0.344	1.380
-1.00	-1.125	0.329	0.486	1.866
-0.75	-0.875	0.341	0.504	2.370
-0.50	-0.625	0.572	0.845	3.215
-0.25	-0.375	1.075	1.588	4.803
0.00	-0.125	1.825	2.696	7.500
0.25	0.125	2.996	4.427	11.927
0.50	0.375	3.429	5.066	16.993
0.75	0.625	5.941	8.778	25.771
1.00	0.875	9.224	13.629	39.400
1.25	1.125	8.821	13.033	52.433
1.50	1.375	10.782	15.931	68.363
1.75	1.625	8.803	13.007	81.370
2.00	1.875	6.818	10.074	91.444
2.25	2.125	3.317	4.901	96.345
2.50	2.375	1.412	2.086	98.431
2.75	2.625	0.562	0.830	99.261
3.00	2.875	0.228	0.337	99.598
3.25	3.125	0.107	0.158	99.756
3.50	3.375	0.057	0.084	99.840
3.75	3.625	0.043	0.064	99.904
4.00	3.875	0.037	0.055	99.959
5.00	4.50	0.028	0.041	100.000

Statistical Results			
Mean:	1.1136	phi	(0.4621 mm)
Standard Dev:	0.7865	phi-units	(0.5798 mm)
Skewness:	-0.8950	dimensionless	
Kurtosis:	5.3544	dimensionless	
5th Moment:	-12.3749	dimensionless	
6th Moment:	60.7307	dimensionless	
RARD *	0.7063	dimensionless	
Median	1.0783	phi	(0.4736 mm)

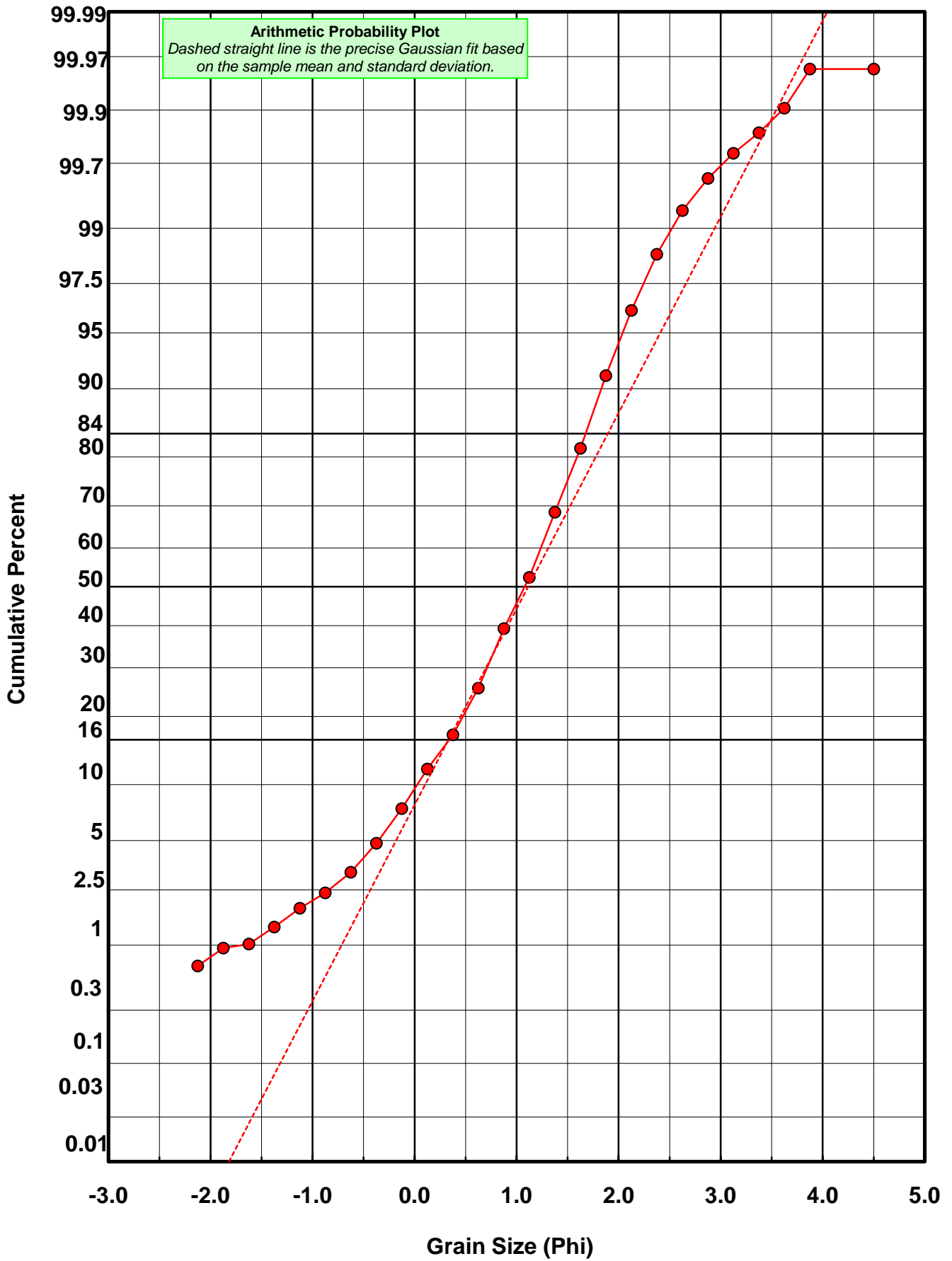
* RARD = reciprocal absolute relative dispersion (see below)

Statistical Explanation
Calculations based on the Method of Moments
Skewness: 3rd Stand. Moment; Exact Gaussian = 0.0
Kurtosis: 4th Stand. Moment; Exact Gaussian = 3.0
For Further Explanation, See Basille et al. 2002
Millimeter data calculated by $mm = 2^{(-\phi)}$

Reciprocal Absolute Relative Dispersion (RARD) Scale	
< 0.5	Excellent homogeneity (e.g., beaches)
0.5 to 1.0	Good homogeneity
1.0 to 1.33	Fair homogeneity
> 1.33	Poor homogeneity (e.g., glacial)



ES-02-MB



Carbonate Grain Size Distribution

Onshore Grab Sample

Sample: ES-02-MB

Total Carbonate Mass: 4.011 grams

% Carbonate: 4.4 %

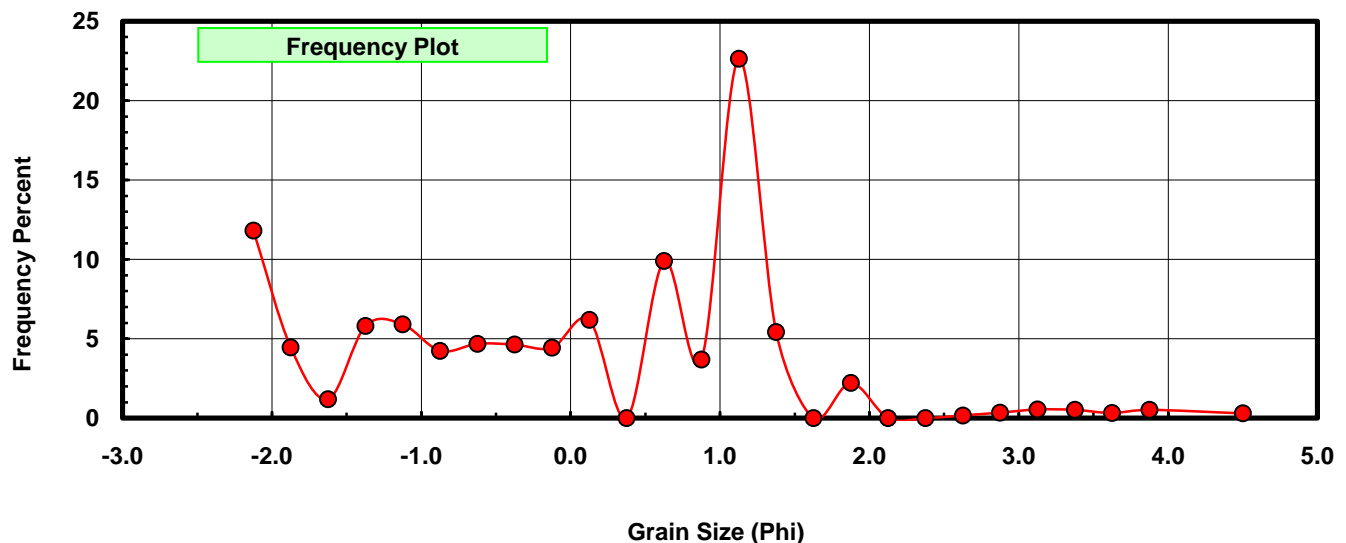
Sieve Size (phi)	Sieve Midpt (phi)	Weight (grams)	Freq Weight %	Cumulative Weight %
-2.00	-2.125	0.474	11.818	11.818
-1.75	-1.875	0.179	4.463	16.280
-1.50	-1.625	0.048	1.197	17.477
-1.25	-1.375	0.233	5.809	23.286
-1.00	-1.125	0.237	5.909	29.195
-0.75	-0.875	0.170	4.238	33.433
-0.50	-0.625	0.188	4.687	38.120
-0.25	-0.375	0.186	4.637	42.757
0.00	-0.125	0.178	4.438	47.195
0.25	0.125	0.248	6.183	53.378
0.50	0.375	0.000	0.000	53.378
0.75	0.625	0.397	9.898	63.276
1.00	0.875	0.148	3.690	66.966
1.25	1.125	0.908	22.638	89.604
1.50	1.375	0.218	5.435	95.039
1.75	1.625	0.000	0.000	95.039
2.00	1.875	0.089	2.219	97.258
2.25	2.125	0.000	0.000	97.258
2.50	2.375	0.000	0.000	97.258
2.75	2.625	0.007	0.175	97.432
3.00	2.875	0.014	0.349	97.781
3.25	3.125	0.022	0.548	98.330
3.50	3.375	0.021	0.524	98.853
3.75	3.625	0.013	0.324	99.177
4.00	3.875	0.021	0.524	99.701
5.00	4.500	0.012	0.299	100.000

Statistical Results			
Mean:	-0.0221	phi	(1.0154 mm)
Standard Dev:	1.3547	phi-units	(0.391 mm)
Skewness:	0.0959	dimensionless	
Kurtosis:	2.5991	dimensionless	
5th Moment:	2.7240	dimensionless	
6th Moment:	13.3115	dimensionless	
RARD *	61.3116	dimensionless	
Median	-0.0116	phi	(1.0081 mm)

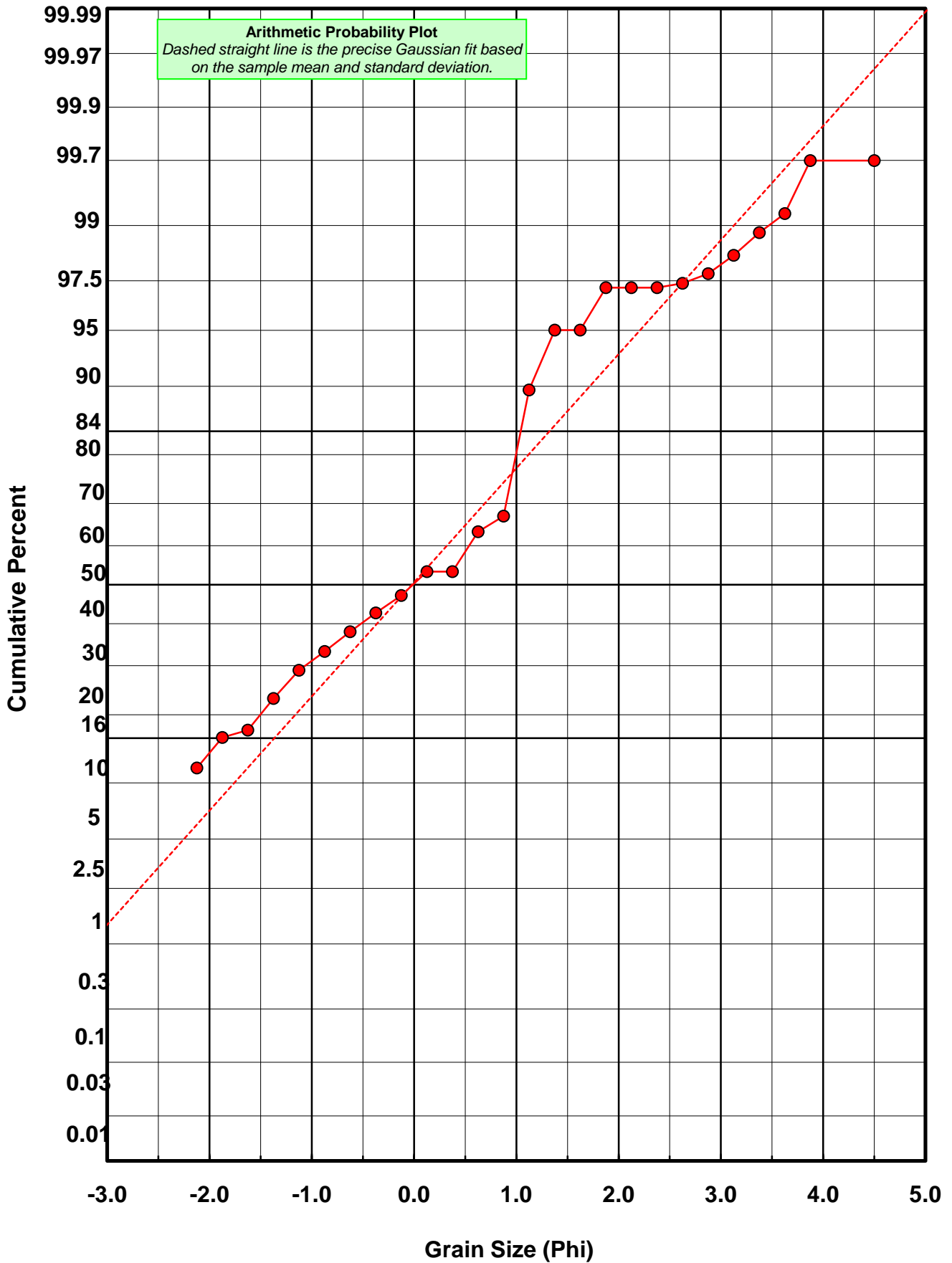
* RARD = reciprocal absolute relative dispersion (see below)

Statistical Explanation	
Calculations based on the Method of Moments	
Skewness: 3rd Stand. Moment; Exact Gaussian = 0.0	
Kurtosis: 4th Stand. Moment; Exact Gaussian = 3.0	
For Further Explanation, See Basille et al. 2002	
Millimeter data calculated by $mm = 2^{(-\phi)}$	

Reciprocal Absolute Relative Dispersion (RARD) Scale	
< 0.5	Excellent homogeneity (e.g., beaches)
0.5 to 1.0	Good homogeneity
1.0 to 1.33	Fair homogeneity
> 1.33	Poor homogeneity (e.g., glacial)



ES-02-MB



Post-Digestion Grain Size Distribution

Onshore Grab Sample

Sample: ES-02-MB

Total Digested Mass: 64.731 grams

% Silica: 95.6 %

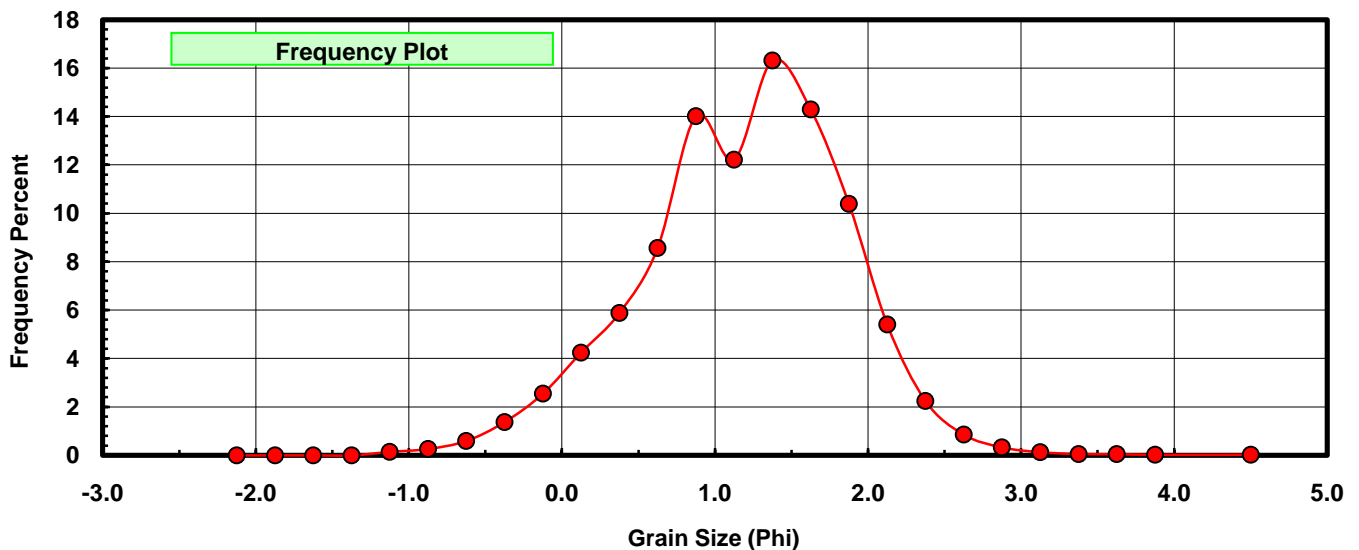
Sieve Size (phi)	Sieve Midpt (phi)	Weight (grams)	Freq Weight %	Cumulative Weight %
-2.00	-2.125	0.000	0.000	0.000
-1.75	-1.875	0.000	0.000	0.000
-1.50	-1.625	0.000	0.000	0.000
-1.25	-1.375	0.000	0.000	0.000
-1.00	-1.125	0.092	0.142	0.142
-0.75	-0.875	0.171	0.264	0.406
-0.50	-0.625	0.384	0.593	1.000
-0.25	-0.375	0.889	1.373	2.373
0.00	-0.125	1.647	2.544	4.917
0.25	0.125	2.748	4.245	9.163
0.50	0.375	3.806	5.880	15.042
0.75	0.625	5.544	8.565	23.607
1.00	0.875	9.076	14.021	37.628
1.25	1.125	7.913	12.224	49.852
1.50	1.375	10.564	16.320	66.172
1.75	1.625	9.255	14.298	80.470
2.00	1.875	6.729	10.395	90.865
2.25	2.125	3.504	5.413	96.278
2.50	2.375	1.457	2.251	98.529
2.75	2.625	0.555	0.857	99.387
3.00	2.875	0.214	0.331	99.717
3.25	3.125	0.085	0.131	99.849
3.50	3.375	0.036	0.056	99.904
3.75	3.625	0.030	0.046	99.951
4.00	3.875	0.016	0.025	99.975
5.00	4.500	0.016	0.025	100.000

Statistical Results			
Mean:	1.1870	phi	(0.4392 mm)
Standard Dev:	0.6740	phi-units	(0.6268 mm)
Skewness:	-0.2688	dimensionless	
Kurtosis:	3.2894	dimensionless	
5th Moment:	-1.2580	dimensionless	
6th Moment:	21.1579	dimensionless	
RARD *	0.5678	dimensionless	
Median	1.1273	phi	(0.4578 mm)

* RARD = reciprocal absolute relative dispersion (see below)

Statistical Explanation	
Calculations based on the Method of Moments	
Skewness: 3rd Stand. Moment; Exact Gaussian = 0.0	
Kurtosis: 4th Stand. Moment; Exact Gaussian = 3.0	
For Further Explanation, See Basille et al. 2002	
Millimeter data calculated by $mm = 2^{(-\phi)}$	

Reciprocal Absolute Relative Dispersion (RARD) Scale	
< 0.5	Excellent homogeneity (e.g., beaches)
0.5 to 1.0	Good homogeneity
1.0 to 1.33	Fair homogeneity
> 1.33	Poor homogeneity (e.g., glacial)



ES-02-MB

