

Onshore Grab Sample

Sample: BY-06-BB
Sample Taken By: D. Phelps
Sample Collected On: 2/15/11
Splits? N/A

County: Bay
Latitude: 30° 13' 58.9" N
Longitude: 85° 54' 45.5" W
Datum: WGS 84
Surf. Elev: N/A
Datum: N/A

Fine Data Summary

Total Sample Weight 59.576 grams
Total Fines in Sample 0.201 grams
Total Percent Fines 0.34 %

Dry Sieving Summary

Total Sample Weight 59.674 grams
Total Digested Weight 52.252 grams
Total Carbonate Weight 7.422 grams
Total Silica % 87.56 %
Total Carbonate % 12.44 %
Carbonate/Silica Ratio 0.142

General Comments:

None

Description

Worked By: M. Ladle

Pre-Digestion Grain Size Distribution

Onshore Grab Sample

Sample: BY-06-BB

Total Sample Mass: 59.674 grams

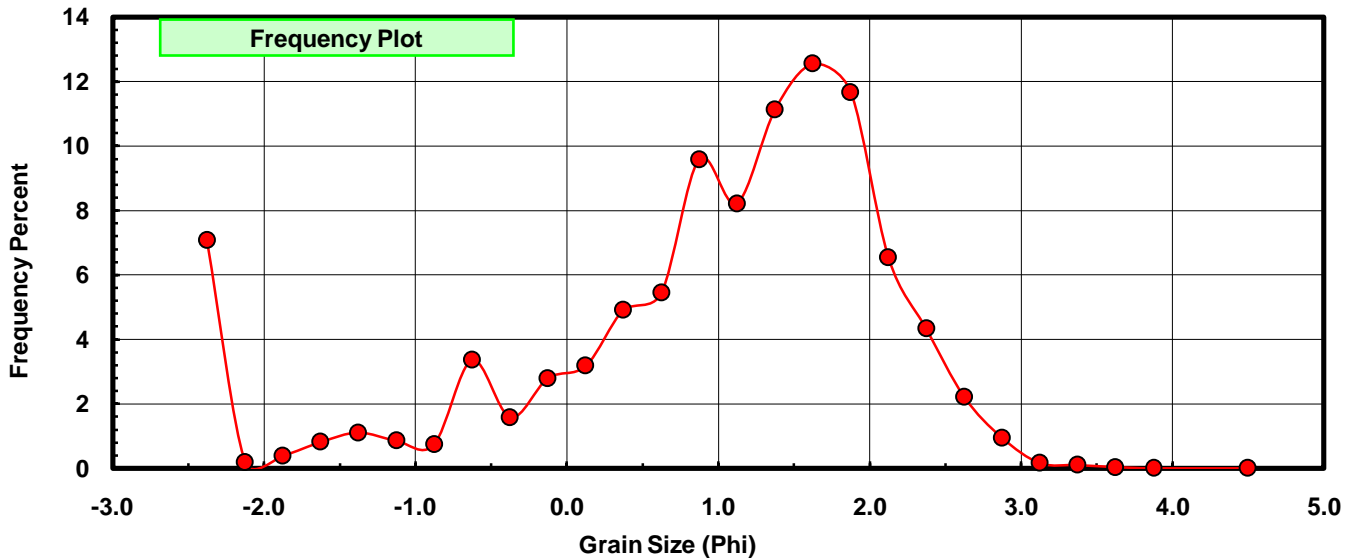
Sieve Size (phi)	Sieve Midpt (phi)	Weight (grams)	Freq Weight %	Cumulative Weight %
-2.25	-2.375	4.220	7.072	7.072
-2.00	-2.125	0.112	0.188	7.259
-1.75	-1.875	0.234	0.392	7.652
-1.50	-1.625	0.491	0.823	8.474
-1.25	-1.375	0.662	1.109	9.584
-1.00	-1.125	0.512	0.858	10.442
-0.75	-0.875	0.445	0.746	11.187
-0.50	-0.625	2.008	3.365	14.552
-0.25	-0.375	0.948	1.589	16.141
0.00	-0.125	1.666	2.792	18.933
0.25	0.125	1.897	3.179	22.112
0.50	0.375	2.934	4.917	27.029
0.75	0.625	3.250	5.446	32.475
1.00	0.875	5.719	9.584	42.059
1.25	1.125	4.904	8.218	50.277
1.50	1.375	6.645	11.136	61.412
1.75	1.625	7.493	12.557	73.969
2.00	1.875	6.965	11.672	85.640
2.25	2.125	3.904	6.542	92.183
2.50	2.375	2.586	4.334	96.516
2.75	2.625	1.325	2.220	98.736
3.00	2.875	0.568	0.952	99.688
3.25	3.125	0.096	0.161	99.849
3.50	3.375	0.065	0.109	99.958
3.75	3.625	0.023	0.039	99.997
4.00	3.875	0.001	0.002	99.998
5.00	4.50	0.001	0.002	100.000

Statistical Results			
Mean:	0.8920	phi	(0.5389 mm)
Standard Dev:	1.3010	phi-units	(0.4058 mm)
Skewness:	-1.1557	dimensionless	
Kurtosis:	3.7307	dimensionless	
5th Moment:	-7.6830	dimensionless	
6th Moment:	20.2865	dimensionless	
RARD *	1.4585	dimensionless	
Median	1.1166	phi	(0.4612 mm)

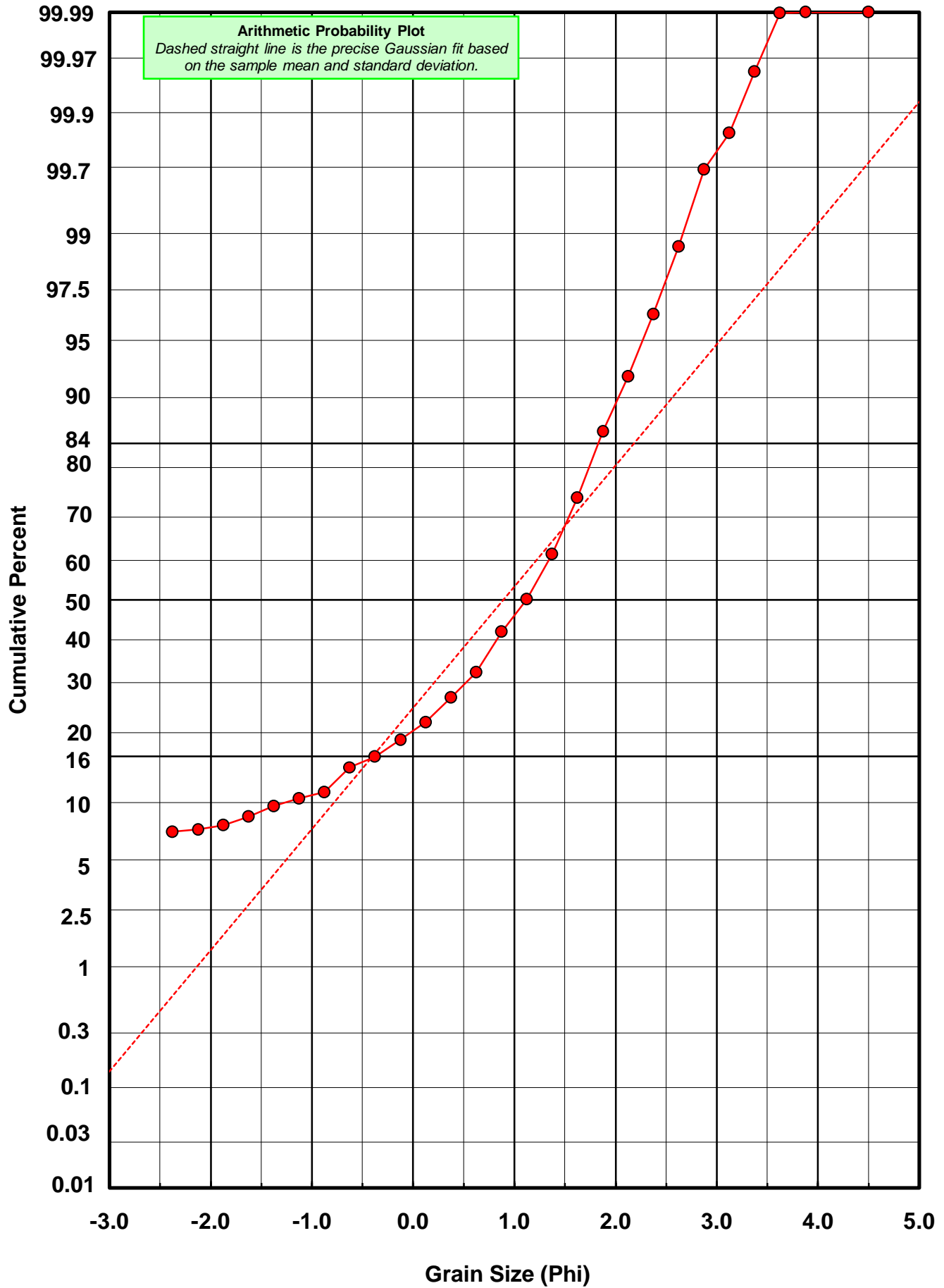
* RARD = reciprocal absolute relative dispersion (see below)

Statistical Explanation	
Calculations based on the Method of Moments	
Skewness: 3rd Stand. Moment; Exact Gaussian = 0.0	
Kurtosis: 4th Stand. Moment; Exact Gaussian = 3.0	
For Further Explanation, See Basille et al. 2002	
Millimeter data calculated by $mm = 2^{-(\phi)}$	

Reciprocal Absolute Relative Dispersion (RARD) Scale	
< 0.5	Excellent homogeneity (e.g., beaches)
0.5 to 1.0	Good homogeneity
1.0 to 1.33	Fair homogeneity
> 1.33	Poor homogeneity (e.g., glacial)



BY-06-BB



Carbonate Grain Size Distribution

Onshore Grab Sample

Sample: BY-06-BB

Total Carbonate Mass: 8.629 grams

% Carbonate: 12.4 %

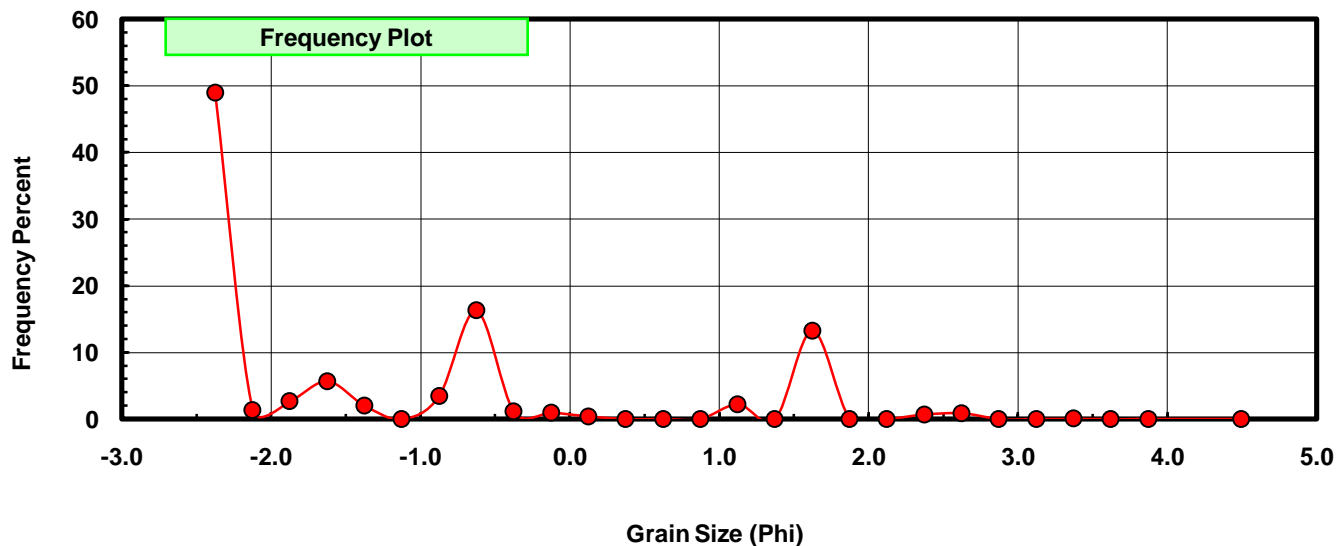
Sieve Size (phi)	Sieve Midpt (phi)	Weight (grams)	Freq Weight %	Cumulative Weight %
-2.25	-2.375	4.220	48.905	48.905
-2.00	-2.125	0.112	1.298	50.203
-1.75	-1.875	0.234	2.712	52.915
-1.50	-1.625	0.491	5.690	58.605
-1.25	-1.375	0.175	2.028	60.633
-1.00	-1.125	0.000	0.000	60.633
-0.75	-0.875	0.299	3.465	64.098
-0.50	-0.625	1.405	16.282	80.380
-0.25	-0.375	0.098	1.136	81.516
0.00	-0.125	0.084	0.973	82.489
0.25	0.125	0.034	0.394	82.883
0.50	0.375	0.000	0.000	82.883
0.75	0.625	0.000	0.000	82.883
1.00	0.875	0.000	0.000	82.883
1.25	1.125	0.192	2.225	85.108
1.50	1.375	0.000	0.000	85.108
1.75	1.625	1.146	13.281	98.389
2.00	1.875	0.000	0.000	98.389
2.25	2.125	0.000	0.000	98.389
2.50	2.375	0.058	0.672	99.061
2.75	2.625	0.076	0.881	99.942
3.00	2.875	0.001	0.012	99.954
3.25	3.125	0.000	0.000	99.954
3.50	3.375	0.004	0.046	100.000
3.75	3.625	0.000	0.000	100.000
4.00	3.875	0.000	0.000	100.000
5.00	4.500	0.000	0.000	100.000

Statistical Results			
Mean:	-1.2155	phi	(2.3222 mm)
Standard Dev:	1.5772	phi-units	(0.3351 mm)
Skewness:	1.0009	dimensionless	
Kurtosis:	2.4744	dimensionless	
5th Moment:	4.3554	dimensionless	
6th Moment:	8.9801	dimensionless	
RARD *	1.2976	dimensionless	
Median	-2.1641	phi	(4.4818 mm)

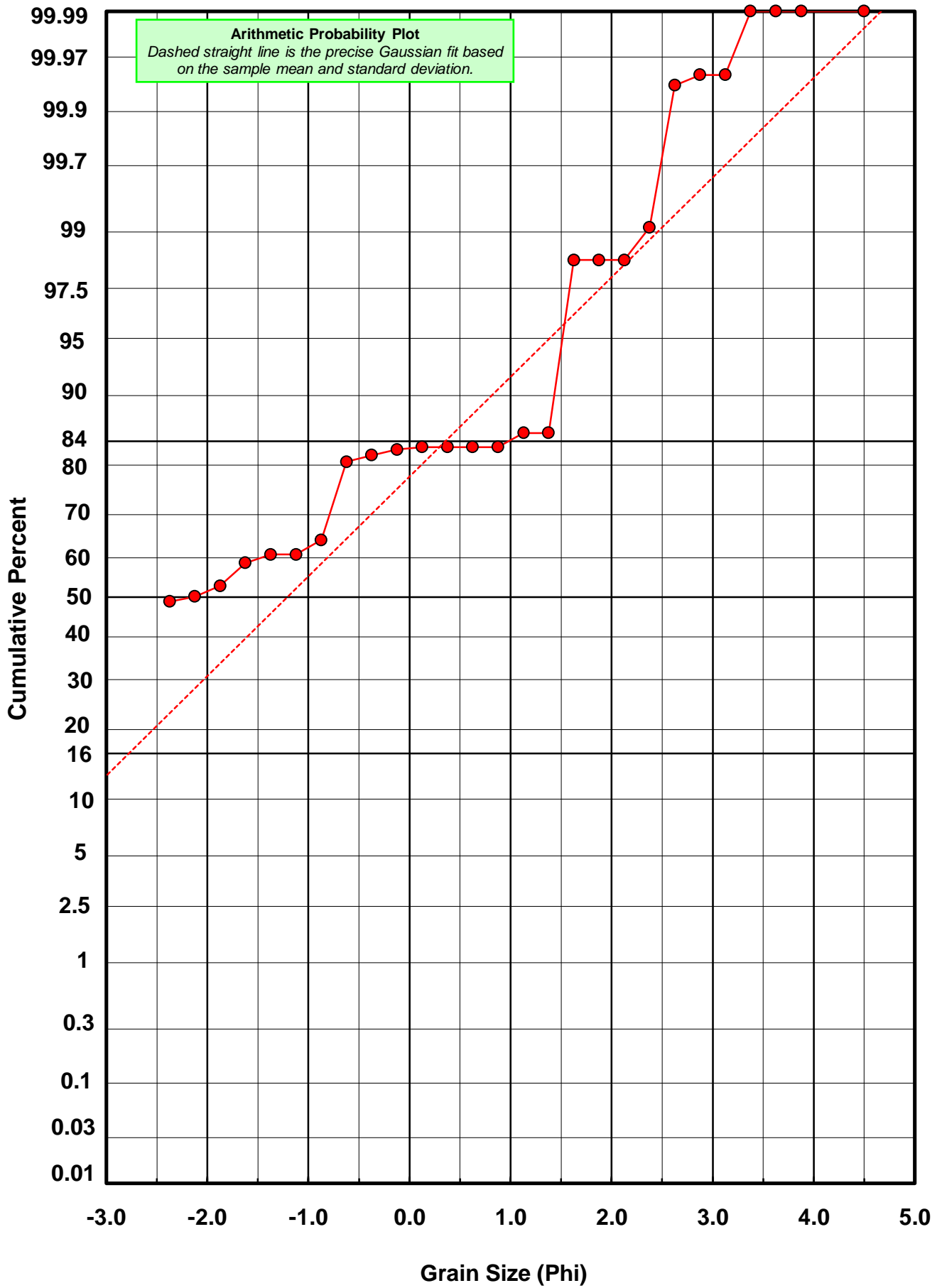
* RARD = reciprocal absolute relative dispersion (see below)

Statistical Explanation	
Calculations based on the Method of Moments	
Skewness: 3rd Stand. Moment; Exact Gaussian = 0.0	
Kurtosis: 4th Stand. Moment; Exact Gaussian = 3.0	
For Further Explanation, See Basille et al. 2002	
Millimeter data calculated by $mm = 2^{-(\phi)}$	

Reciprocal Absolute Relative Dispersion (RARD) Scale	
< 0.5	Excellent homogeneity (e.g., beaches)
0.5 to 1.0	Good homogeneity
1.0 to 1.33	Fair homogeneity
> 1.33	Poor homogeneity (e.g., glacial)



BY-06-BB



Post-Digestion Grain Size Distribution

Onshore Grab Sample

Sample: BY-06-BB

Total Digested Mass: 52.252 grams

% Silica: 87.6 %

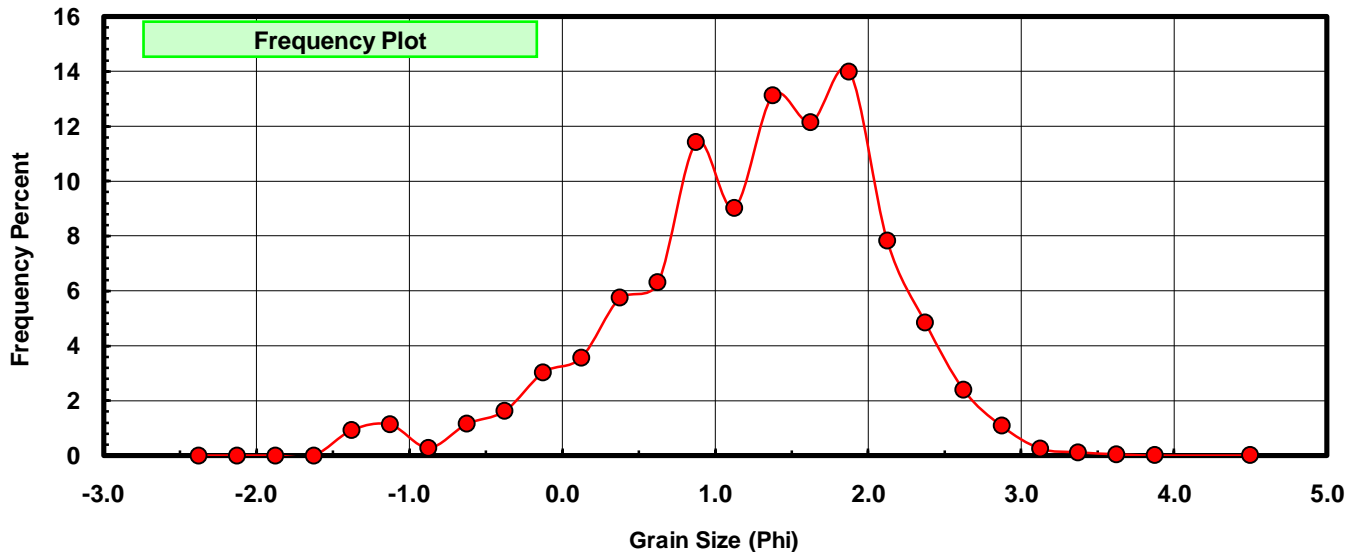
Sieve Size (phi)	Sieve Midpt (phi)	Weight (grams)	Freq Weight %	Cumulative Weight %
-2.25	-2.375	0.000	0.000	0.000
-2.00	-2.125	0.000	0.000	0.000
-1.75	-1.875	0.000	0.000	0.000
-1.50	-1.625	0.000	0.000	0.000
-1.25	-1.375	0.487	0.932	0.932
-1.00	-1.125	0.588	1.125	2.057
-0.75	-0.875	0.146	0.279	2.337
-0.50	-0.625	0.603	1.154	3.491
-0.25	-0.375	0.850	1.627	5.118
0.00	-0.125	1.582	3.028	8.145
0.25	0.125	1.863	3.565	11.711
0.50	0.375	3.000	5.741	17.452
0.75	0.625	3.293	6.302	23.754
1.00	0.875	5.961	11.408	35.162
1.25	1.125	4.712	9.018	44.180
1.50	1.375	6.849	13.108	57.288
1.75	1.625	6.347	12.147	69.435
2.00	1.875	7.306	13.982	83.417
2.25	2.125	4.092	7.831	91.248
2.50	2.375	2.528	4.838	96.086
2.75	2.625	1.249	2.390	98.477
3.00	2.875	0.567	1.085	99.562
3.25	3.125	0.133	0.255	99.816
3.50	3.375	0.061	0.117	99.933
3.75	3.625	0.024	0.046	99.979
4.00	3.875	0.006	0.011	99.990
5.00	4.500	0.005	0.010	100.000

Statistical Results			
Mean:	1.2511	phi	(0.4201 mm)
Standard Dev:	0.8446	phi-units	(0.5569 mm)
Skewness:	-0.6321	dimensionless	
Kurtosis:	3.4475	dimensionless	
5th Moment:	-5.3823	dimensionless	
6th Moment:	20.7979	dimensionless	
RARD *	0.6750	dimensionless	
Median	1.2360	phi	(0.4245 mm)

* RARD = reciprocal absolute relative dispersion (see below)

Statistical Explanation	
Calculations based on the Method of Moments	
Skewness: 3rd Stand. Moment; Exact Gaussian = 0.0	
Kurtosis: 4th Stand. Moment; Exact Gaussian = 3.0	
For Further Explanation, See Basille et al. 2002	
Millimeter data calculated by $mm = 2^{-(\phi)}$	

Reciprocal Absolute Relative Dispersion (RARD) Scale	
< 0.5	Excellent homogeneity (e.g., beaches)
0.5 to 1.0	Good homogeneity
1.0 to 1.33	Fair homogeneity
> 1.33	Poor homogeneity (e.g., glacial)



BY-06-BB

