

Onshore Grab Sample

Sample: BY-01-BB
Sample Taken By: D. Phelps
Sample Collected On: 2/15/11
Splits? N/A

County: Bay
Latitude: 30° 15' 50.8" N
Longitude: 85° 58' 58" W
Datum: WGS 84
Surf. Elev: N/A
Datum: N/A

Fine Data Summary

Total Sample Weight 56.549 grams
Total Fines in Sample 0.027 grams
Total Percent Fines 0.05 %

Dry Sieving Summary

Total Sample Weight 57.014 grams
Total Digested Weight 51.576 grams
Total Carbonate Weight 5.438 grams
Total Silica % 90.46 %
Total Carbonate % 9.54 %
Carbonate/Silica Ratio 0.105

General Comments:

None

Description

Worked By: M. Ladle

Pre-Digestion Grain Size Distribution

Onshore Grab Sample

Sample: BY-01-BB

Total Sample Mass: 57.014 grams

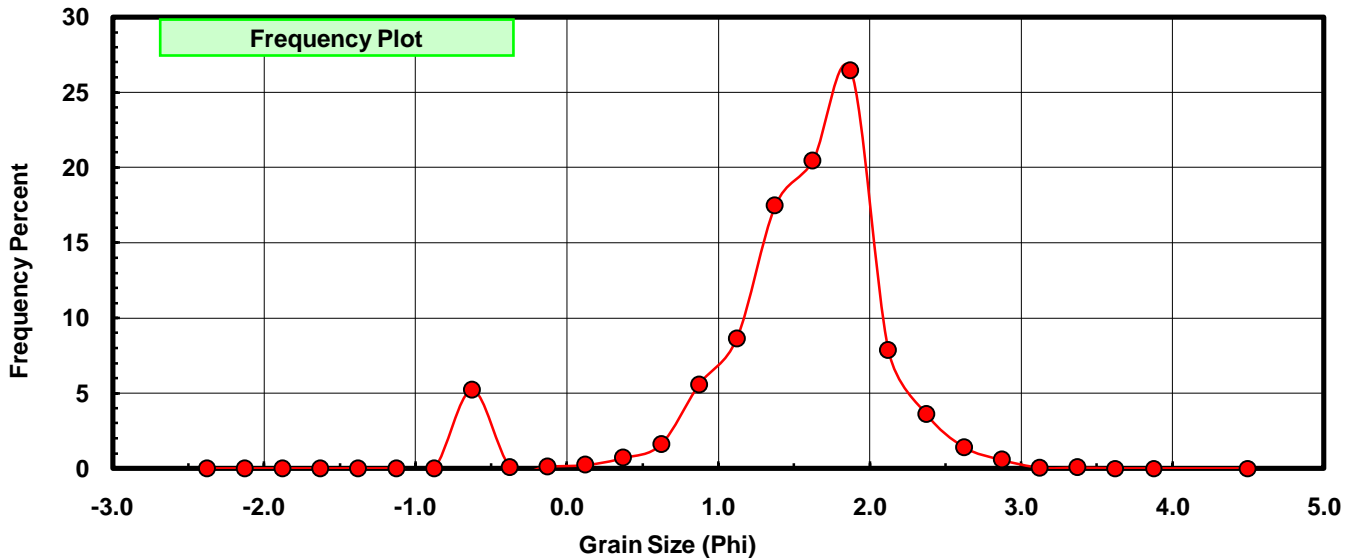
Sieve Size (phi)	Sieve Midpt (phi)	Weight (grams)	Freq Weight %	Cumulative Weight %
-2.25	-2.375	0.000	0.000	0.000
-2.00	-2.125	0.000	0.000	0.000
-1.75	-1.875	0.000	0.000	0.000
-1.50	-1.625	0.000	0.000	0.000
-1.25	-1.375	0.000	0.000	0.000
-1.00	-1.125	0.000	0.000	0.000
-0.75	-0.875	0.000	0.000	0.000
-0.50	-0.625	2.970	5.209	5.209
-0.25	-0.375	0.043	0.075	5.285
0.00	-0.125	0.063	0.110	5.395
0.25	0.125	0.133	0.233	5.628
0.50	0.375	0.400	0.702	6.330
0.75	0.625	0.915	1.605	7.935
1.00	0.875	3.171	5.562	13.497
1.25	1.125	4.922	8.633	22.130
1.50	1.375	9.949	17.450	39.580
1.75	1.625	11.662	20.455	60.034
2.00	1.875	15.087	26.462	86.496
2.25	2.125	4.469	7.838	94.335
2.50	2.375	2.054	3.603	97.937
2.75	2.625	0.801	1.405	99.342
3.00	2.875	0.323	0.567	99.909
3.25	3.125	0.021	0.037	99.946
3.50	3.375	0.028	0.049	99.995
3.75	3.625	0.001	0.002	99.996
4.00	3.875	0.001	0.002	99.998
5.00	4.50	0.001	0.002	100.000

Statistical Results			
Mean:	1.5026	phi	(0.3529 mm)
Standard Dev:	0.6640	phi-units	(0.6311 mm)
Skewness:	-1.6001	dimensionless	
Kurtosis:	6.3651	dimensionless	
5th Moment:	-17.6552	dimensionless	
6th Moment:	60.1048	dimensionless	
RARD *	0.4419	dimensionless	
Median	1.5024	phi	(0.353 mm)

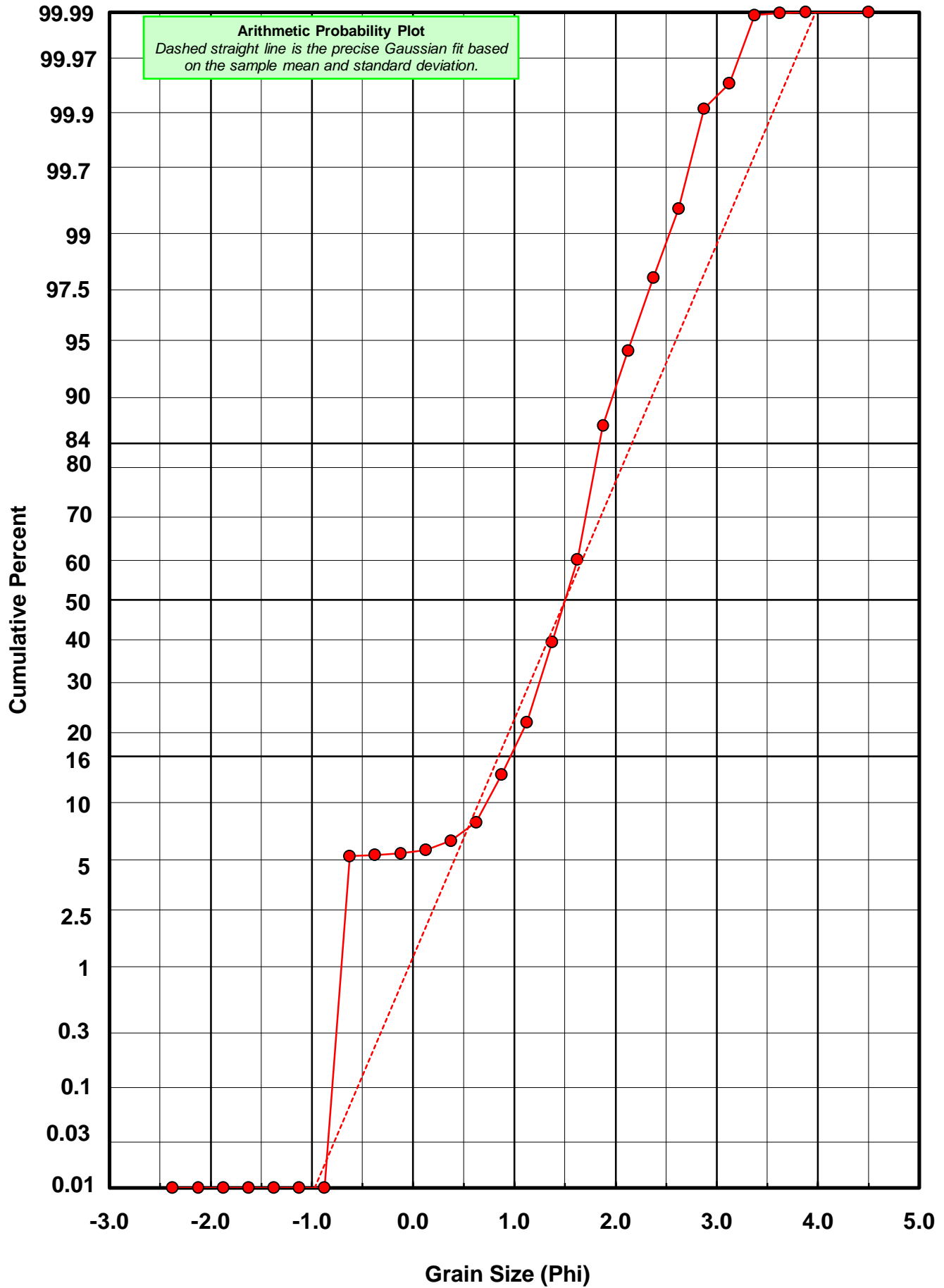
* RARD = reciprocal absolute relative dispersion (see below)

Statistical Explanation	
Calculations based on the Method of Moments	
Skewness: 3rd Stand. Moment; Exact Gaussian = 0.0	
Kurtosis: 4th Stand. Moment; Exact Gaussian = 3.0	
For Further Explanation, See Basille et al. 2002	
Millimeter data calculated by $mm = 2^{(-\phi)}$	

Reciprocal Absolute Relative Dispersion (RARD) Scale	
< 0.5	Excellent homogeneity (e.g., beaches)
0.5 to 1.0	Good homogeneity
1.0 to 1.33	Fair homogeneity
> 1.33	Poor homogeneity (e.g., glacial)



BY-01-BB



Carbonate Grain Size Distribution

Onshore Grab Sample

Sample: BY-01-BB

Total Carbonate Mass: 7.593 grams

% Carbonate: 9.5 %

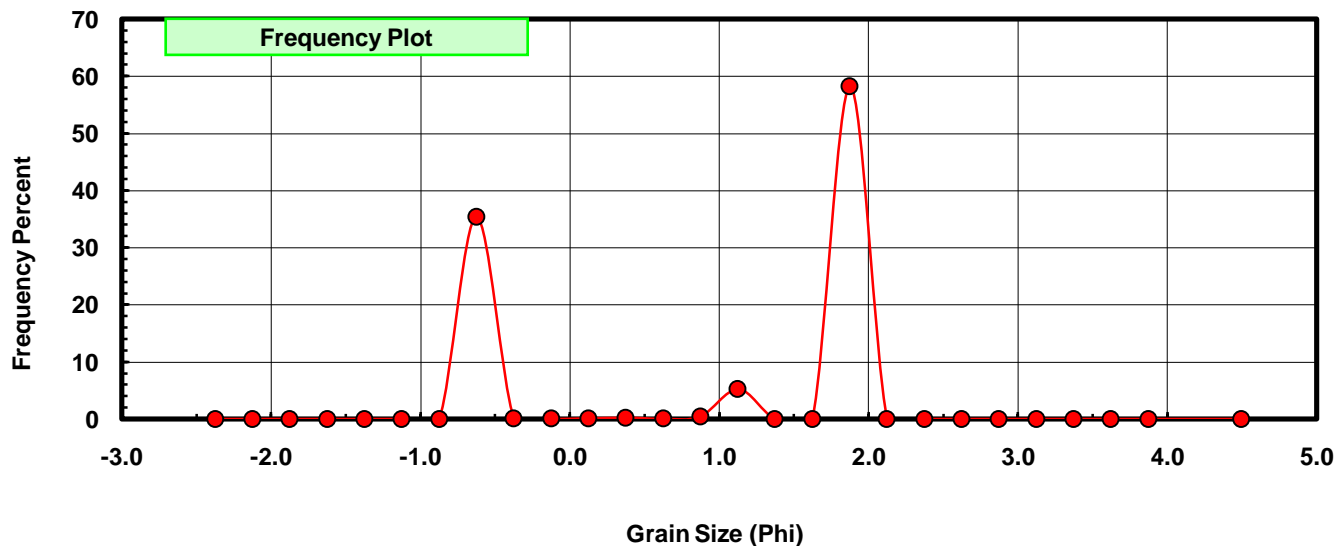
Sieve Size (phi)	Sieve Midpt (phi)	Weight (grams)	Freq Weight %	Cumulative Weight %
-2.25	-2.375	0.000	0.000	0.000
-2.00	-2.125	0.000	0.000	0.000
-1.75	-1.875	0.000	0.000	0.000
-1.50	-1.625	0.000	0.000	0.000
-1.25	-1.375	0.000	0.000	0.000
-1.00	-1.125	0.000	0.000	0.000
-0.75	-0.875	0.000	0.000	0.000
-0.50	-0.625	2.687	35.388	35.388
-0.25	-0.375	0.006	0.079	35.467
0.00	-0.125	0.005	0.066	35.533
0.25	0.125	0.009	0.119	35.651
0.50	0.375	0.020	0.263	35.915
0.75	0.625	0.005	0.066	35.981
1.00	0.875	0.037	0.487	36.468
1.25	1.125	0.401	5.281	41.749
1.50	1.375	0.000	0.000	41.749
1.75	1.625	0.000	0.000	41.749
2.00	1.875	4.423	58.251	100.000
2.25	2.125	0.000	0.000	100.000
2.50	2.375	0.000	0.000	100.000
2.75	2.625	0.000	0.000	100.000
3.00	2.875	0.000	0.000	100.000
3.25	3.125	0.000	0.000	100.000
3.50	3.375	0.000	0.000	100.000
3.75	3.625	0.000	0.000	100.000
4.00	3.875	0.000	0.000	100.000
5.00	4.500	0.000	0.000	100.000

Statistical Results			
Mean:	0.9359	phi	(0.5227 mm)
Standard Dev:	1.2614	phi-units	(0.4171 mm)
Skewness:	-0.4973	dimensionless	
Kurtosis:	1.1635	dimensionless	
5th Moment:	-1.0305	dimensionless	
6th Moment:	1.5789	dimensionless	
RARD *	1.3478	dimensionless	
Median	1.6604	phi	(0.3163 mm)

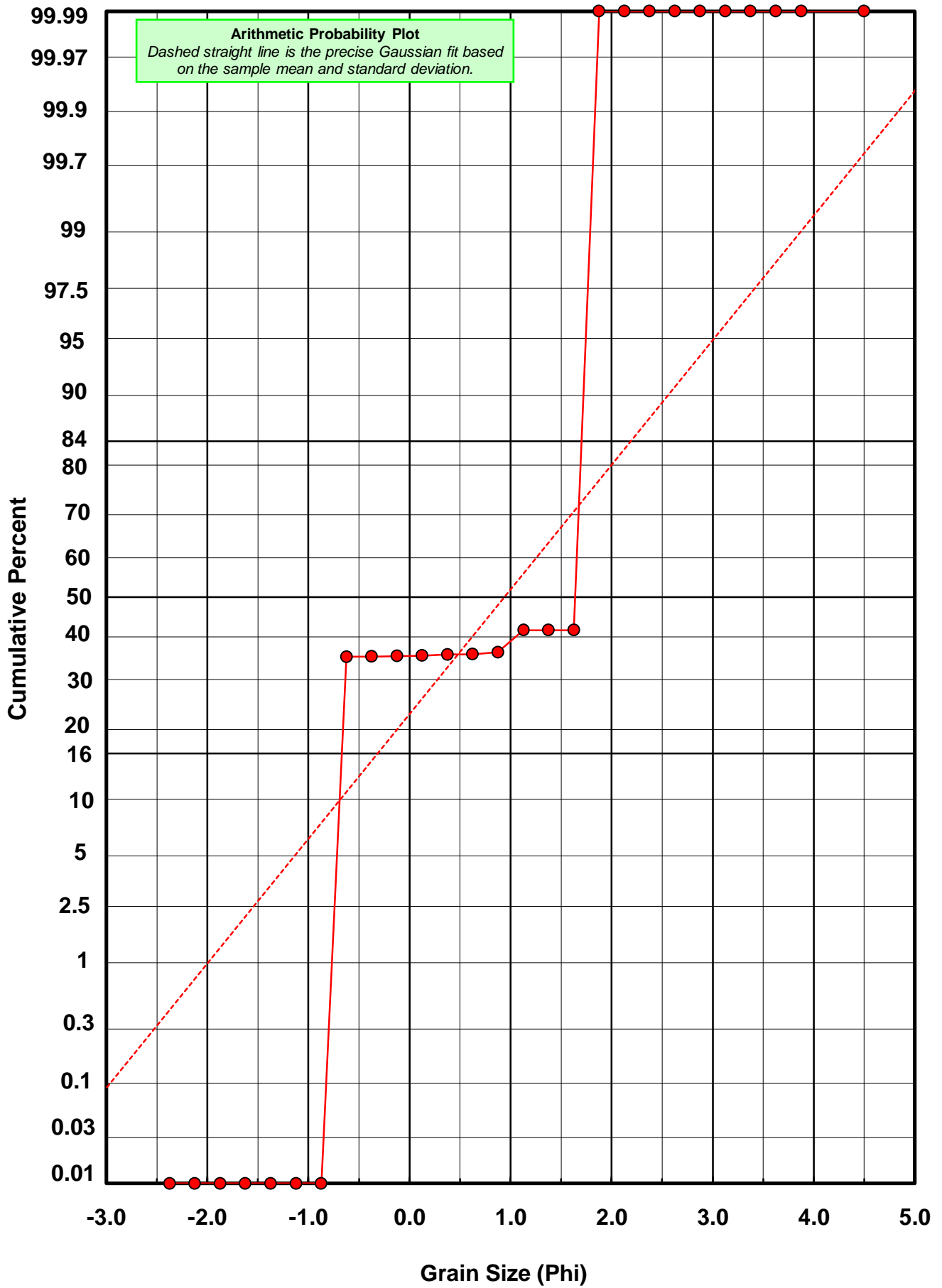
* RARD = reciprocal absolute relative dispersion (see below)

Statistical Explanation	
Calculations based on the Method of Moments	
Skewness: 3rd Stand. Moment; Exact Gaussian = 0.0	
Kurtosis: 4th Stand. Moment; Exact Gaussian = 3.0	
For Further Explanation, See Basille et al. 2002	
Millimeter data calculated by $mm = 2^{-(\phi)}$	

Reciprocal Absolute Relative Dispersion (RARD) Scale	
< 0.5	Excellent homogeneity (e.g., beaches)
0.5 to 1.0	Good homogeneity
1.0 to 1.33	Fair homogeneity
> 1.33	Poor homogeneity (e.g., glacial)



BY-01-BB



Post-Digestion Grain Size Distribution

Onshore Grab Sample

Sample: BY-01-BB

Total Digested Mass: 51.576 grams

% Silica: 90.5 %

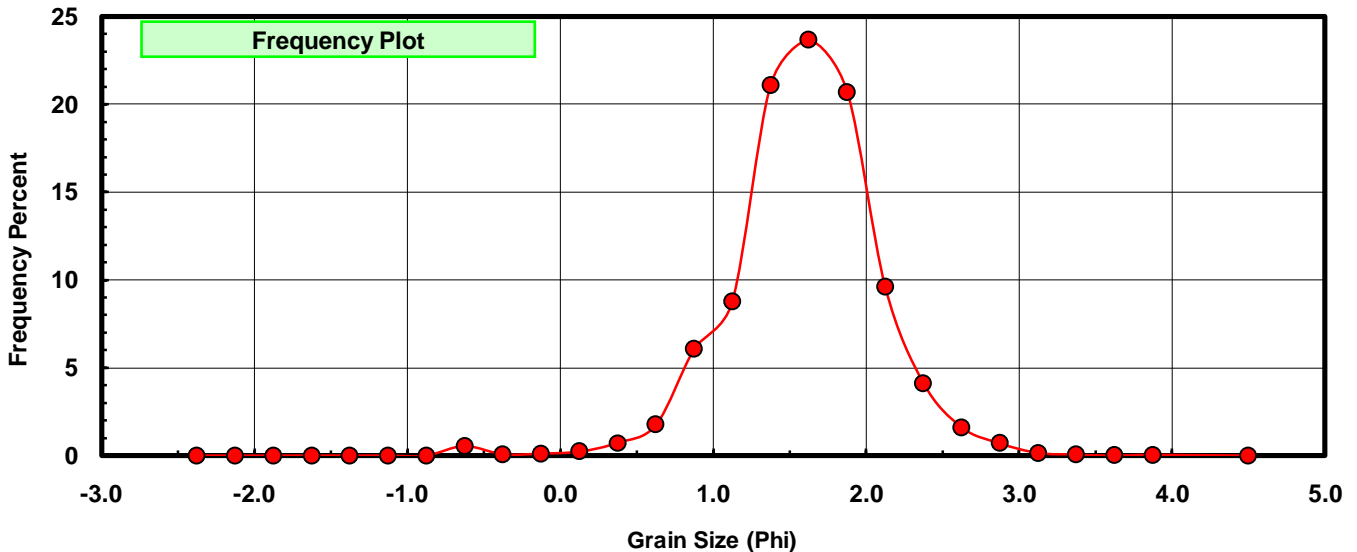
Sieve Size (phi)	Sieve Midpt (phi)	Weight (grams)	Freq Weight %	Cumulative Weight %
-2.25	-2.375	0.000	0.000	0.000
-2.00	-2.125	0.000	0.000	0.000
-1.75	-1.875	0.000	0.000	0.000
-1.50	-1.625	0.000	0.000	0.000
-1.25	-1.375	0.000	0.000	0.000
-1.00	-1.125	0.000	0.000	0.000
-0.75	-0.875	0.000	0.000	0.000
-0.50	-0.625	0.283	0.549	0.549
-0.25	-0.375	0.037	0.072	0.620
0.00	-0.125	0.058	0.112	0.733
0.25	0.125	0.124	0.240	0.973
0.50	0.375	0.380	0.737	1.710
0.75	0.625	0.910	1.764	3.474
1.00	0.875	3.134	6.076	9.551
1.25	1.125	4.521	8.766	18.317
1.50	1.375	10.870	21.076	39.392
1.75	1.625	12.195	23.645	63.037
2.00	1.875	10.664	20.676	83.713
2.25	2.125	4.962	9.621	93.334
2.50	2.375	2.123	4.116	97.450
2.75	2.625	0.824	1.598	99.048
3.00	2.875	0.367	0.712	99.760
3.25	3.125	0.071	0.138	99.897
3.50	3.375	0.028	0.054	99.952
3.75	3.625	0.005	0.010	99.961
4.00	3.875	0.017	0.033	99.994
5.00	4.500	0.003	0.006	100.000

Statistical Results			
Mean:	1.5964	phi	(0.3307 mm)
Standard Dev:	0.4860	phi-units	(0.714 mm)
Skewness:	-0.5189	dimensionless	
Kurtosis:	5.6183	dimensionless	
5th Moment:	-10.7354	dimensionless	
6th Moment:	76.4331	dimensionless	
RARD *	0.3044	dimensionless	
Median	1.4872	phi	(0.3567 mm)

* RARD = reciprocal absolute relative dispersion (see below)

Statistical Explanation	
Calculations based on the Method of Moments	
Skewness: 3rd Stand. Moment; Exact Gaussian = 0.0	
Kurtosis: 4th Stand. Moment; Exact Gaussian = 3.0	
For Further Explanation, See Basille et al. 2002	
Millimeter data calculated by $mm = 2^{-(\phi)}$	

Reciprocal Absolute Relative Dispersion (RARD) Scale	
< 0.5	Excellent homogeneity (e.g., beaches)
0.5 to 1.0	Good homogeneity
1.0 to 1.33	Fair homogeneity
> 1.33	Poor homogeneity (e.g., glacial)



BY-01-BB

