

Onshore Grab Sample

Sample: PB-41-BB
Sample Taken By: D. Phelps
Sample Collected On: 1/8/09
Splits? N/A

County: Palm Beach
Latitude: 26° 23' 21.7"
Longitude: 80° 03' 59.0"
Datum: WGS 84
Surf. Elev: N/A
Datum: N/A

Fine Data Summary

Total Sample Weight 58.906 grams
Total Fines in Sample 0.081 grams
Total Percent Fines 0.14 %

Dry Sieving Summary

Total Sample Weight 58.815 grams
Total Digested Weight 28.716 grams
Total Carbonate Weight 30.099 grams
Total Silica % 48.82 %
Total Carbonate % 51.18 %
Carbonate/Silica Ratio 1.048

General Comments:

None

Description

Worked By: M. Ladle

Pre-Digestion Grain Size Distribution

Onshore Grab Sample

Sample: PB-41-BB

Total Sample Mass: 58.815 grams

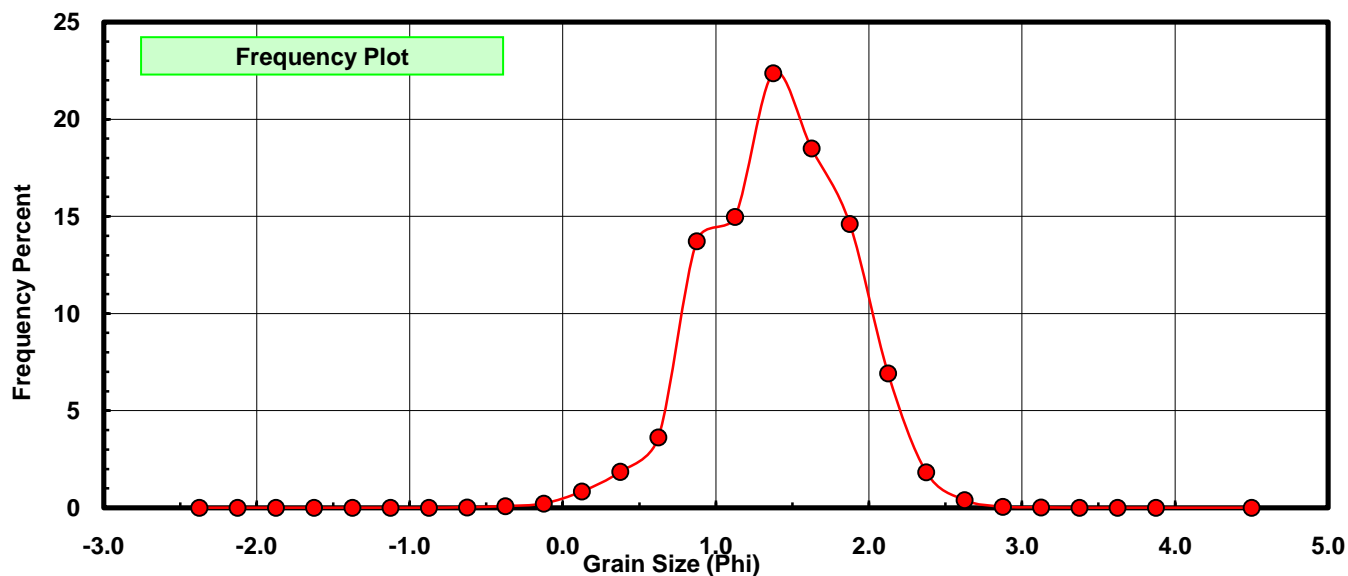
Sieve Size (phi)	Sieve Midpt (phi)	Weight (grams)	Freq Weight %	Cumulative Weight %
-2.25	-2.375	0.000	0.000	0.000
-2.00	-2.125	0.000	0.000	0.000
-1.75	-1.875	0.000	0.000	0.000
-1.50	-1.625	0.000	0.000	0.000
-1.25	-1.375	0.000	0.000	0.000
-1.00	-1.125	0.000	0.000	0.000
-0.75	-0.875	0.000	0.000	0.000
-0.50	-0.625	0.013	0.022	0.022
-0.25	-0.375	0.049	0.083	0.105
0.00	-0.125	0.127	0.216	0.321
0.25	0.125	0.493	0.838	1.160
0.50	0.375	1.089	1.852	3.011
0.75	0.625	2.132	3.625	6.636
1.00	0.875	8.068	13.718	20.354
1.25	1.125	8.800	14.962	35.316
1.50	1.375	13.152	22.362	57.677
1.75	1.625	10.880	18.499	76.176
2.00	1.875	8.593	14.610	90.786
2.25	2.125	4.070	6.920	97.706
2.50	2.375	1.075	1.828	99.534
2.75	2.625	0.231	0.393	99.927
3.00	2.875	0.032	0.054	99.981
3.25	3.125	0.011	0.019	100.000
3.50	3.375	0.000	0.000	100.000
3.75	3.625	0.000	0.000	100.000
4.00	3.875	0.000	0.000	100.000
5.00	4.50	0.000	0.000	100.000

Statistical Results			
Mean:	1.4032	phi	(0.3781 mm)
Standard Dev:	0.4692	phi-units	(0.7224 mm)
Skewness:	-0.2206	dimensionless	
Kurtosis:	3.0972	dimensionless	
5th Moment:	-2.5207	dimensionless	
6th Moment:	18.0339	dimensionless	
RARD *	0.3343	dimensionless	
Median	1.2892	phi	(0.4092 mm)

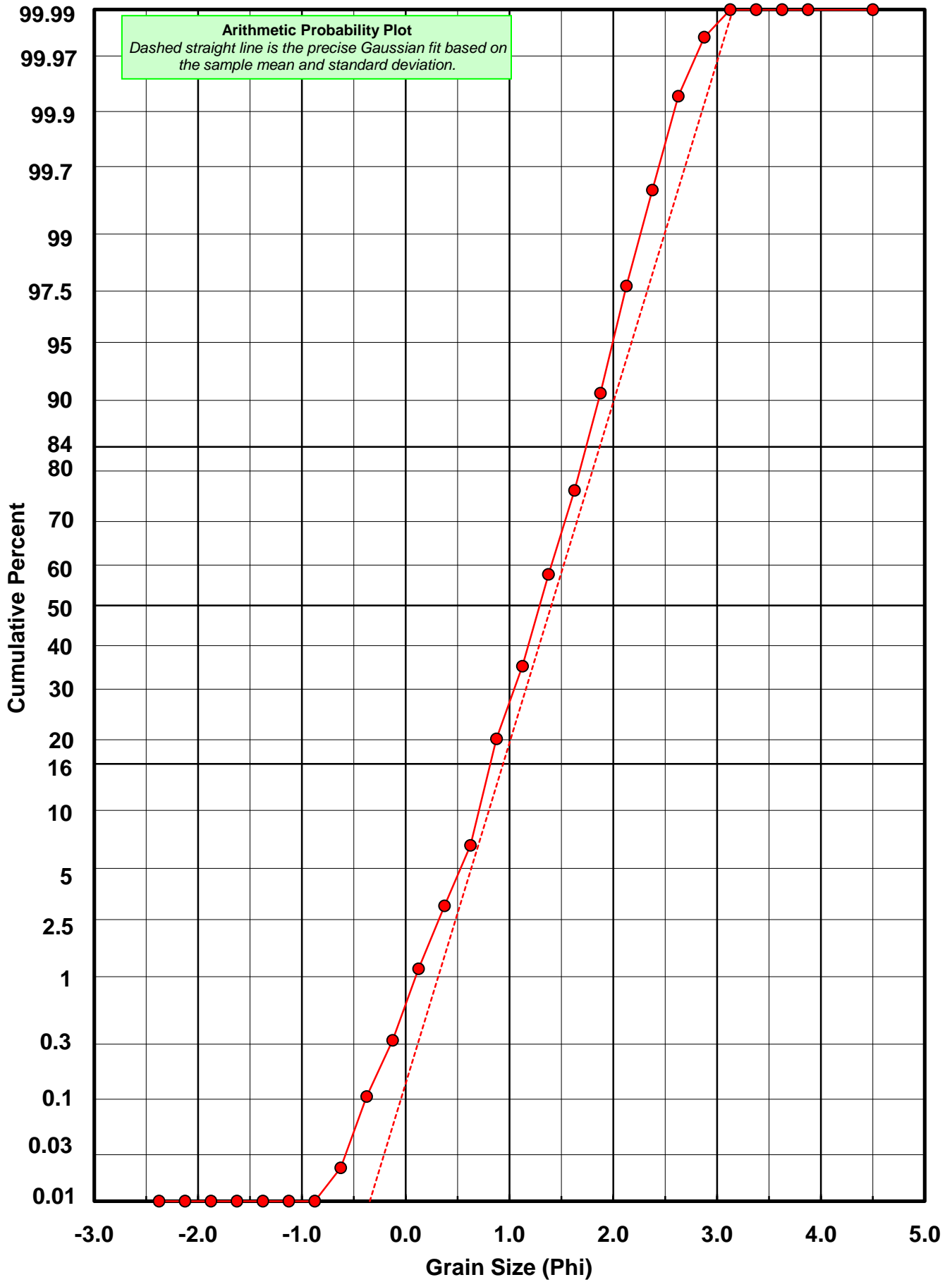
* RARD = reciprocal absolute relative dispersion (see below)

Statistical Explanation	
Calculations based on the Method of Moments	
Skewness: 3rd Stand. Moment; Exact Gaussian = 0.0	
Kurtosis: 4th Stand. Moment; Exact Gaussian = 3.0	
For Further Explanation, See Basille et al. 2002	
Millimeter data calculated by $mm = 2^{(-\phi)}$	

Reciprocal Absolute Relative Dispersion (RARD) Scale	
< 0.5	Excellent homogeneity (e.g., beaches)
0.5 to 1.0	Good homogeneity
1.0 to 1.33	Fair homogeneity
> 1.33	Poor homogeneity (e.g., glacial)



PB-41-BB



Carbonate Grain Size Distribution

Onshore Grab Sample

Sample: PB-41-BB

Total Carbonate Mass: 30.148 grams

% Carbonate: 51.2 %

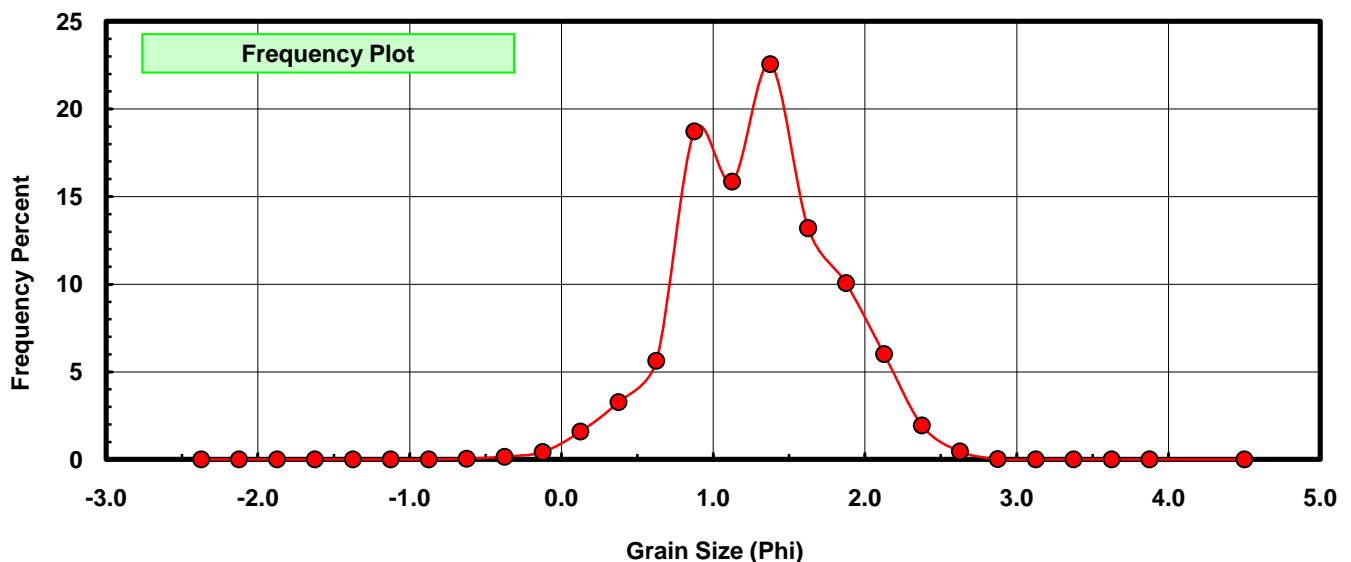
Sieve Size (phi)	Sieve Midpt (phi)	Weight (grams)	Freq Weight %	Cumulative Weight %
-2.25	-2.375	0.000	0.000	0.000
-2.00	-2.125	0.000	0.000	0.000
-1.75	-1.875	0.000	0.000	0.000
-1.50	-1.625	0.000	0.000	0.000
-1.25	-1.375	0.000	0.000	0.000
-1.00	-1.125	0.000	0.000	0.000
-0.75	-0.875	0.000	0.000	0.000
-0.50	-0.625	0.013	0.043	0.043
-0.25	-0.375	0.049	0.163	0.206
0.00	-0.125	0.127	0.421	0.627
0.25	0.125	0.480	1.592	2.219
0.50	0.375	0.988	3.277	5.496
0.75	0.625	1.699	5.636	11.132
1.00	0.875	5.645	18.724	29.856
1.25	1.125	4.783	15.865	45.721
1.50	1.375	6.802	22.562	68.283
1.75	1.625	3.980	13.202	81.485
2.00	1.875	3.034	10.064	91.548
2.25	2.125	1.815	6.020	97.569
2.50	2.375	0.587	1.947	99.516
2.75	2.625	0.138	0.458	99.973
3.00	2.875	0.008	0.027	100.000
3.25	3.125	0.000	0.000	100.000
3.50	3.375	0.000	0.000	100.000
3.75	3.625	0.000	0.000	100.000
4.00	3.875	0.000	0.000	100.000
5.00	4.500	0.000	0.000	100.000

Statistical Results			
Mean:	1.2908	phi	(0.4087 mm)
Standard Dev:	0.5082	phi-units	(0.7031 mm)
Skewness:	-0.0545	dimensionless	
Kurtosis:	2.9489	dimensionless	
5th Moment:	-1.1654	dimensionless	
6th Moment:	14.4926	dimensionless	
RARD *	0.3937	dimensionless	
Median	1.1724	phi	(0.4437 mm)

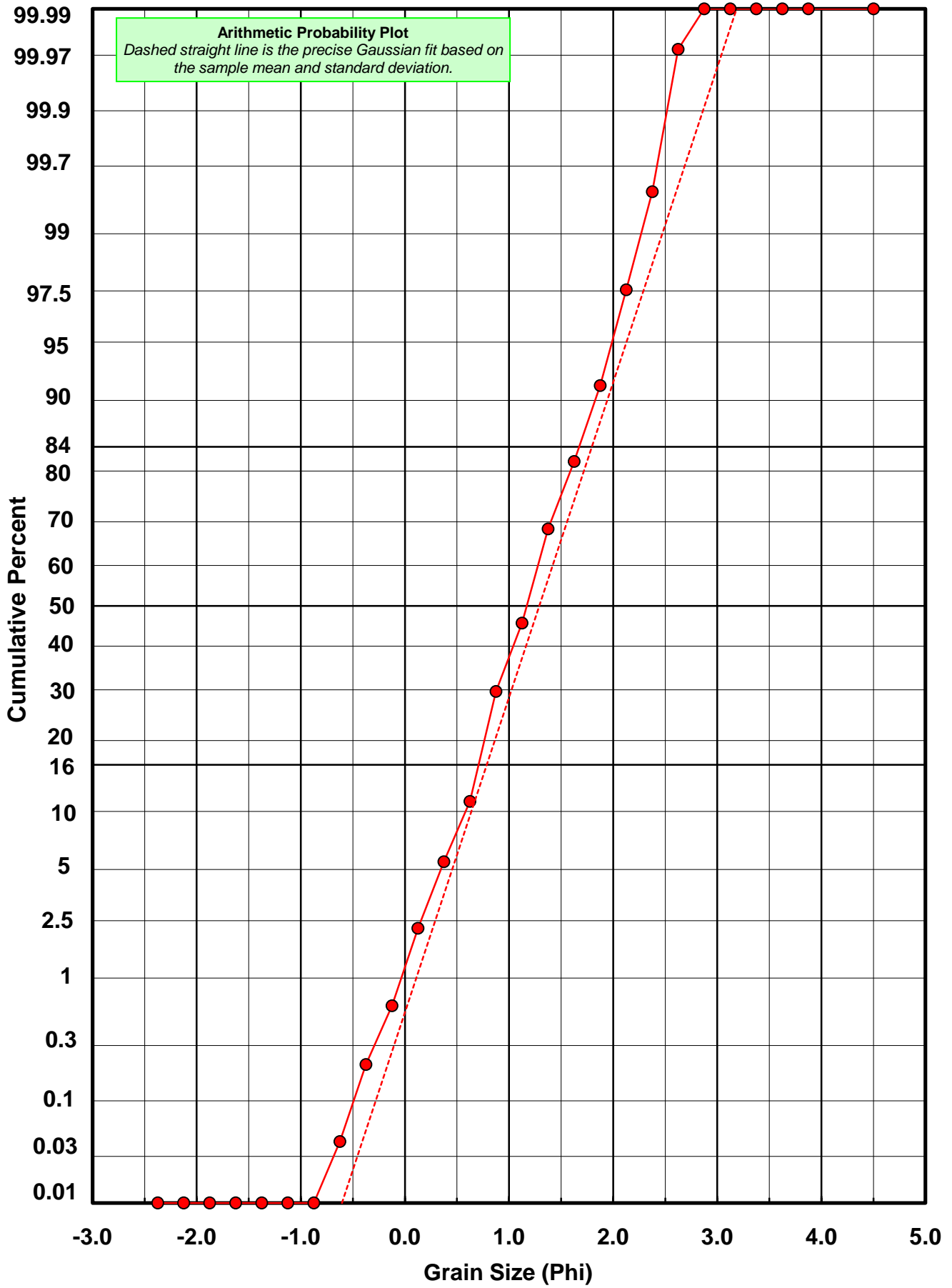
* RARD = reciprocal absolute relative dispersion (see below)

Statistical Explanation	
Calculations based on the Method of Moments	
Skewness: 3rd Stand. Moment; Exact Gaussian = 0.0	
Kurtosis: 4th Stand. Moment; Exact Gaussian = 3.0	
For Further Explanation, See Basille et al. 2002	
Millimeter data calculated by $mm = 2^{(-phi)}$	

Reciprocal Absolute Relative Dispersion (RARD) Scale	
< 0.5	Excellent homogeneity (e.g., beaches)
0.5 to 1.0	Good homogeneity
1.0 to 1.33	Fair homogeneity
> 1.33	Poor homogeneity (e.g., glacial)



PB-41-BB



Post-Digestion Grain Size Distribution

Onshore Grab Sample

Sample: PB-41-BB

Total Digested Mass: 28.716 grams

% Silica: 48.8 %

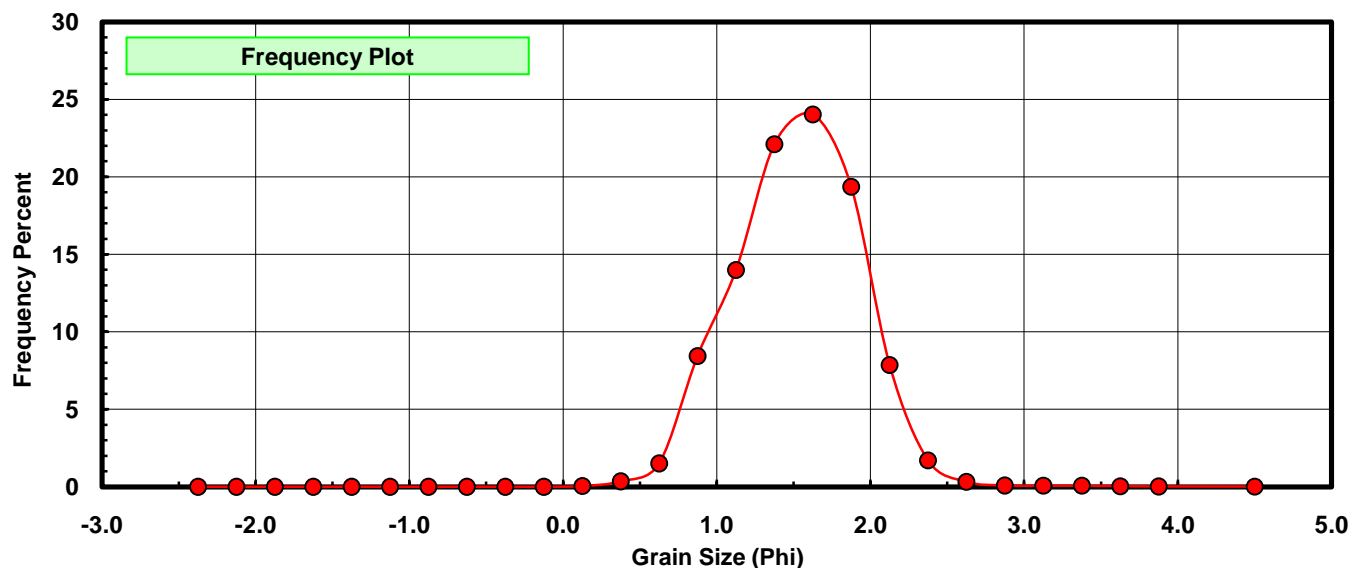
Sieve Size (phi)	Sieve Midpt (phi)	Weight (grams)	Freq Weight %	Cumulative Weight %
-2.25	-2.375	0.000	0.000	0.000
-2.00	-2.125	0.000	0.000	0.000
-1.75	-1.875	0.000	0.000	0.000
-1.50	-1.625	0.000	0.000	0.000
-1.25	-1.375	0.000	0.000	0.000
-1.00	-1.125	0.000	0.000	0.000
-0.75	-0.875	0.000	0.000	0.000
-0.50	-0.625	0.000	0.000	0.000
-0.25	-0.375	0.000	0.000	0.000
0.00	-0.125	0.000	0.000	0.000
0.25	0.125	0.013	0.045	0.045
0.50	0.375	0.101	0.352	0.397
0.75	0.625	0.433	1.508	1.905
1.00	0.875	2.423	8.438	10.343
1.25	1.125	4.017	13.989	24.331
1.50	1.375	6.350	22.113	46.444
1.75	1.625	6.900	24.028	70.473
2.00	1.875	5.559	19.359	89.831
2.25	2.125	2.255	7.853	97.684
2.50	2.375	0.488	1.699	99.384
2.75	2.625	0.093	0.324	99.707
3.00	2.875	0.024	0.084	99.791
3.25	3.125	0.020	0.070	99.861
3.50	3.375	0.019	0.066	99.927
3.75	3.625	0.011	0.038	99.965
4.00	3.875	0.006	0.021	99.986
5.00	4.500	0.004	0.014	100.000

Statistical Results			
Mean:	1.5249	phi	(0.3475 mm)
Standard Dev:	0.4084	phi-units	(0.7535 mm)
Skewness:	0.1351	dimensionless	
Kurtosis:	3.8389	dimensionless	
5th Moment:	7.1824	dimensionless	
6th Moment:	55.9528	dimensionless	
RARD *	0.2678	dimensionless	
Median	1.4120	phi	(0.3758 mm)

* RARD = reciprocal absolute relative dispersion (see below)

Statistical Explanation	
Calculations based on the Method of Moments	
Skewness: 3rd Stand. Moment; Exact Gaussian = 0.0	
Kurtosis: 4th Stand. Moment; Exact Gaussian = 3.0	
For Further Explanation, See Basille et al. 2002	
Millimeter data calculated by $mm = 2^{(-\phi)}$	

Reciprocal Absolute Relative Dispersion (RARD) Scale	
< 0.5	Excellent homogeneity (e.g., beaches)
0.5 to 1.0	Good homogeneity
1.0 to 1.33	Fair homogeneity
> 1.33	Poor homogeneity (e.g., glacial)



PB-41-BB

