

**Onshore Grab Sample**

**Sample:** PB-37-BB  
**Sample Taken By:** D. Phelps  
**Sample Collected On:** 1/8/09  
**Splits?** N/A

**County:** Palm Beach  
**Latitude:** 26° 26' 47.3"  
**Longitude:** 80° 03' 34.1"  
**Datum:** WGS 84  
**Surf. Elev:** N/A  
**Datum:** N/A

**Fine Data Summary**

Total Sample Weight 60.012 grams  
Total Fines in Sample 0.068 grams  
Total Percent Fines 0.11 %

**Dry Sieving Summary**

Total Sample Weight 59.967 grams  
Total Digested Weight 29.984 grams  
Total Carbonate Weight 29.983 grams  
Total Silica % 50.00 %  
Total Carbonate % 50.00 %  
Carbonate/Silica Ratio 1.000

**General Comments:**

None

**Description**

Worked By: M. Ladle

# Pre-Digestion Grain Size Distribution

Onshore Grab Sample

Sample: PB-37-BB

Total Sample Mass: 59.967 grams

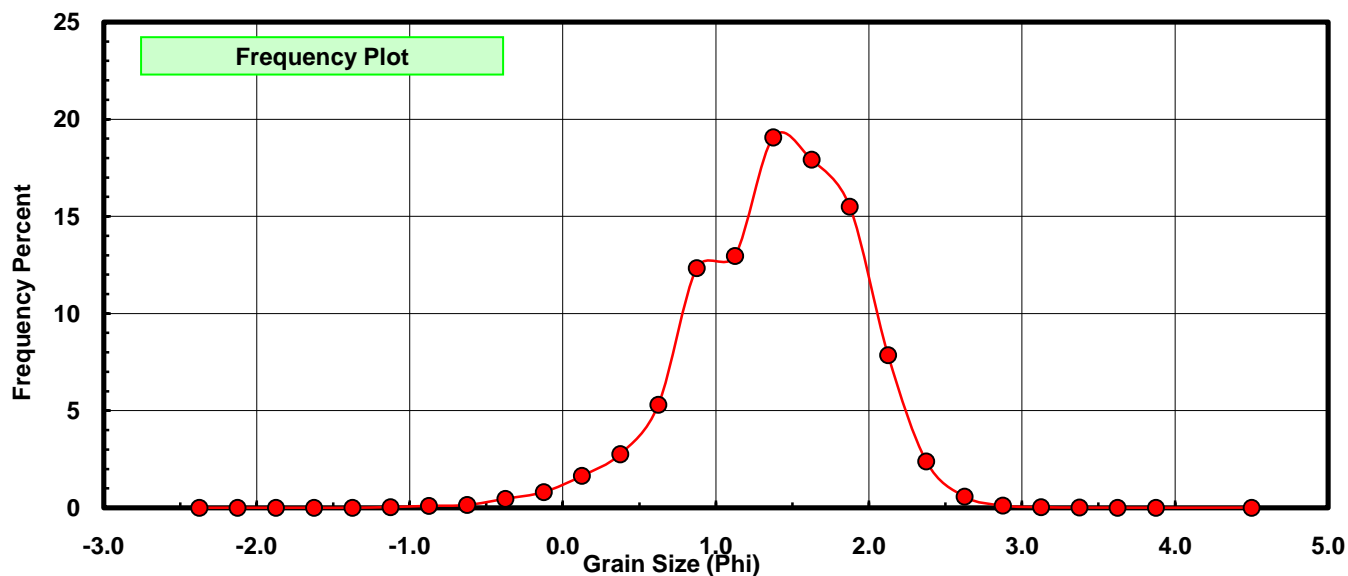
Sieve Size (phi)	Sieve Midpt (phi)	Weight (grams)	Freq Weight %	Cumulative Weight %
-2.25	-2.375	0.000	0.000	0.000
-2.00	-2.125	0.000	0.000	0.000
-1.75	-1.875	0.000	0.000	0.000
-1.50	-1.625	0.000	0.000	0.000
-1.25	-1.375	0.000	0.000	0.000
-1.00	-1.125	0.020	0.033	0.033
-0.75	-0.875	0.058	0.097	0.130
-0.50	-0.625	0.084	0.140	0.270
-0.25	-0.375	0.277	0.462	0.732
0.00	-0.125	0.483	0.805	1.538
0.25	0.125	0.984	1.641	3.178
0.50	0.375	1.654	2.758	5.937
0.75	0.625	3.182	5.306	11.243
1.00	0.875	7.395	12.332	23.575
1.25	1.125	7.774	12.964	36.538
1.50	1.375	11.431	19.062	55.601
1.75	1.625	10.744	17.917	73.517
2.00	1.875	9.296	15.502	89.019
2.25	2.125	4.713	7.859	96.878
2.50	2.375	1.433	2.390	99.268
2.75	2.625	0.342	0.570	99.838
3.00	2.875	0.067	0.112	99.950
3.25	3.125	0.016	0.027	99.977
3.50	3.375	0.006	0.010	99.987
3.75	3.625	0.003	0.005	99.992
4.00	3.875	0.001	0.002	99.993
5.00	4.50	0.004	0.007	100.000

Statistical Results			
Mean:	1.3820	phi	(0.3837 mm)
Standard Dev:	0.5510	phi-units	(0.6826 mm)
Skewness:	-0.5223	dimensionless	
Kurtosis:	3.6463	dimensionless	
5th Moment:	-5.4184	dimensionless	
6th Moment:	28.9105	dimensionless	
RARD *	0.3987	dimensionless	
Median	1.3015	phi	(0.4057 mm)

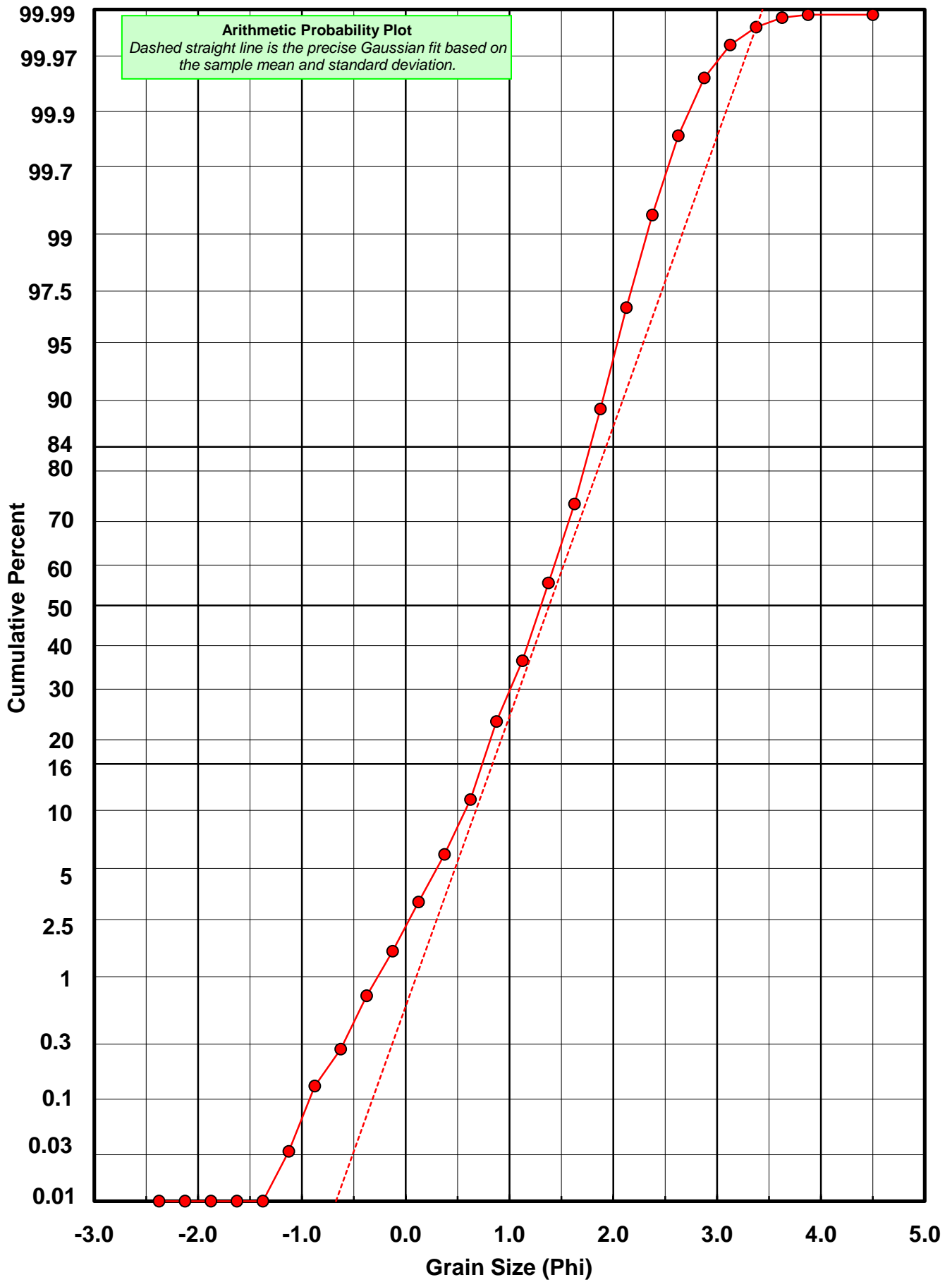
\* RARD = reciprocal absolute relative dispersion (see below)

Statistical Explanation
Calculations based on the Method of Moments
Skewness: 3rd Stand. Moment; Exact Gaussian = 0.0
Kurtosis: 4th Stand. Moment; Exact Gaussian = 3.0
For Further Explanation, See Basille et al. 2002
Millimeter data calculated by $mm = 2^{(-\phi)}$

Reciprocal Absolute Relative Dispersion (RARD) Scale	
< 0.5	Excellent homogeneity (e.g., beaches)
0.5 to 1.0	Good homogeneity
1.0 to 1.33	Fair homogeneity
> 1.33	Poor homogeneity (e.g., glacial)



# PB-37-BB



# Carbonate Grain Size Distribution

Onshore Grab Sample

Sample: PB-37-BB

Total Carbonate Mass: 30.018 grams

% Carbonate: 50.0 %

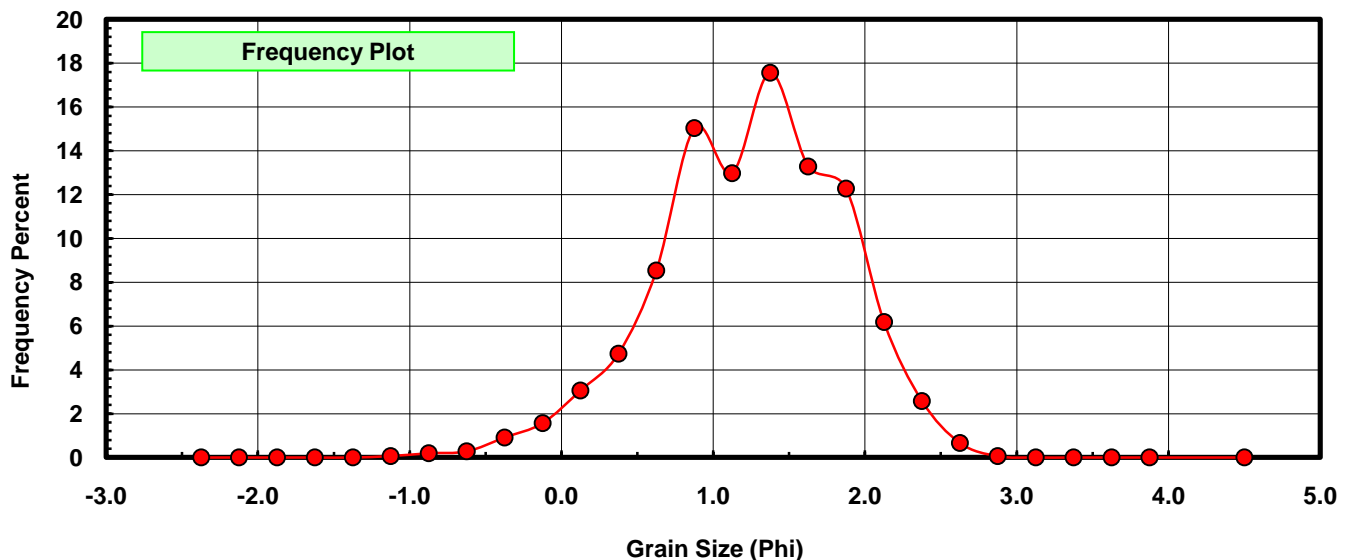
Sieve Size (phi)	Sieve Midpt (phi)	Weight (grams)	Freq Weight %	Cumulative Weight %
-2.25	-2.375	0.000	0.000	0.000
-2.00	-2.125	0.000	0.000	0.000
-1.75	-1.875	0.000	0.000	0.000
-1.50	-1.625	0.000	0.000	0.000
-1.25	-1.375	0.000	0.000	0.000
-1.00	-1.125	0.020	0.067	0.067
-0.75	-0.875	0.058	0.193	0.260
-0.50	-0.625	0.084	0.280	0.540
-0.25	-0.375	0.274	0.913	1.452
0.00	-0.125	0.471	1.569	3.022
0.25	0.125	0.919	3.061	6.083
0.50	0.375	1.422	4.737	10.820
0.75	0.625	2.562	8.535	19.355
1.00	0.875	4.513	15.034	34.389
1.25	1.125	3.898	12.986	47.375
1.50	1.375	5.273	17.566	64.941
1.75	1.625	3.990	13.292	78.233
2.00	1.875	3.685	12.276	90.509
2.25	2.125	1.856	6.183	96.692
2.50	2.375	0.775	2.582	99.274
2.75	2.625	0.200	0.666	99.940
3.00	2.875	0.018	0.060	100.000
3.25	3.125	0.000	0.000	100.000
3.50	3.375	0.000	0.000	100.000
3.75	3.625	0.000	0.000	100.000
4.00	3.875	0.000	0.000	100.000
5.00	4.500	0.000	0.000	100.000

Statistical Results			
Mean:	1.2426	phi	(0.4226 mm)
Standard Dev:	0.6196	phi-units	(0.6508 mm)
Skewness:	-0.3766	dimensionless	
Kurtosis:	3.0322	dimensionless	
5th Moment:	-3.6438	dimensionless	
6th Moment:	16.6565	dimensionless	
RARD *	0.4986	dimensionless	
Median	1.1624	phi	(0.4468 mm)

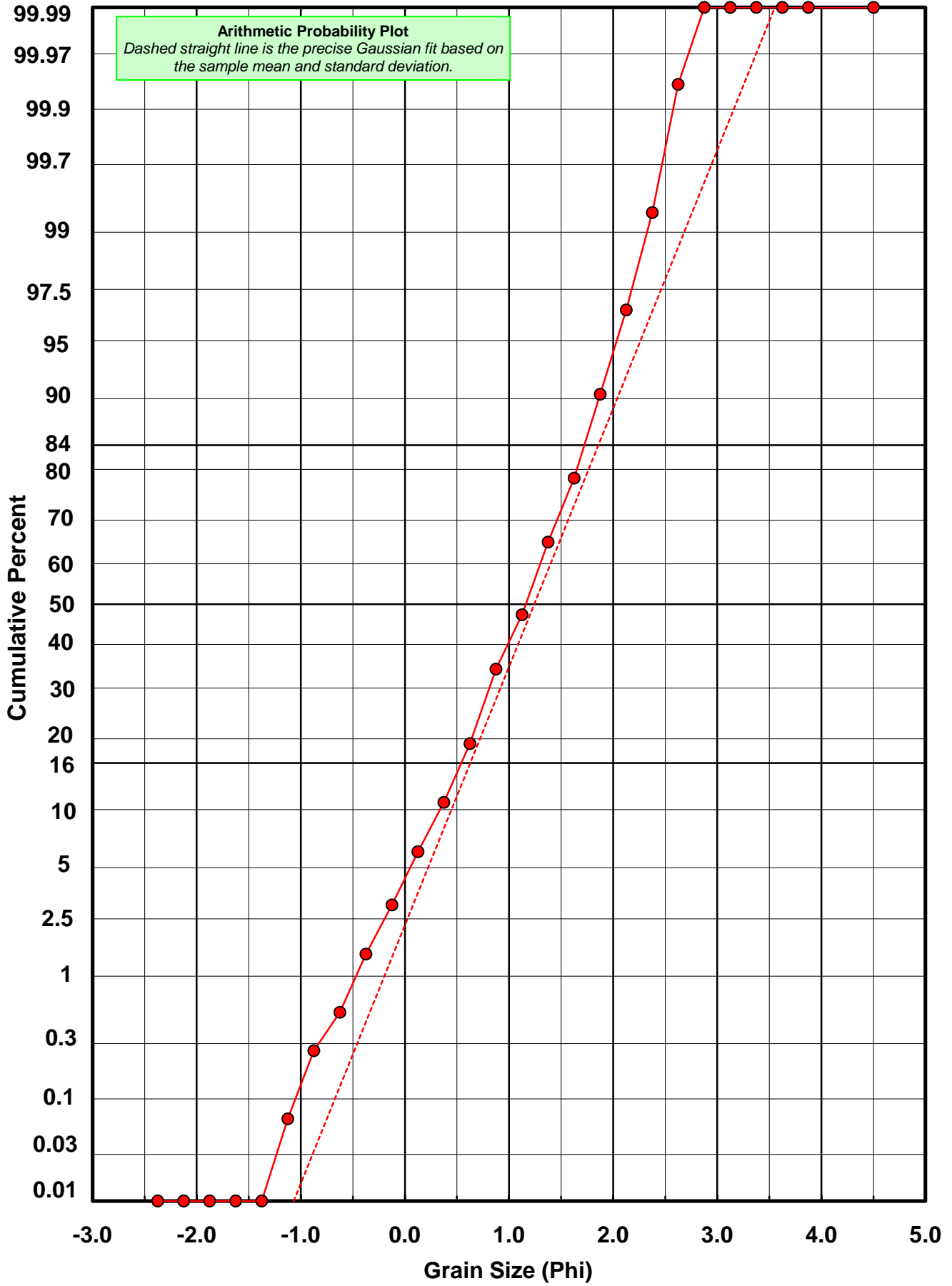
\* RARD = reciprocal absolute relative dispersion (see below)

Statistical Explanation	
Calculations based on the Method of Moments	
Skewness: 3rd Stand. Moment; Exact Gaussian = 0.0	
Kurtosis: 4th Stand. Moment; Exact Gaussian = 3.0	
For Further Explanation, See Basille et al. 2002	
Millimeter data calculated by $mm = 2^{(-phi)}$	

Reciprocal Absolute Relative Dispersion (RARD) Scale	
< 0.5	Excellent homogeneity (e.g., beaches)
0.5 to 1.0	Good homogeneity
1.0 to 1.33	Fair homogeneity
> 1.33	Poor homogeneity (e.g., glacial)



# PB-37-BB



# Post-Digestion Grain Size Distribution

Onshore Grab Sample

Sample: PB-37-BB

Total Digested Mass: 29.984 grams

% Silica: 50.0 %

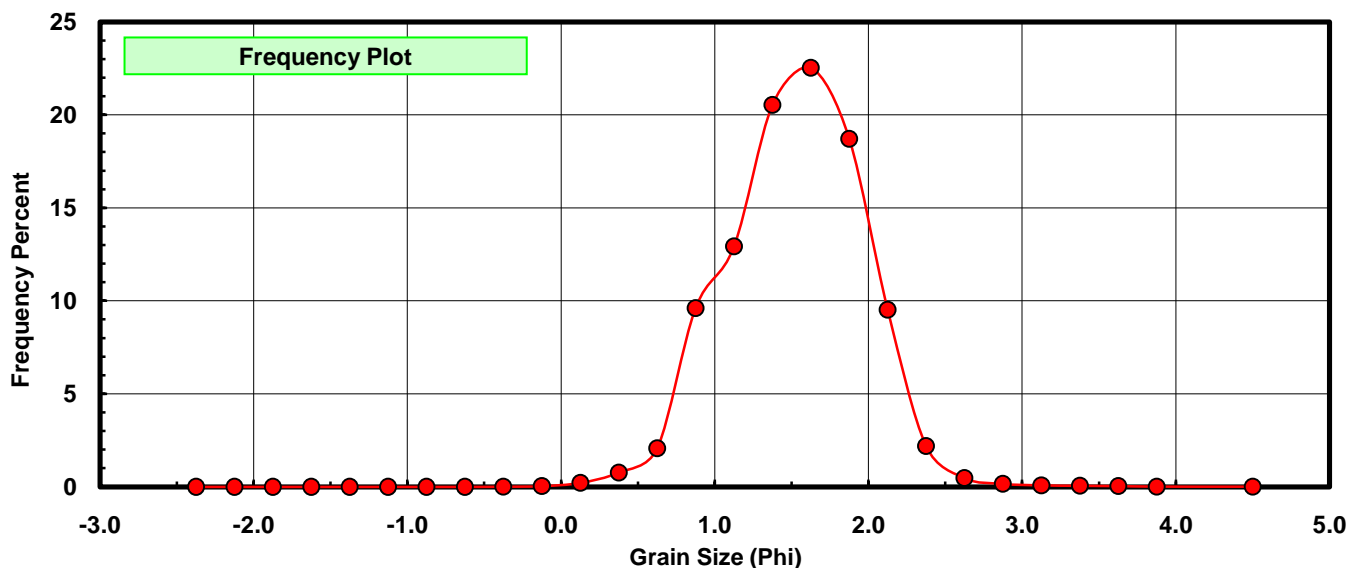
Sieve Size (phi)	Sieve Midpt (phi)	Weight (grams)	Freq Weight %	Cumulative Weight %
-2.25	-2.375	0.000	0.000	0.000
-2.00	-2.125	0.000	0.000	0.000
-1.75	-1.875	0.000	0.000	0.000
-1.50	-1.625	0.000	0.000	0.000
-1.25	-1.375	0.000	0.000	0.000
-1.00	-1.125	0.000	0.000	0.000
-0.75	-0.875	0.000	0.000	0.000
-0.50	-0.625	0.000	0.000	0.000
-0.25	-0.375	0.003	0.010	0.010
0.00	-0.125	0.012	0.040	0.050
0.25	0.125	0.065	0.217	0.267
0.50	0.375	0.232	0.774	1.041
0.75	0.625	0.620	2.068	3.108
1.00	0.875	2.882	9.612	12.720
1.25	1.125	3.876	12.927	25.647
1.50	1.375	6.158	20.538	46.185
1.75	1.625	6.754	22.525	68.710
2.00	1.875	5.611	18.713	87.423
2.25	2.125	2.857	9.528	96.952
2.50	2.375	0.658	2.195	99.146
2.75	2.625	0.142	0.474	99.620
3.00	2.875	0.049	0.163	99.783
3.25	3.125	0.025	0.083	99.867
3.50	3.375	0.018	0.060	99.927
3.75	3.625	0.013	0.043	99.970
4.00	3.875	0.005	0.017	99.987
5.00	4.500	0.004	0.013	100.000

Statistical Results			
Mean:	1.5240	phi	(0.3477 mm)
Standard Dev:	0.4443	phi-units	(0.7349 mm)
Skewness:	-0.0063	dimensionless	
Kurtosis:	3.6024	dimensionless	
5th Moment:	3.4022	dimensionless	
6th Moment:	39.4275	dimensionless	
RARD *	0.2915	dimensionless	
Median	1.4173	phi	(0.3744 mm)

\* RARD = reciprocal absolute relative dispersion (see below)

Statistical Explanation	
Calculations based on the Method of Moments	
Skewness: 3rd Stand. Moment; Exact Gaussian = 0.0	
Kurtosis: 4th Stand. Moment; Exact Gaussian = 3.0	
For Further Explanation, See Basille et al. 2002	
Millimeter data calculated by $mm = 2^{-(\phi)}$	

Reciprocal Absolute Relative Dispersion (RARD) Scale	
< 0.5	Excellent homogeneity (e.g., beaches)
0.5 to 1.0	Good homogeneity
1.0 to 1.33	Fair homogeneity
> 1.33	Poor homogeneity (e.g., glacial)



# PB-37-BB

