

**Onshore Grab Sample**

**Sample:** PB-36-BB  
**Sample Taken By:** D. Phelps  
**Sample Collected On:** 1/8/09  
**Splits?** N/A

**County:** Palm Beach  
**Latitude:** 26° 27' 42.6"  
**Longitude:** 80° 03' 26.4"  
**Datum:** WGS 84  
**Surf. Elev:** N/A  
**Datum:** N/A

**Fine Data Summary**

Total Sample Weight 58.376 grams  
Total Fines in Sample 0.174 grams  
Total Percent Fines 0.30 %

**Dry Sieving Summary**

Total Sample Weight 58.211 grams  
Total Digested Weight 26.007 grams  
Total Carbonate Weight 32.204 grams  
Total Silica % 44.68 %  
Total Carbonate % 55.32 %  
Carbonate/Silica Ratio 1.238

**General Comments:**

None

**Description**

Worked By: M. Ladle

# Pre-Digestion Grain Size Distribution

Onshore Grab Sample

Sample: PB-36-BB

Total Sample Mass: 58.211 grams

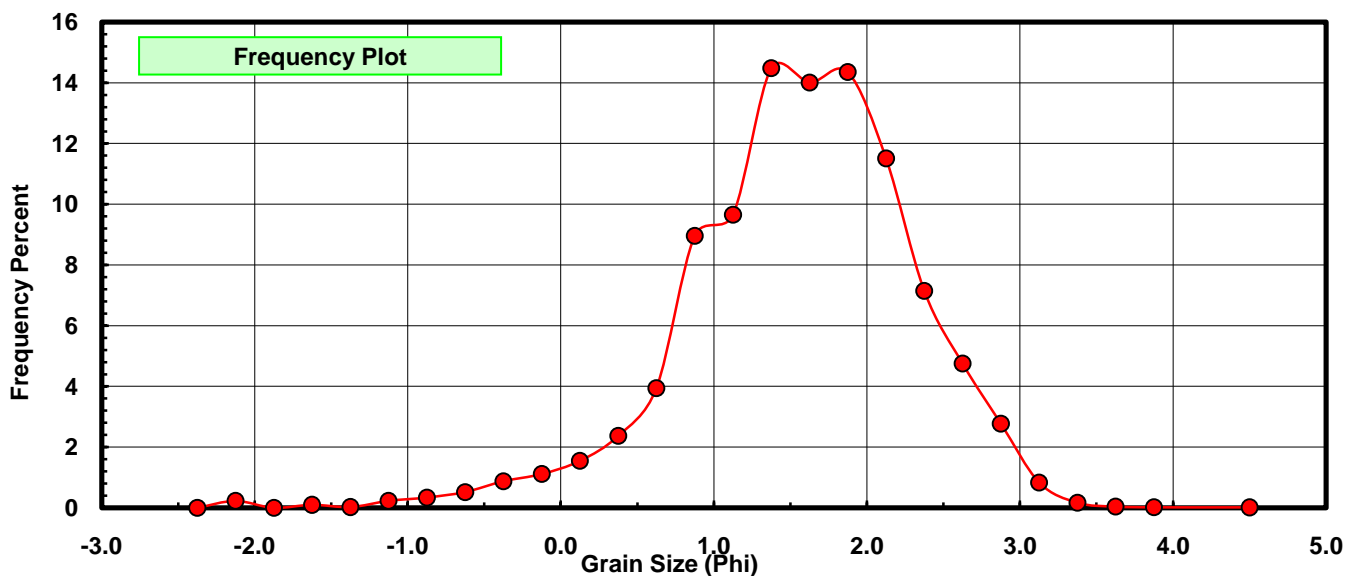
Sieve Size (phi)	Sieve Midpt (phi)	Weight (grams)	Freq Weight %	Cumulative Weight %
-2.25	-2.375	0.000	0.000	0.000
-2.00	-2.125	0.132	0.227	0.227
-1.75	-1.875	0.000	0.000	0.227
-1.50	-1.625	0.058	0.100	0.326
-1.25	-1.375	0.015	0.026	0.352
-1.00	-1.125	0.133	0.228	0.581
-0.75	-0.875	0.198	0.340	0.921
-0.50	-0.625	0.303	0.521	1.441
-0.25	-0.375	0.509	0.874	2.316
0.00	-0.125	0.648	1.113	3.429
0.25	0.125	0.900	1.546	4.975
0.50	0.375	1.378	2.367	7.342
0.75	0.625	2.296	3.944	11.287
1.00	0.875	5.215	8.959	20.245
1.25	1.125	5.621	9.656	29.902
1.50	1.375	8.430	14.482	44.383
1.75	1.625	8.152	14.004	58.388
2.00	1.875	8.355	14.353	72.741
2.25	2.125	6.700	11.510	84.250
2.50	2.375	4.159	7.145	91.395
2.75	2.625	2.766	4.752	96.147
3.00	2.875	1.616	2.776	98.923
3.25	3.125	0.487	0.837	99.759
3.50	3.375	0.098	0.168	99.928
3.75	3.625	0.023	0.040	99.967
4.00	3.875	0.010	0.017	99.985
5.00	4.50	0.009	0.015	100.000

Statistical Results			
Mean:	1.5515	phi	(0.3412 mm)
Standard Dev:	0.7580	phi-units	(0.5913 mm)
Skewness:	-0.7496	dimensionless	
Kurtosis:	4.7617	dimensionless	
5th Moment:	-11.9124	dimensionless	
6th Moment:	55.7621	dimensionless	
RARD *	0.4885	dimensionless	
Median	1.4753	phi	(0.3597 mm)

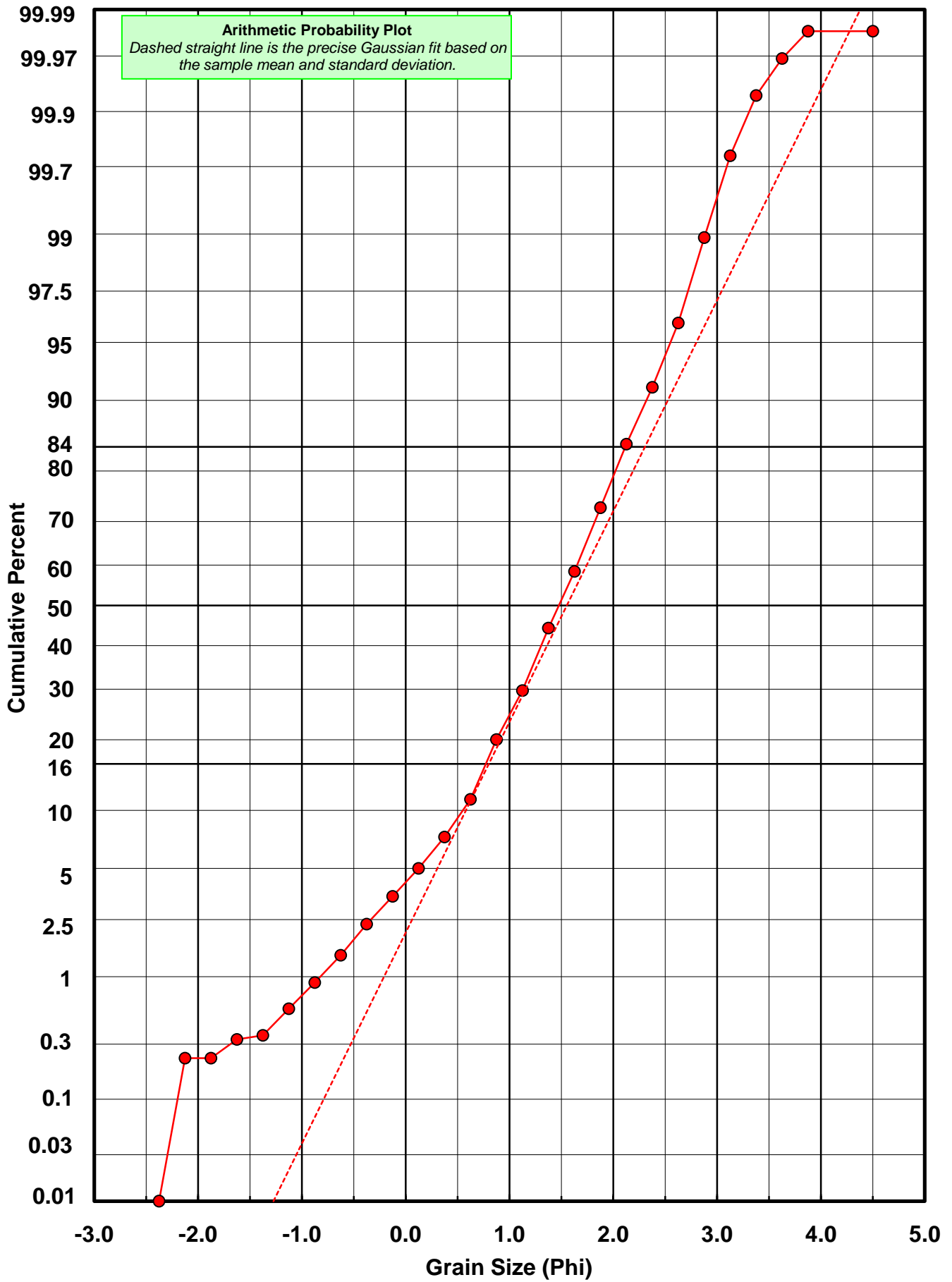
\* RARD = reciprocal absolute relative dispersion (see below)

Statistical Explanation
Calculations based on the Method of Moments
Skewness: 3rd Stand. Moment; Exact Gaussian = 0.0
Kurtosis: 4th Stand. Moment; Exact Gaussian = 3.0
For Further Explanation, See Basille et al. 2002
Millimeter data calculated by $mm = 2^{(-\phi)}$

Reciprocal Absolute Relative Dispersion (RARD) Scale	
< 0.5	Excellent homogeneity (e.g., beaches)
0.5 to 1.0	Good homogeneity
1.0 to 1.33	Fair homogeneity
> 1.33	Poor homogeneity (e.g., glacial)



# PB-36-BB



# Carbonate Grain Size Distribution

Onshore Grab Sample

Sample: PB-36-BB

Total Carbonate Mass: 32.204 grams

% Carbonate: 55.3 %

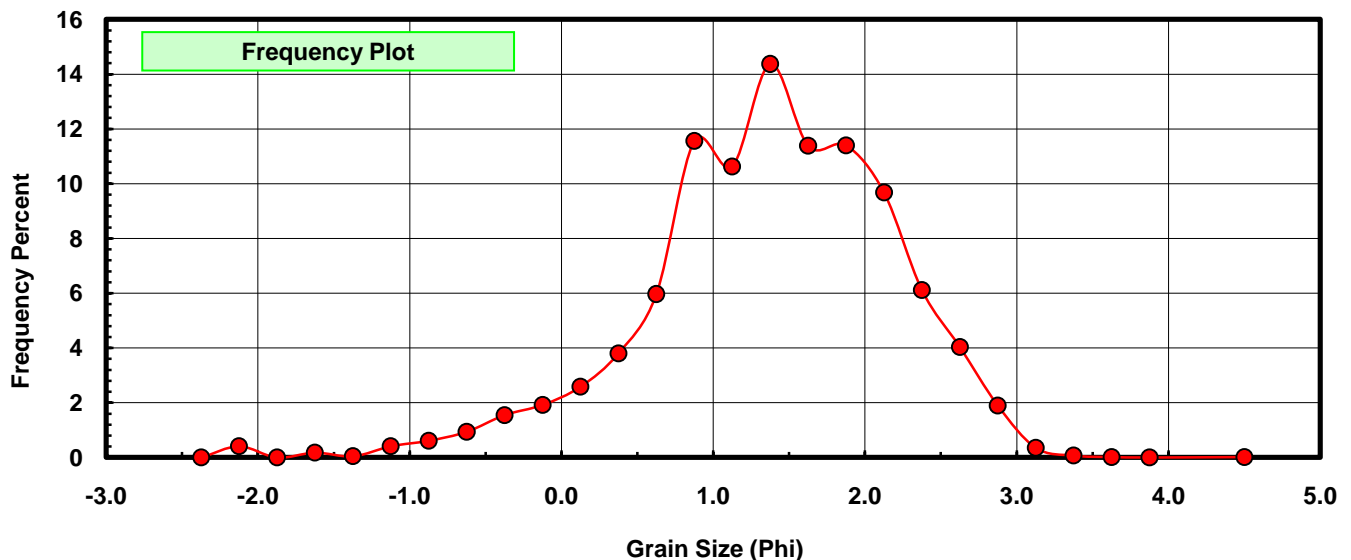
Sieve Size (phi)	Sieve Midpt (phi)	Weight (grams)	Freq Weight %	Cumulative Weight %
-2.25	-2.375	0.000	0.000	0.000
-2.00	-2.125	0.132	0.410	0.410
-1.75	-1.875	0.000	0.000	0.410
-1.50	-1.625	0.058	0.180	0.590
-1.25	-1.375	0.015	0.047	0.637
-1.00	-1.125	0.133	0.413	1.050
-0.75	-0.875	0.198	0.615	1.664
-0.50	-0.625	0.303	0.941	2.605
-0.25	-0.375	0.500	1.553	4.158
0.00	-0.125	0.619	1.922	6.080
0.25	0.125	0.833	2.587	8.667
0.50	0.375	1.226	3.807	12.474
0.75	0.625	1.923	5.971	18.445
1.00	0.875	3.725	11.567	30.012
1.25	1.125	3.422	10.626	40.638
1.50	1.375	4.629	14.374	55.012
1.75	1.625	3.666	11.384	66.395
2.00	1.875	3.672	11.402	77.798
2.25	2.125	3.117	9.679	87.477
2.50	2.375	1.970	6.117	93.594
2.75	2.625	1.300	4.037	97.631
3.00	2.875	0.612	1.900	99.531
3.25	3.125	0.115	0.357	99.888
3.50	3.375	0.023	0.071	99.960
3.75	3.625	0.006	0.019	99.978
4.00	3.875	0.001	0.003	99.981
5.00	4.500	0.006	0.019	100.000

Statistical Results			
Mean:	1.3624	phi	(0.3889 mm)
Standard Dev:	0.8356	phi-units	(0.5603 mm)
Skewness:	-0.7111	dimensionless	
Kurtosis:	4.1687	dimensionless	
5th Moment:	-9.1870	dimensionless	
6th Moment:	38.7852	dimensionless	
RARD *	0.6134	dimensionless	
Median	1.2878	phi	(0.4096 mm)

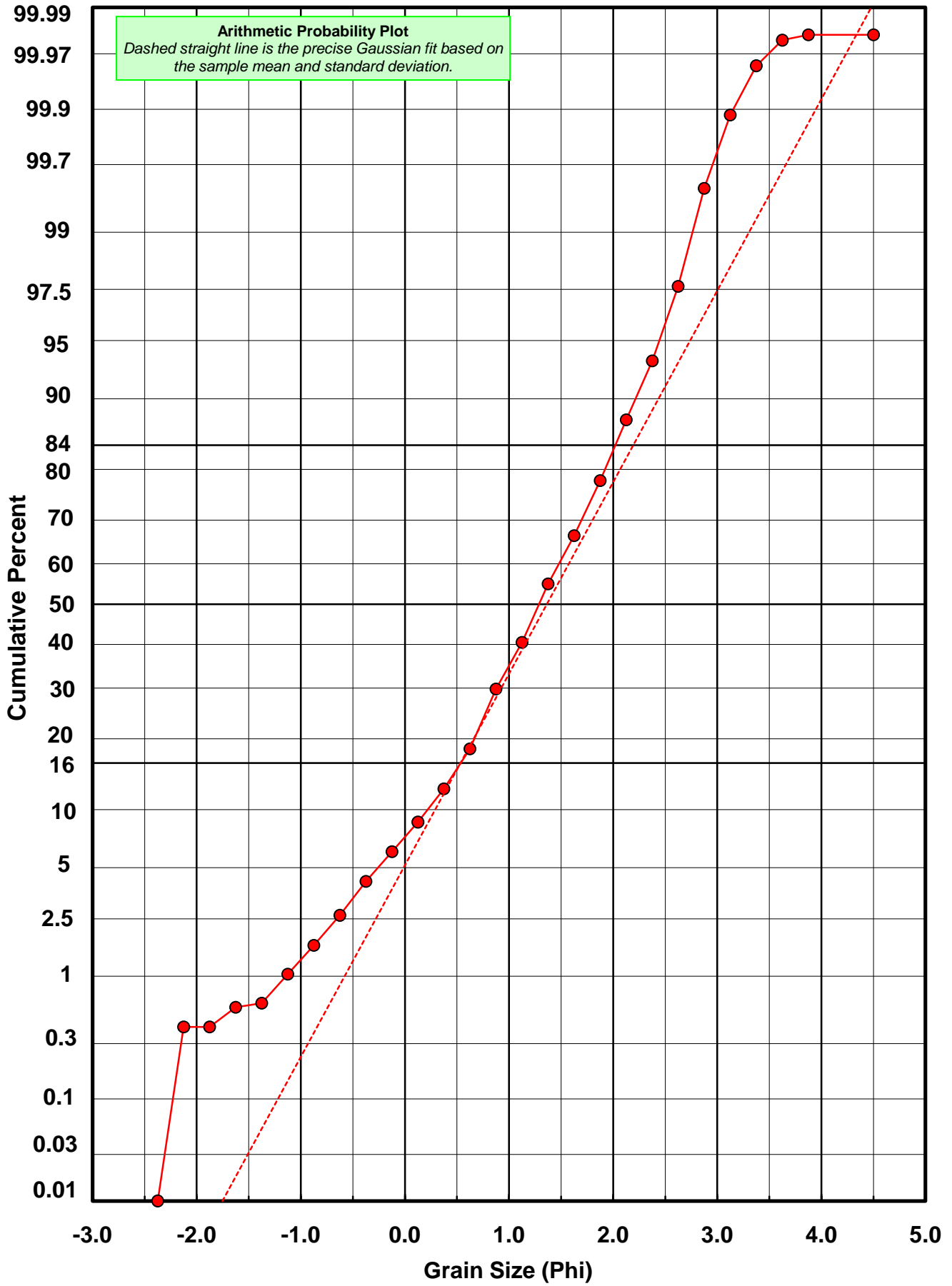
\* RARD = reciprocal absolute relative dispersion (see below)

Statistical Explanation	
Calculations based on the Method of Moments	
Skewness: 3rd Stand. Moment; Exact Gaussian = 0.0	
Kurtosis: 4th Stand. Moment; Exact Gaussian = 3.0	
For Further Explanation, See Basille et al. 2002	
Millimeter data calculated by $mm = 2^{(-\phi)}$	

Reciprocal Absolute Relative Dispersion (RARD) Scale	
< 0.5	Excellent homogeneity (e.g., beaches)
0.5 to 1.0	Good homogeneity
1.0 to 1.33	Fair homogeneity
> 1.33	Poor homogeneity (e.g., glacial)



# PB-36-BB



# Post-Digestion Grain Size Distribution

Onshore Grab Sample

Sample: PB-36-BB

Total Digested Mass: 26.007 grams

% Silica: 44.7 %

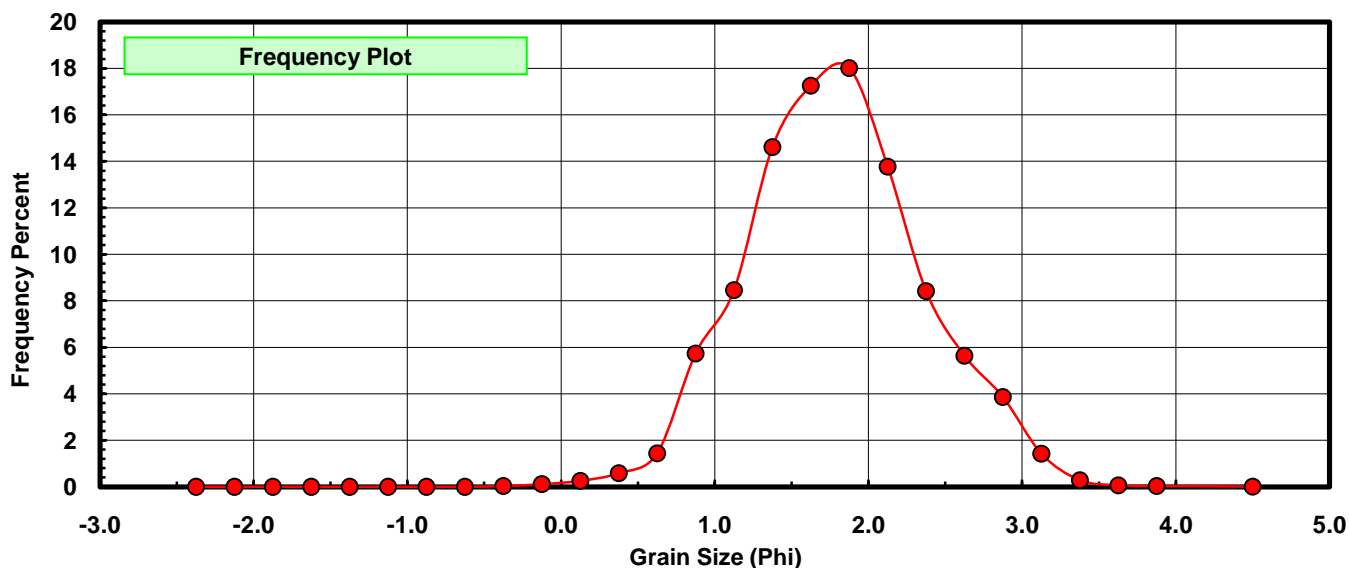
Sieve Size (phi)	Sieve Midpt (phi)	Weight (grams)	Freq Weight %	Cumulative Weight %
-2.25	-2.375	0.000	0.000	0.000
-2.00	-2.125	0.000	0.000	0.000
-1.75	-1.875	0.000	0.000	0.000
-1.50	-1.625	0.000	0.000	0.000
-1.25	-1.375	0.000	0.000	0.000
-1.00	-1.125	0.000	0.000	0.000
-0.75	-0.875	0.000	0.000	0.000
-0.50	-0.625	0.000	0.000	0.000
-0.25	-0.375	0.009	0.035	0.035
0.00	-0.125	0.029	0.112	0.146
0.25	0.125	0.067	0.258	0.404
0.50	0.375	0.152	0.584	0.988
0.75	0.625	0.373	1.434	2.422
1.00	0.875	1.490	5.729	8.152
1.25	1.125	2.199	8.455	16.607
1.50	1.375	3.801	14.615	31.222
1.75	1.625	4.486	17.249	48.472
2.00	1.875	4.683	18.007	66.478
2.25	2.125	3.583	13.777	80.255
2.50	2.375	2.189	8.417	88.672
2.75	2.625	1.466	5.637	94.309
3.00	2.875	1.004	3.860	98.170
3.25	3.125	0.372	1.430	99.600
3.50	3.375	0.075	0.288	99.888
3.75	3.625	0.017	0.065	99.954
4.00	3.875	0.009	0.035	99.988
5.00	4.500	0.003	0.012	100.000

Statistical Results			
Mean:	1.7856	phi	(0.29 mm)
Standard Dev:	0.5830	phi-units	(0.6676 mm)
Skewness:	0.1107	dimensionless	
Kurtosis:	2.9710	dimensionless	
5th Moment:	0.5626	dimensionless	
6th Moment:	15.4199	dimensionless	
RARD *	0.3265	dimensionless	
Median	1.6462	phi	(0.3195 mm)

\* RARD = reciprocal absolute relative dispersion (see below)

Statistical Explanation	
Calculations based on the Method of Moments	
Skewness: 3rd Stand. Moment; Exact Gaussian = 0.0	
Kurtosis: 4th Stand. Moment; Exact Gaussian = 3.0	
For Further Explanation, See Basille et al. 2002	
Millimeter data calculated by $mm = 2^{(-phi)}$	

Reciprocal Absolute Relative Dispersion (RARD) Scale	
< 0.5	Excellent homogeneity (e.g., beaches)
0.5 to 1.0	Good homogeneity
1.0 to 1.33	Fair homogeneity
> 1.33	Poor homogeneity (e.g., glacial)



# PB-36-BB

