

Onshore Grab Sample

Sample: PB-34-BB
Sample Taken By: D. Phelps
Sample Collected On: 1/8/09
Splits? N/A

County: Palm Beach
Latitude: 26° 29' 31.3"
Longitude: 80° 03' 11.0"
Datum: WGS 84
Surf. Elev: N/A
Datum: N/A

Fine Data Summary

Total Sample Weight 60.866 grams
Total Fines in Sample 0.219 grams
Total Percent Fines 0.36 %

Dry Sieving Summary

Total Sample Weight 60.570 grams
Total Digested Weight 33.046 grams
Total Carbonate Weight 27.524 grams
Total Silica % 54.56 %
Total Carbonate % 45.44 %
Carbonate/Silica Ratio 0.833

General Comments:

None

Description

Worked By: M. Ladle

Pre-Digestion Grain Size Distribution

Onshore Grab Sample

Sample: PB-34-BB

Total Sample Mass: 60.570 grams

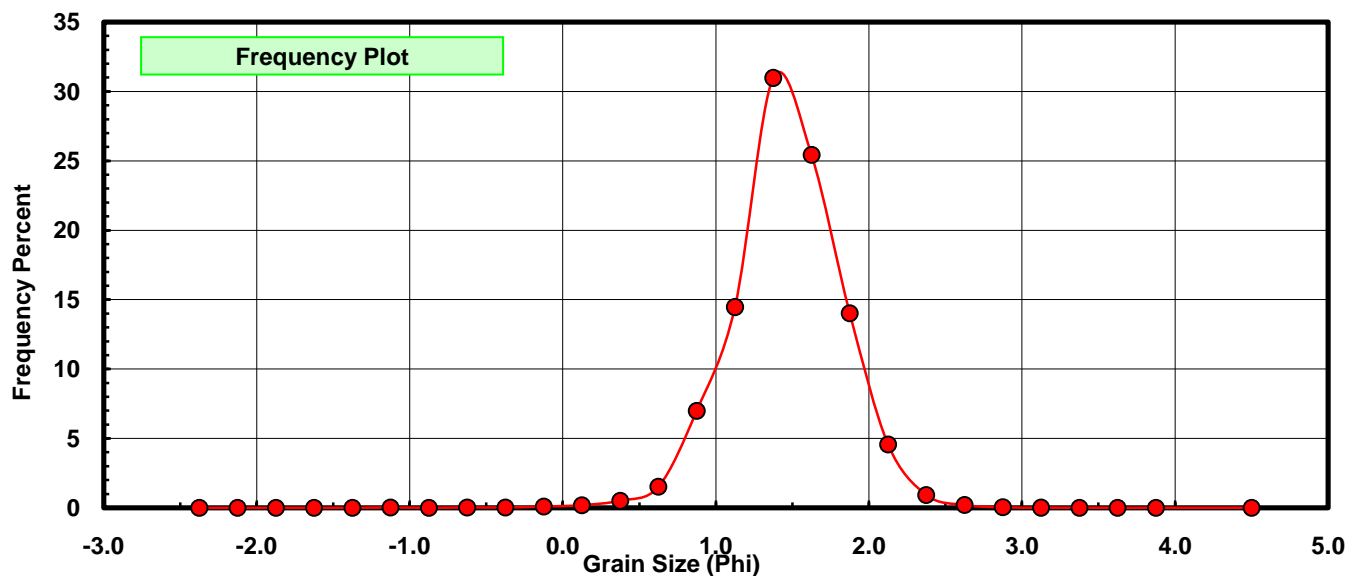
Sieve Size (phi)	Sieve Midpt (phi)	Weight (grams)	Freq Weight %	Cumulative Weight %
-2.25	-2.375	0.000	0.000	0.000
-2.00	-2.125	0.000	0.000	0.000
-1.75	-1.875	0.000	0.000	0.000
-1.50	-1.625	0.000	0.000	0.000
-1.25	-1.375	0.000	0.000	0.000
-1.00	-1.125	0.014	0.023	0.023
-0.75	-0.875	0.000	0.000	0.023
-0.50	-0.625	0.015	0.025	0.048
-0.25	-0.375	0.014	0.023	0.071
0.00	-0.125	0.052	0.086	0.157
0.25	0.125	0.116	0.192	0.348
0.50	0.375	0.312	0.515	0.863
0.75	0.625	0.919	1.517	2.381
1.00	0.875	4.231	6.985	9.366
1.25	1.125	8.763	14.468	23.834
1.50	1.375	18.762	30.976	54.809
1.75	1.625	15.399	25.423	80.233
2.00	1.875	8.488	14.014	94.246
2.25	2.125	2.767	4.568	98.815
2.50	2.375	0.560	0.925	99.739
2.75	2.625	0.122	0.201	99.941
3.00	2.875	0.021	0.035	99.975
3.25	3.125	0.006	0.010	99.985
3.50	3.375	0.005	0.008	99.993
3.75	3.625	0.001	0.002	99.995
4.00	3.875	0.001	0.002	99.997
5.00	4.50	0.002	0.003	100.000

Statistical Results			
Mean:	1.4629	phi	(0.3628 mm)
Standard Dev:	0.3656	phi-units	(0.7761 mm)
Skewness:	-0.2831	dimensionless	
Kurtosis:	4.7961	dimensionless	
5th Moment:	-6.9192	dimensionless	
6th Moment:	83.0274	dimensionless	
RARD *	0.2499	dimensionless	
Median	1.3362	phi	(0.3961 mm)

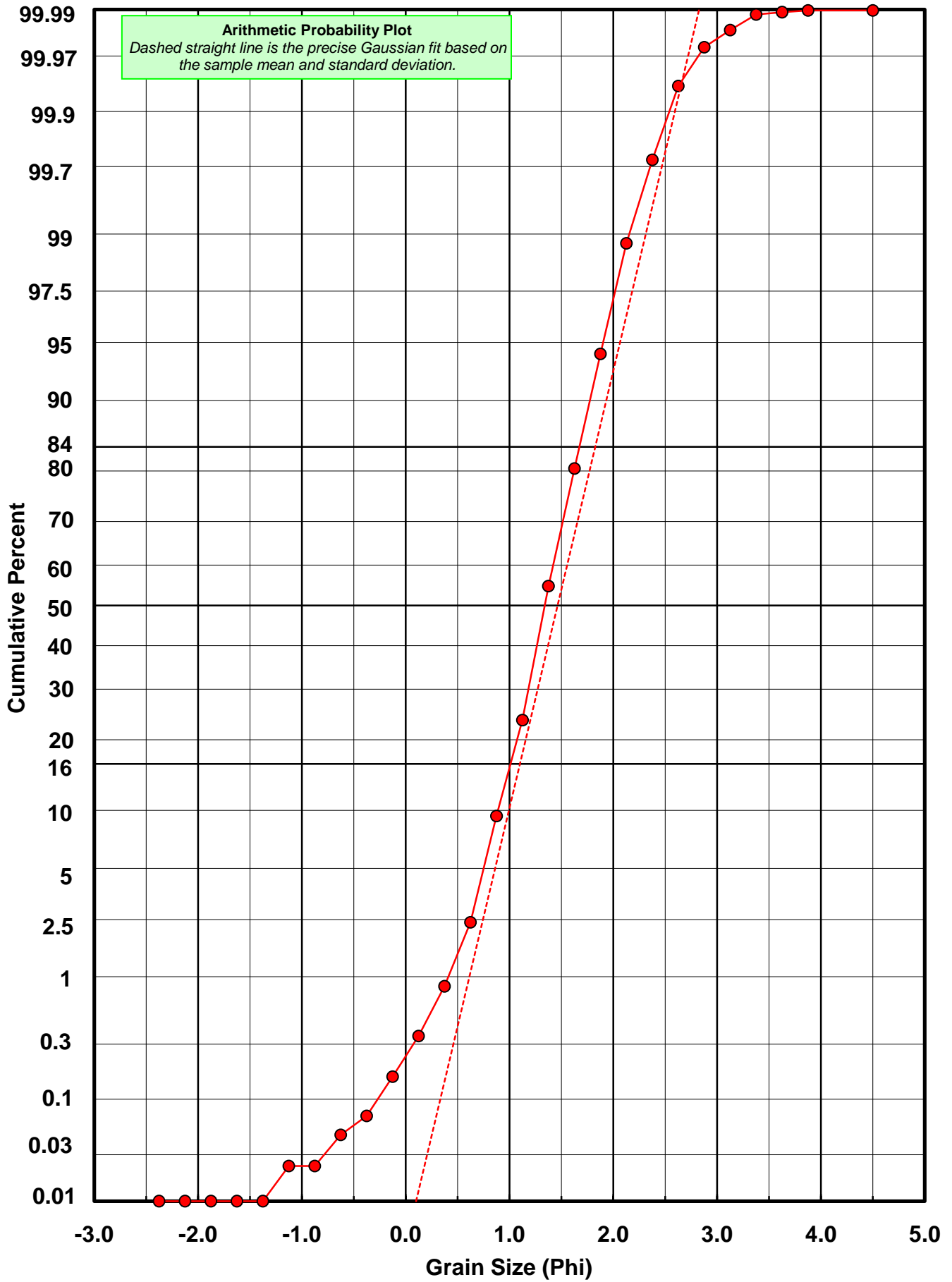
* RARD = reciprocal absolute relative dispersion (see below)

Statistical Explanation	
Calculations based on the Method of Moments	
Skewness: 3rd Stand. Moment; Exact Gaussian = 0.0	
Kurtosis: 4th Stand. Moment; Exact Gaussian = 3.0	
For Further Explanation, See Basille et al. 2002	
Millimeter data calculated by $mm = 2^{(-\phi)}$	

Reciprocal Absolute Relative Dispersion (RARD) Scale	
< 0.5	Excellent homogeneity (e.g., beaches)
0.5 to 1.0	Good homogeneity
1.0 to 1.33	Fair homogeneity
> 1.33	Poor homogeneity (e.g., glacial)



PB-34-BB



Carbonate Grain Size Distribution

Onshore Grab Sample

Sample: PB-34-BB

Total Carbonate Mass: 27.574 grams

% Carbonate: 45.4 %

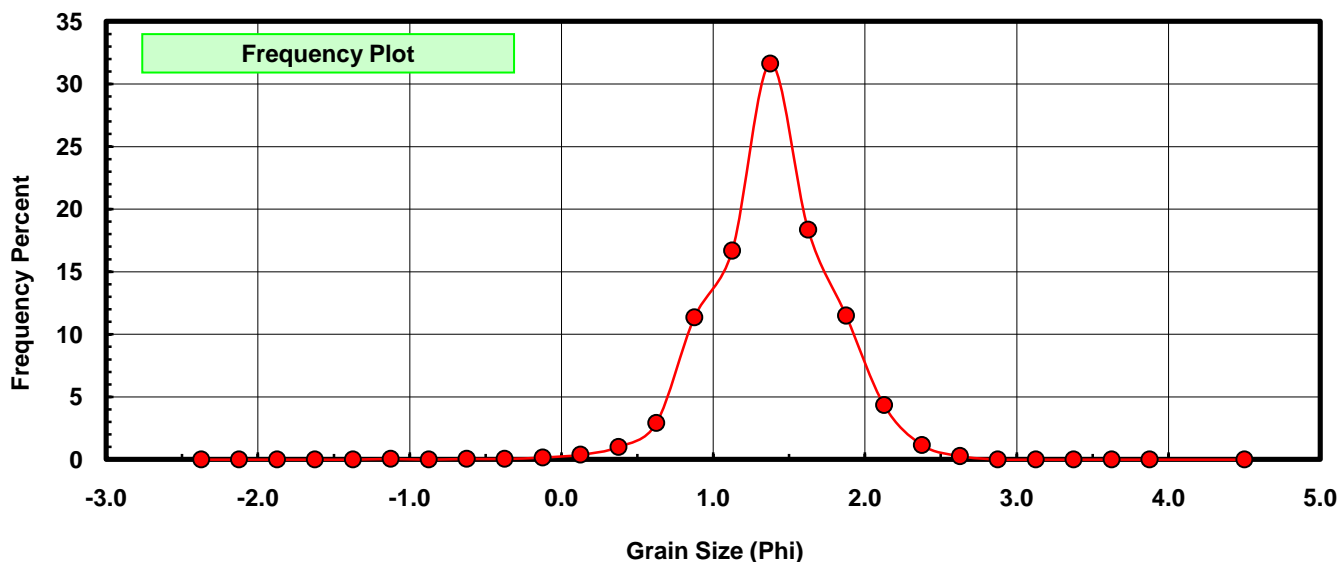
Sieve Size (phi)	Sieve Midpt (phi)	Weight (grams)	Freq Weight %	Cumulative Weight %
-2.25	-2.375	0.000	0.000	0.000
-2.00	-2.125	0.000	0.000	0.000
-1.75	-1.875	0.000	0.000	0.000
-1.50	-1.625	0.000	0.000	0.000
-1.25	-1.375	0.000	0.000	0.000
-1.00	-1.125	0.014	0.051	0.051
-0.75	-0.875	0.000	0.000	0.051
-0.50	-0.625	0.015	0.054	0.105
-0.25	-0.375	0.014	0.051	0.156
0.00	-0.125	0.046	0.167	0.323
0.25	0.125	0.108	0.392	0.714
0.50	0.375	0.278	1.008	1.723
0.75	0.625	0.804	2.916	4.638
1.00	0.875	3.131	11.355	15.993
1.25	1.125	4.603	16.693	32.687
1.50	1.375	8.722	31.631	64.318
1.75	1.625	5.062	18.358	82.676
2.00	1.875	3.172	11.504	94.179
2.25	2.125	1.201	4.356	98.535
2.50	2.375	0.322	1.168	99.703
2.75	2.625	0.077	0.279	99.982
3.00	2.875	0.005	0.018	100.000
3.25	3.125	0.000	0.000	100.000
3.50	3.375	0.000	0.000	100.000
3.75	3.625	0.000	0.000	100.000
4.00	3.875	0.000	0.000	100.000
5.00	4.500	0.000	0.000	100.000

Statistical Results			
Mean:	1.3854	phi	(0.3828 mm)
Standard Dev:	0.4115	phi-units	(0.7519 mm)
Skewness:	-0.2861	dimensionless	
Kurtosis:	4.3502	dimensionless	
5th Moment:	-8.0257	dimensionless	
6th Moment:	56.4319	dimensionless	
RARD *	0.2970	dimensionless	
Median	1.2618	phi	(0.417 mm)

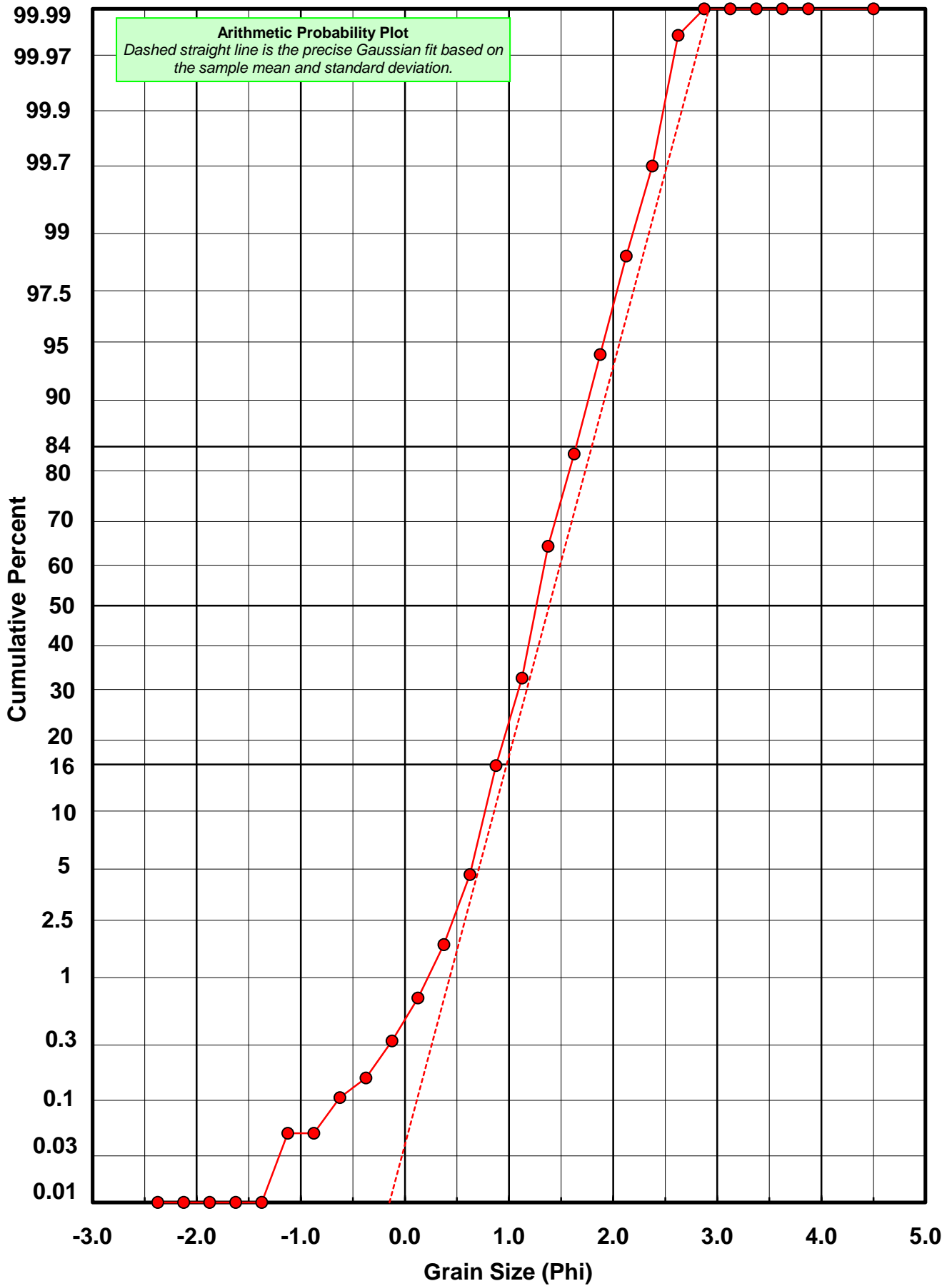
* RARD = reciprocal absolute relative dispersion (see below)

Statistical Explanation	
Calculations based on the Method of Moments	
Skewness: 3rd Stand. Moment; Exact Gaussian = 0.0	
Kurtosis: 4th Stand. Moment; Exact Gaussian = 3.0	
For Further Explanation, See Basille et al. 2002	
Millimeter data calculated by $mm = 2^{(-phi)}$	

Reciprocal Absolute Relative Dispersion (RARD) Scale	
< 0.5	Excellent homogeneity (e.g., beaches)
0.5 to 1.0	Good homogeneity
1.0 to 1.33	Fair homogeneity
> 1.33	Poor homogeneity (e.g., glacial)



PB-34-BB



Post-Digestion Grain Size Distribution

Onshore Grab Sample

Sample: PB-34-BB

Total Digested Mass: 33.046 grams

% Silica: 54.6 %

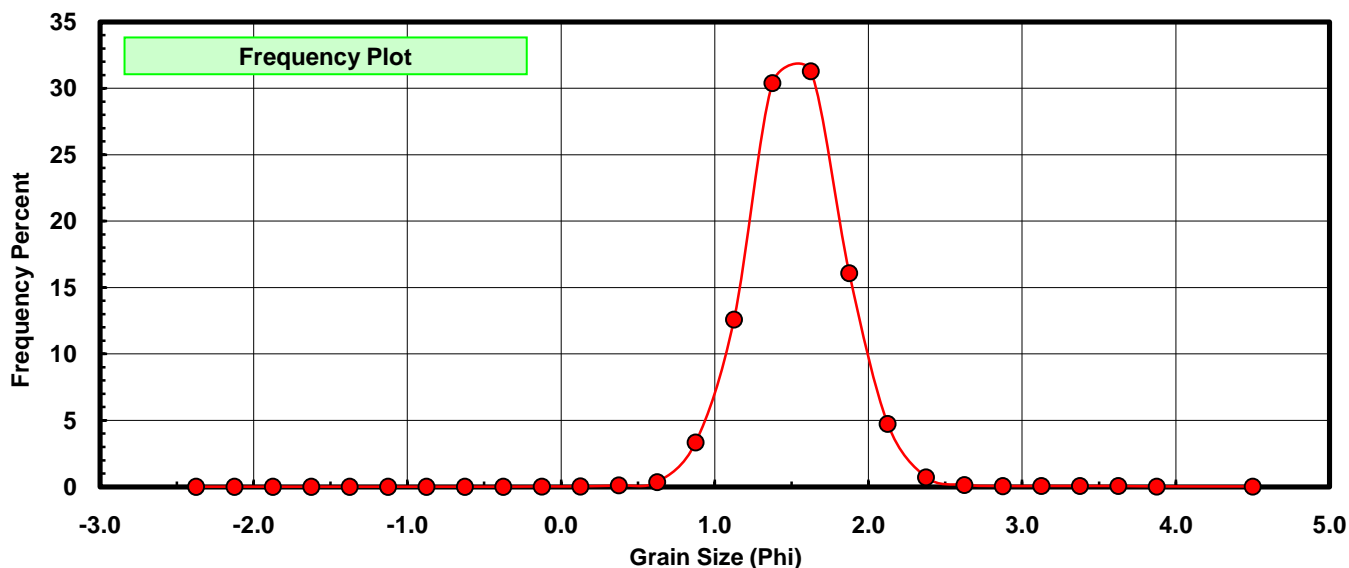
Sieve Size (phi)	Sieve Midpt (phi)	Weight (grams)	Freq Weight %	Cumulative Weight %
-2.25	-2.375	0.000	0.000	0.000
-2.00	-2.125	0.000	0.000	0.000
-1.75	-1.875	0.000	0.000	0.000
-1.50	-1.625	0.000	0.000	0.000
-1.25	-1.375	0.000	0.000	0.000
-1.00	-1.125	0.000	0.000	0.000
-0.75	-0.875	0.000	0.000	0.000
-0.50	-0.625	0.000	0.000	0.000
-0.25	-0.375	0.000	0.000	0.000
0.00	-0.125	0.006	0.018	0.018
0.25	0.125	0.008	0.024	0.042
0.50	0.375	0.034	0.103	0.145
0.75	0.625	0.115	0.348	0.493
1.00	0.875	1.100	3.329	3.822
1.25	1.125	4.160	12.589	16.410
1.50	1.375	10.040	30.382	46.792
1.75	1.625	10.337	31.281	78.073
2.00	1.875	5.316	16.087	94.160
2.25	2.125	1.566	4.739	98.899
2.50	2.375	0.238	0.720	99.619
2.75	2.625	0.045	0.136	99.755
3.00	2.875	0.016	0.048	99.803
3.25	3.125	0.018	0.054	99.858
3.50	3.375	0.017	0.051	99.909
3.75	3.625	0.017	0.051	99.961
4.00	3.875	0.007	0.021	99.982
5.00	4.500	0.006	0.018	100.000

Statistical Results			
Mean:	1.5307	phi	(0.3461 mm)
Standard Dev:	0.3243	phi-units	(0.7987 mm)
Skewness:	0.5171	dimensionless	
Kurtosis:	6.6661	dimensionless	
5th Moment:	26.6187	dimensionless	
6th Moment:	226.5483	dimensionless	
RARD *	0.2119	dimensionless	
Median	1.4006	phi	(0.3788 mm)

* RARD = reciprocal absolute relative dispersion (see below)

Statistical Explanation	
Calculations based on the Method of Moments	
Skewness: 3rd Stand. Moment; Exact Gaussian = 0.0	
Kurtosis: 4th Stand. Moment; Exact Gaussian = 3.0	
For Further Explanation, See Basille et al. 2002	
Millimeter data calculated by $mm = 2^{(-\phi)}$	

Reciprocal Absolute Relative Dispersion (RARD) Scale	
< 0.5	Excellent homogeneity (e.g., beaches)
0.5 to 1.0	Good homogeneity
1.0 to 1.33	Fair homogeneity
> 1.33	Poor homogeneity (e.g., glacial)



PB-34-BB

