

Onshore Grab Sample

Sample: PB-33-BB
Sample Taken By: D. Phelps
Sample Collected On: 1/8/09
Splits? N/A

County: Palm Beach
Latitude: 26° 30' 27.0"
Longitude: 80° 02' 2.6"
Datum: WGS 84
Surf. Elev: N/A
Datum: N/A

Fine Data Summary

Total Sample Weight 56.638 grams
Total Fines in Sample 0.114 grams
Total Percent Fines 0.20 %

Dry Sieving Summary

Total Sample Weight 56.528 grams
Total Digested Weight 28.562 grams
Total Carbonate Weight 27.966 grams
Total Silica % 50.53 %
Total Carbonate % 49.47 %
Carbonate/Silica Ratio 0.979

General Comments:

None

Description

Worked By: M. Ladle

Pre-Digestion Grain Size Distribution

Onshore Grab Sample

Sample: PB-33-BB

Total Sample Mass: 56.528 grams

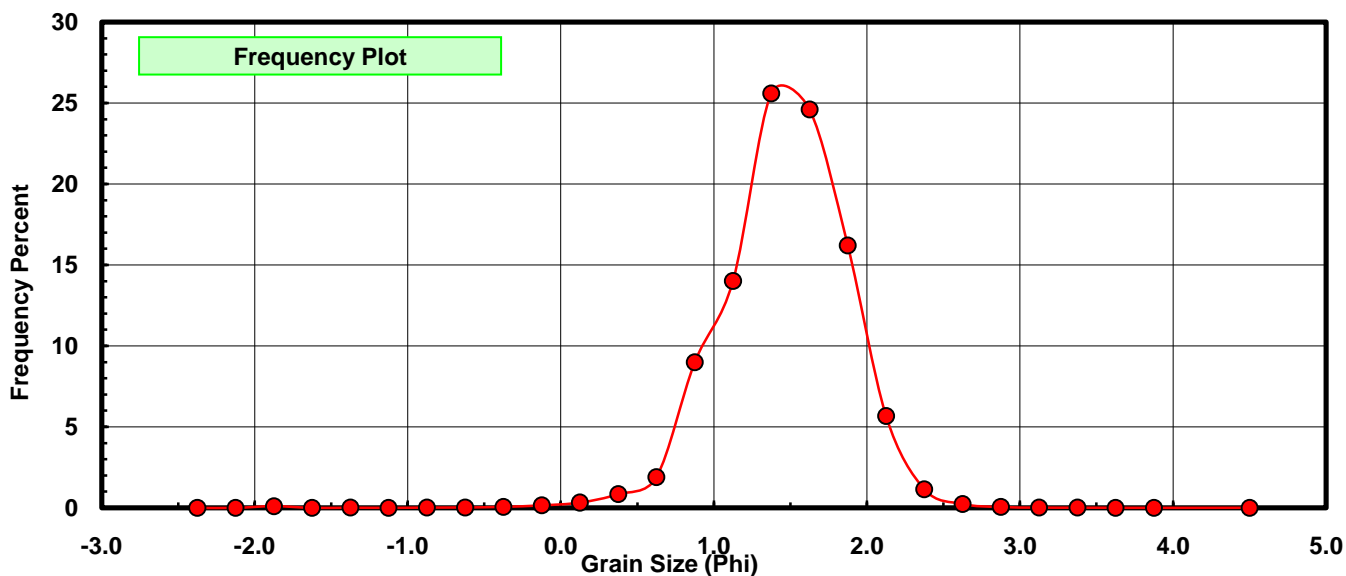
Sieve Size (phi)	Sieve Midpt (phi)	Weight (grams)	Freq Weight %	Cumulative Weight %
-2.25	-2.375	0.000	0.000	0.000
-2.00	-2.125	0.000	0.000	0.000
-1.75	-1.875	0.060	0.106	0.106
-1.50	-1.625	0.000	0.000	0.106
-1.25	-1.375	0.006	0.011	0.117
-1.00	-1.125	0.000	0.000	0.117
-0.75	-0.875	0.010	0.018	0.134
-0.50	-0.625	0.014	0.025	0.159
-0.25	-0.375	0.036	0.064	0.223
0.00	-0.125	0.087	0.154	0.377
0.25	0.125	0.184	0.326	0.702
0.50	0.375	0.479	0.847	1.550
0.75	0.625	1.072	1.896	3.446
1.00	0.875	5.078	8.983	12.429
1.25	1.125	7.922	14.014	26.444
1.50	1.375	14.465	25.589	52.033
1.75	1.625	13.908	24.604	76.636
2.00	1.875	9.159	16.203	92.839
2.25	2.125	3.209	5.677	98.516
2.50	2.375	0.652	1.153	99.669
2.75	2.625	0.136	0.241	99.910
3.00	2.875	0.029	0.051	99.961
3.25	3.125	0.009	0.016	99.977
3.50	3.375	0.006	0.011	99.988
3.75	3.625	0.003	0.005	99.993
4.00	3.875	0.001	0.002	99.995
5.00	4.50	0.003	0.005	100.000

Statistical Results			
Mean:	1.4615	phi	(0.3631 mm)
Standard Dev:	0.4201	phi-units	(0.7474 mm)
Skewness:	-0.8636	dimensionless	
Kurtosis:	8.1263	dimensionless	
5th Moment:	-39.1690	dimensionless	
6th Moment:	322.6863	dimensionless	
RARD *	0.2874	dimensionless	
Median	1.3551	phi	(0.3909 mm)

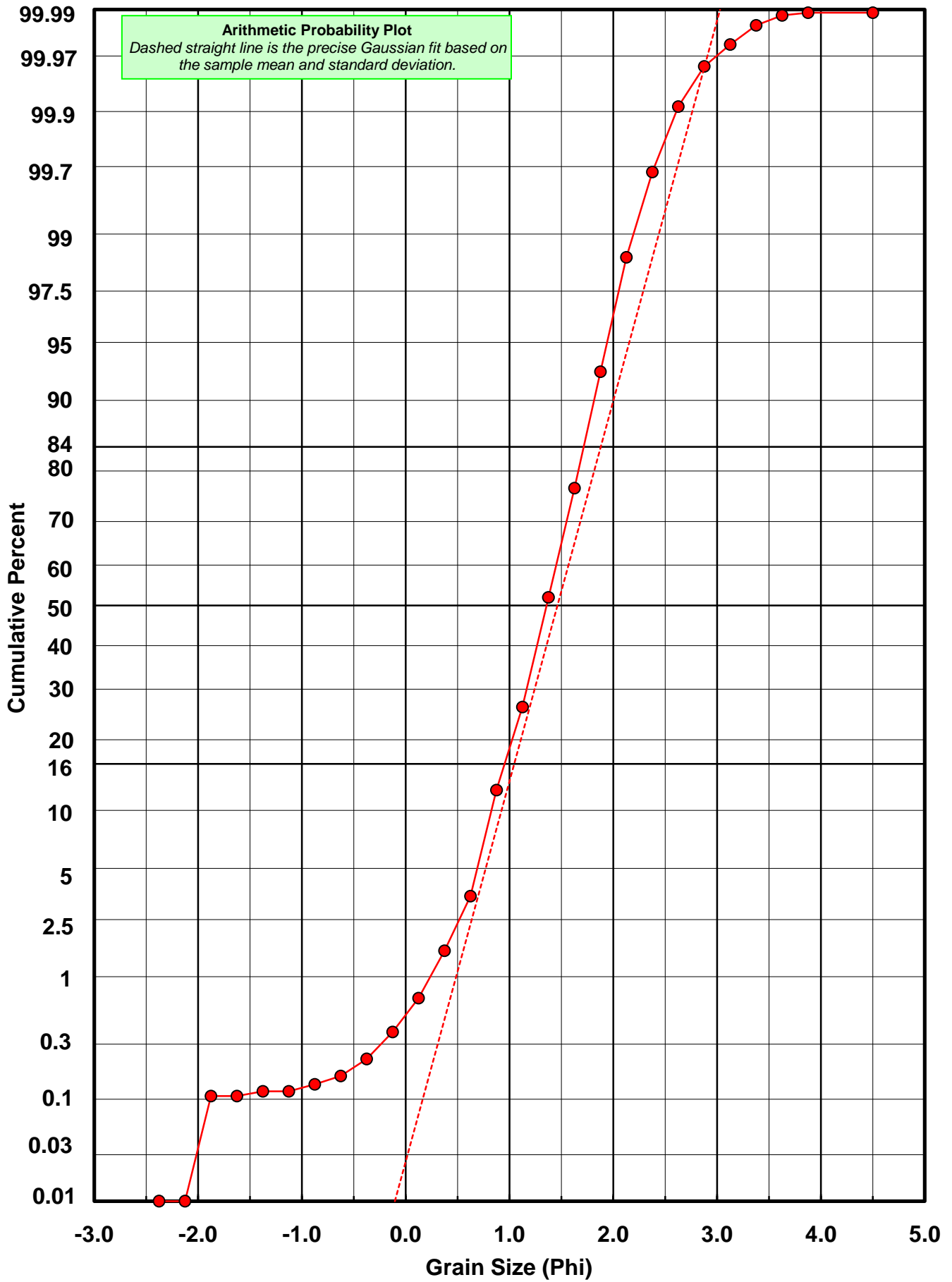
* RARD = reciprocal absolute relative dispersion (see below)

Statistical Explanation	
Calculations based on the Method of Moments	
Skewness: 3rd Stand. Moment; Exact Gaussian = 0.0	
Kurtosis: 4th Stand. Moment; Exact Gaussian = 3.0	
For Further Explanation, See Basille et al. 2002	
Millimeter data calculated by $mm = 2^{(-\phi)}$	

Reciprocal Absolute Relative Dispersion (RARD) Scale	
< 0.5	Excellent homogeneity (e.g., beaches)
0.5 to 1.0	Good homogeneity
1.0 to 1.33	Fair homogeneity
> 1.33	Poor homogeneity (e.g., glacial)



PB-33-BB



Carbonate Grain Size Distribution

Onshore Grab Sample

Sample: PB-33-BB

Total Carbonate Mass: 28.002 grams

% Carbonate: 49.5 %

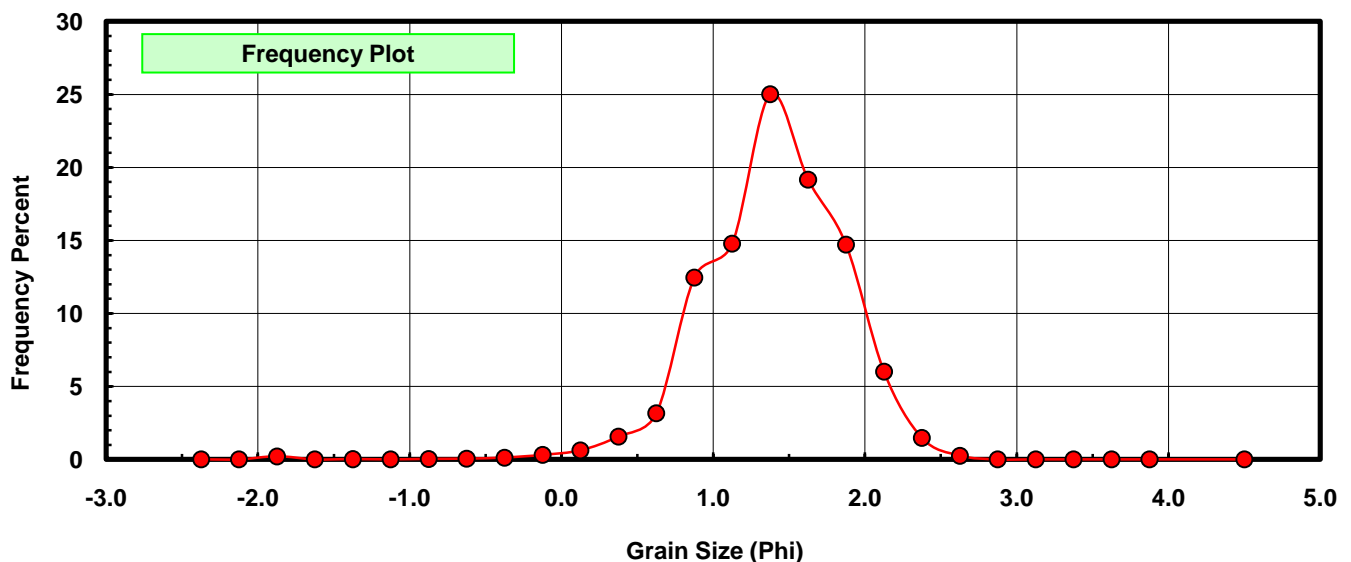
Sieve Size (phi)	Sieve Midpt (phi)	Weight (grams)	Freq Weight %	Cumulative Weight %
-2.25	-2.375	0.000	0.000	0.000
-2.00	-2.125	0.000	0.000	0.000
-1.75	-1.875	0.060	0.214	0.214
-1.50	-1.625	0.000	0.000	0.214
-1.25	-1.375	0.006	0.021	0.236
-1.00	-1.125	0.000	0.000	0.236
-0.75	-0.875	0.010	0.036	0.271
-0.50	-0.625	0.014	0.050	0.321
-0.25	-0.375	0.036	0.129	0.450
0.00	-0.125	0.087	0.311	0.761
0.25	0.125	0.175	0.625	1.386
0.50	0.375	0.441	1.575	2.961
0.75	0.625	0.885	3.160	6.121
1.00	0.875	3.490	12.463	18.584
1.25	1.125	4.141	14.788	33.373
1.50	1.375	7.004	25.012	58.385
1.75	1.625	5.367	19.166	77.552
2.00	1.875	4.119	14.710	92.261
2.25	2.125	1.682	6.007	98.268
2.50	2.375	0.413	1.475	99.743
2.75	2.625	0.072	0.257	100.000
3.00	2.875	0.000	0.000	100.000
3.25	3.125	0.000	0.000	100.000
3.50	3.375	0.000	0.000	100.000
3.75	3.625	0.000	0.000	100.000
4.00	3.875	0.000	0.000	100.000
5.00	4.500	0.000	0.000	100.000

Statistical Results			
Mean:	1.3967	phi	(0.3798 mm)
Standard Dev:	0.4815	phi-units	(0.7163 mm)
Skewness:	-1.0284	dimensionless	
Kurtosis:	7.8082	dimensionless	
5th Moment:	-37.6815	dimensionless	
6th Moment:	247.5041	dimensionless	
RARD *	0.3447	dimensionless	
Median	1.2912	phi	(0.4086 mm)

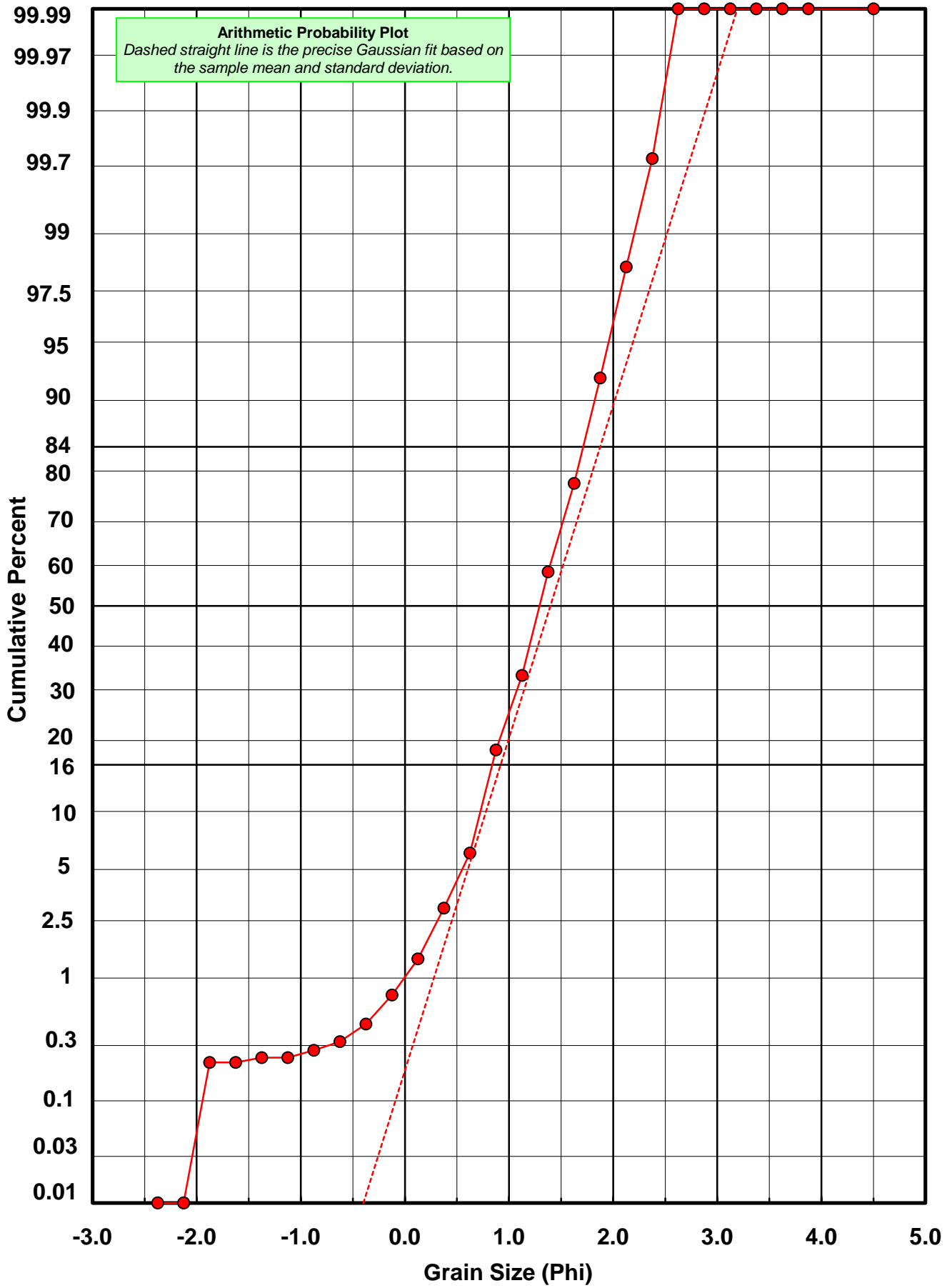
* RARD = reciprocal absolute relative dispersion (see below)

Statistical Explanation	
Calculations based on the Method of Moments	
Skewness: 3rd Stand. Moment; Exact Gaussian = 0.0	
Kurtosis: 4th Stand. Moment; Exact Gaussian = 3.0	
For Further Explanation, See Basille et al. 2002	
Millimeter data calculated by $mm = 2^{(-\phi)}$	

Reciprocal Absolute Relative Dispersion (RARD) Scale	
< 0.5	Excellent homogeneity (e.g., beaches)
0.5 to 1.0	Good homogeneity
1.0 to 1.33	Fair homogeneity
> 1.33	Poor homogeneity (e.g., glacial)



PB-33-BB



Post-Digestion Grain Size Distribution

Onshore Grab Sample

Sample: PB-33-BB

Total Digested Mass: 28.562 grams

% Silica: 50.5 %

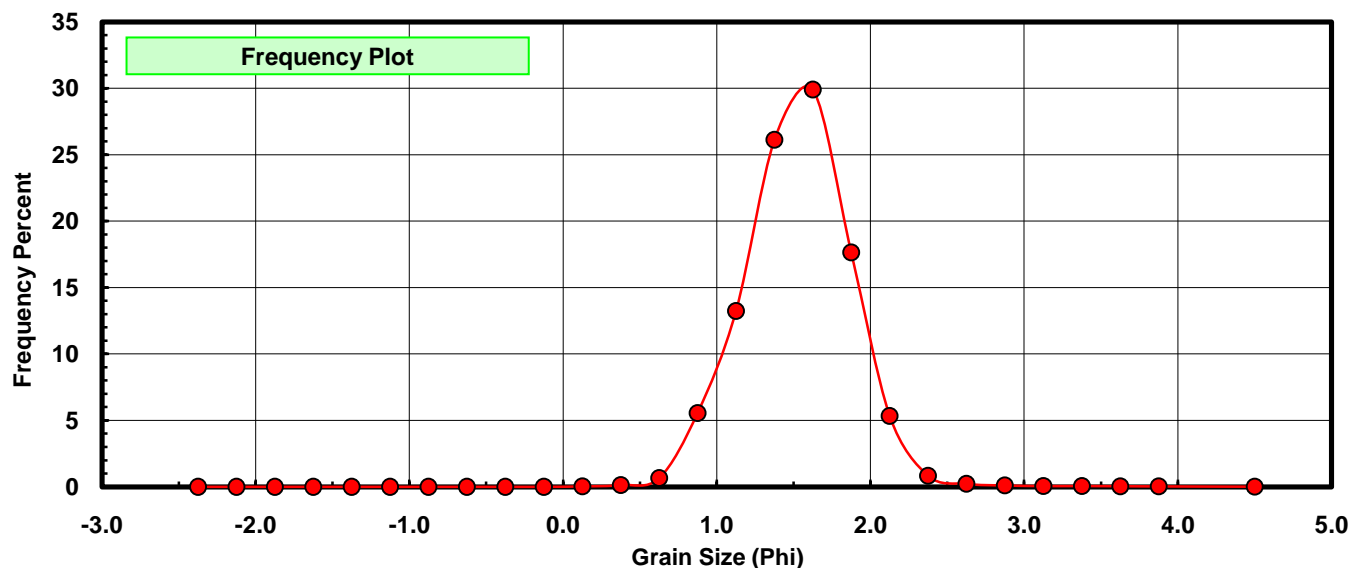
Sieve Size (phi)	Sieve Midpt (phi)	Weight (grams)	Freq Weight %	Cumulative Weight %
-2.25	-2.375	0.000	0.000	0.000
-2.00	-2.125	0.000	0.000	0.000
-1.75	-1.875	0.000	0.000	0.000
-1.50	-1.625	0.000	0.000	0.000
-1.25	-1.375	0.000	0.000	0.000
-1.00	-1.125	0.000	0.000	0.000
-0.75	-0.875	0.000	0.000	0.000
-0.50	-0.625	0.000	0.000	0.000
-0.25	-0.375	0.000	0.000	0.000
0.00	-0.125	0.000	0.000	0.000
0.25	0.125	0.009	0.032	0.032
0.50	0.375	0.038	0.133	0.165
0.75	0.625	0.187	0.655	0.819
1.00	0.875	1.588	5.560	6.379
1.25	1.125	3.781	13.238	19.617
1.50	1.375	7.461	26.122	45.739
1.75	1.625	8.541	29.903	75.642
2.00	1.875	5.040	17.646	93.288
2.25	2.125	1.527	5.346	98.635
2.50	2.375	0.239	0.837	99.471
2.75	2.625	0.064	0.224	99.695
3.00	2.875	0.029	0.102	99.797
3.25	3.125	0.016	0.056	99.853
3.50	3.375	0.017	0.060	99.912
3.75	3.625	0.013	0.046	99.958
4.00	3.875	0.009	0.032	99.989
5.00	4.500	0.003	0.011	100.000

Statistical Results			
Mean:	1.5276	phi	(0.3469 mm)
Standard Dev:	0.3539	phi-units	(0.7825 mm)
Skewness:	0.3264	dimensionless	
Kurtosis:	5.2276	dimensionless	
5th Moment:	15.7473	dimensionless	
6th Moment:	119.6348	dimensionless	
RARD *	0.2316	dimensionless	
Median	1.4106	phi	(0.3761 mm)

* RARD = reciprocal absolute relative dispersion (see below)

Statistical Explanation	
Calculations based on the Method of Moments	
Skewness: 3rd Stand. Moment; Exact Gaussian = 0.0	
Kurtosis: 4th Stand. Moment; Exact Gaussian = 3.0	
For Further Explanation, See Basille et al. 2002	
Millimeter data calculated by $mm = 2^{(-\phi)}$	

Reciprocal Absolute Relative Dispersion (RARD) Scale	
< 0.5	Excellent homogeneity (e.g., beaches)
0.5 to 1.0	Good homogeneity
1.0 to 1.33	Fair homogeneity
> 1.33	Poor homogeneity (e.g., glacial)



PB-33-BB

