

**Onshore Grab Sample**

**Sample:** PB-32-BB  
**Sample Taken By:** D. Phelps  
**Sample Collected On:** 1/29/09  
**Splits?** N/A

**County:** Palm Beach  
**Latitude:** 26° 31' 18.0"  
**Longitude:** 80° 02' 53.6"  
**Datum:** WGS 84  
**Surf. Elev:** N/A  
**Datum:** N/A

**Fine Data Summary**

Total Sample Weight 65.724 grams  
Total Fines in Sample 0.096 grams  
Total Percent Fines 0.15 %

**Dry Sieving Summary**

Total Sample Weight 65.595 grams  
Total Digested Weight 37.512 grams  
Total Carbonate Weight 28.083 grams  
Total Silica % 57.19 %  
Total Carbonate % 42.81 %  
Carbonate/Silica Ratio 0.749

**General Comments:**

None

**Description**

Worked By: M. Ladle

# Pre-Digestion Grain Size Distribution

Onshore Grab Sample

Sample: PB-32-BB

Total Sample Mass: 65.595 grams

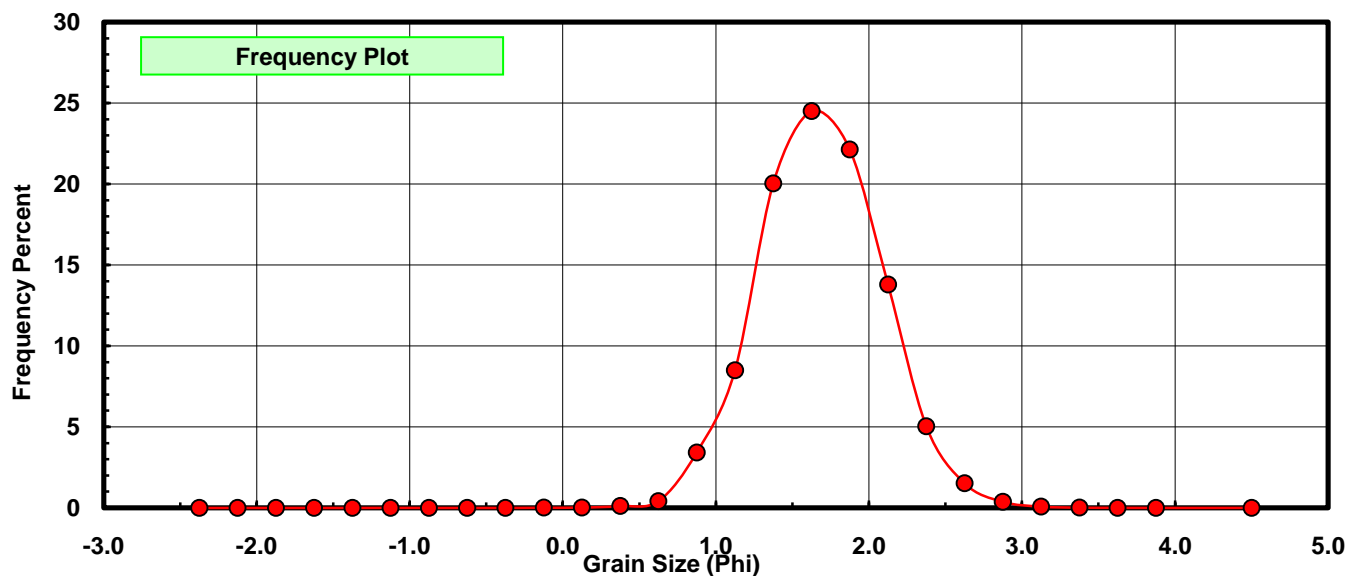
Sieve Size (phi)	Sieve Midpt (phi)	Weight (grams)	Freq Weight %	Cumulative Weight %
-2.25	-2.375	0.000	0.000	0.000
-2.00	-2.125	0.000	0.000	0.000
-1.75	-1.875	0.000	0.000	0.000
-1.50	-1.625	0.000	0.000	0.000
-1.25	-1.375	0.000	0.000	0.000
-1.00	-1.125	0.003	0.005	0.005
-0.75	-0.875	0.000	0.000	0.005
-0.50	-0.625	0.000	0.000	0.005
-0.25	-0.375	0.000	0.000	0.005
0.00	-0.125	0.008	0.012	0.017
0.25	0.125	0.016	0.024	0.041
0.50	0.375	0.076	0.116	0.157
0.75	0.625	0.276	0.421	0.578
1.00	0.875	2.245	3.423	4.000
1.25	1.125	5.573	8.496	12.496
1.50	1.375	13.141	20.034	32.530
1.75	1.625	16.071	24.500	57.030
2.00	1.875	14.520	22.136	79.166
2.25	2.125	9.044	13.788	92.954
2.50	2.375	3.304	5.037	97.991
2.75	2.625	0.997	1.520	99.511
3.00	2.875	0.248	0.378	99.889
3.25	3.125	0.053	0.081	99.970
3.50	3.375	0.012	0.018	99.988
3.75	3.625	0.005	0.008	99.995
4.00	3.875	0.001	0.002	99.997
5.00	4.50	0.002	0.003	100.000

Statistical Results			
Mean:	1.6842	phi	(0.3112 mm)
Standard Dev:	0.4000	phi-units	(0.7579 mm)
Skewness:	0.0709	dimensionless	
Kurtosis:	3.3292	dimensionless	
5th Moment:	0.6523	dimensionless	
6th Moment:	28.4395	dimensionless	
RARD *	0.2375	dimensionless	
Median	1.5533	phi	(0.3407 mm)

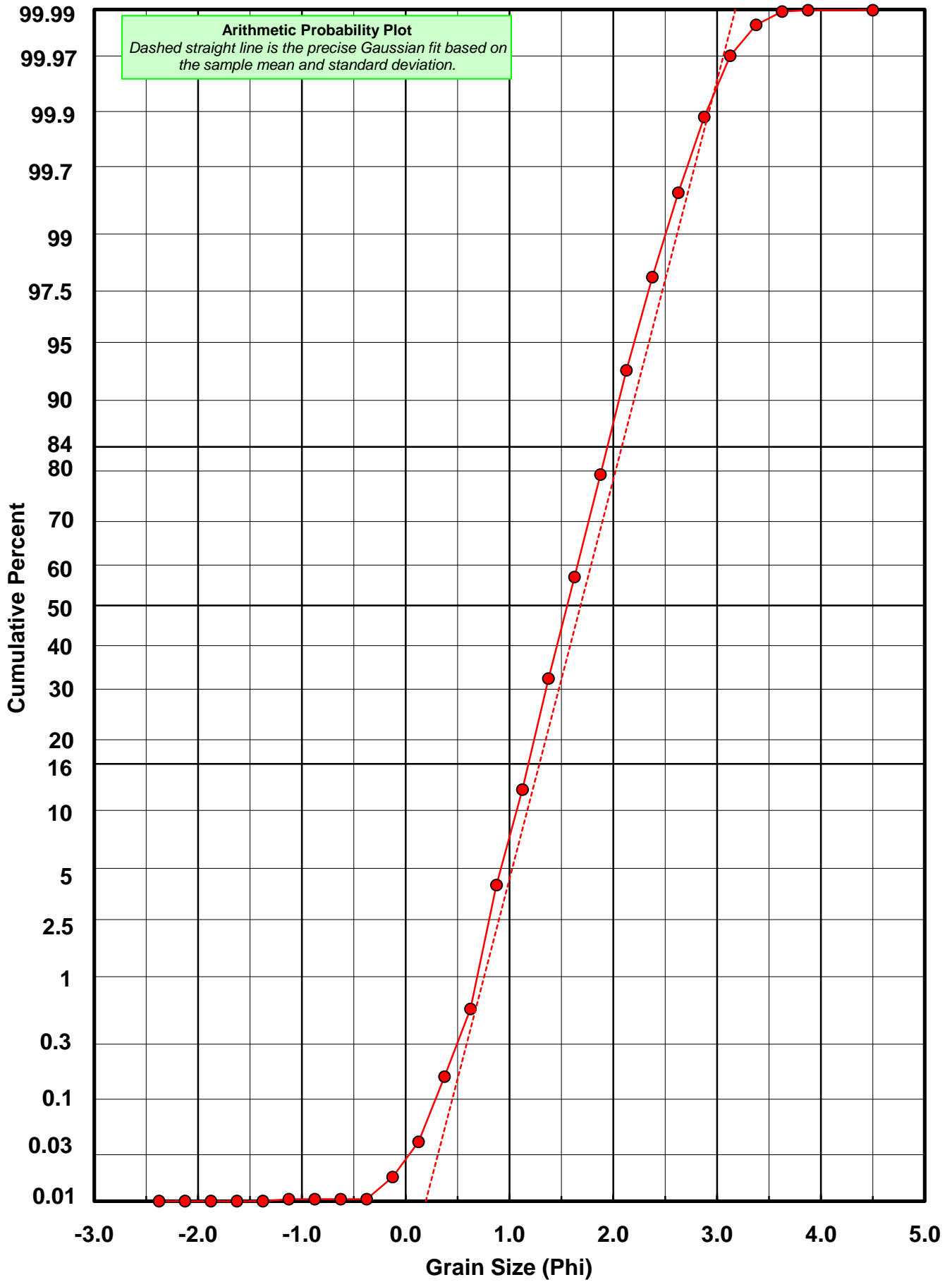
\* RARD = reciprocal absolute relative dispersion (see below)

Statistical Explanation	
Calculations based on the Method of Moments	
Skewness: 3rd Stand. Moment; Exact Gaussian = 0.0	
Kurtosis: 4th Stand. Moment; Exact Gaussian = 3.0	
For Further Explanation, See Basille et al. 2002	
Millimeter data calculated by $mm = 2^{(-\phi)}$	

Reciprocal Absolute Relative Dispersion (RARD) Scale	
< 0.5	Excellent homogeneity (e.g., beaches)
0.5 to 1.0	Good homogeneity
1.0 to 1.33	Fair homogeneity
> 1.33	Poor homogeneity (e.g., glacial)



# PB-32-BB



# Carbonate Grain Size Distribution

Onshore Grab Sample

Sample: PB-32-BB

Total Carbonate Mass: 28.099 grams

% Carbonate: 42.8 %

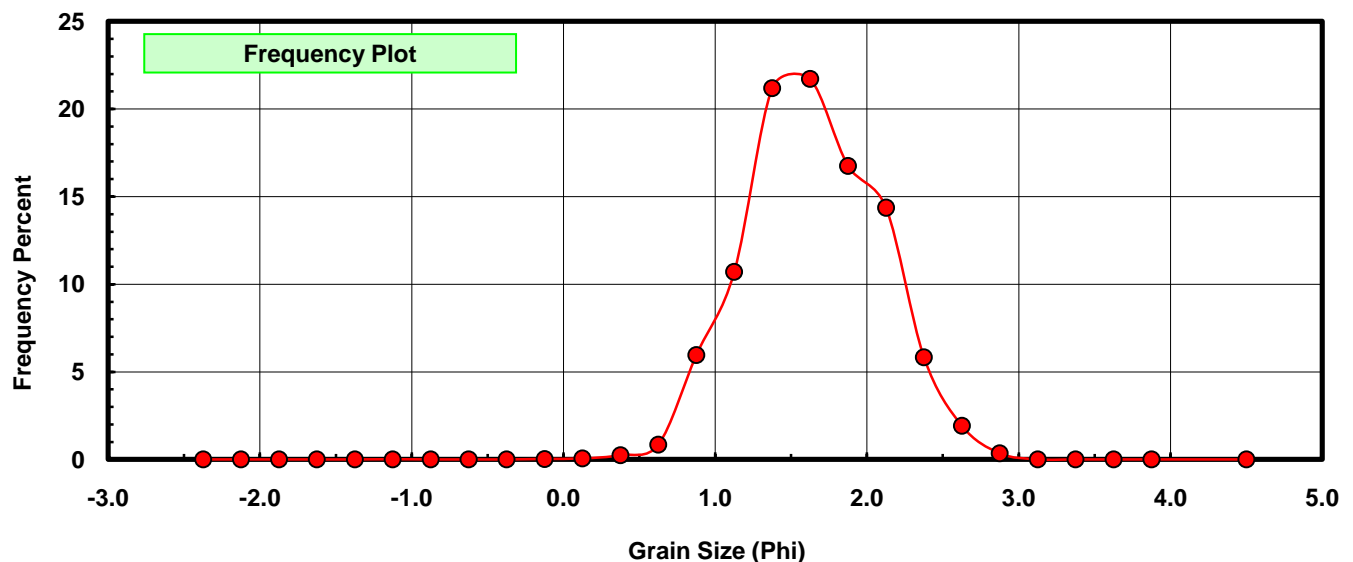
Sieve Size (phi)	Sieve Midpt (phi)	Weight (grams)	Freq Weight %	Cumulative Weight %
-2.25	-2.375	0.000	0.000	0.000
-2.00	-2.125	0.000	0.000	0.000
-1.75	-1.875	0.000	0.000	0.000
-1.50	-1.625	0.000	0.000	0.000
-1.25	-1.375	0.000	0.000	0.000
-1.00	-1.125	0.003	0.011	0.011
-0.75	-0.875	0.000	0.000	0.011
-0.50	-0.625	0.000	0.000	0.011
-0.25	-0.375	0.000	0.000	0.011
0.00	-0.125	0.008	0.028	0.039
0.25	0.125	0.016	0.057	0.096
0.50	0.375	0.069	0.246	0.342
0.75	0.625	0.239	0.851	1.192
1.00	0.875	1.674	5.958	7.150
1.25	1.125	3.008	10.705	17.855
1.50	1.375	5.956	21.196	39.051
1.75	1.625	6.102	21.716	60.767
2.00	1.875	4.707	16.751	77.519
2.25	2.125	4.038	14.371	91.889
2.50	2.375	1.639	5.833	97.722
2.75	2.625	0.540	1.922	99.644
3.00	2.875	0.098	0.349	99.993
3.25	3.125	0.002	0.007	100.000
3.50	3.375	0.000	0.000	100.000
3.75	3.625	0.000	0.000	100.000
4.00	3.875	0.000	0.000	100.000
5.00	4.500	0.000	0.000	100.000

Statistical Results			
Mean:	1.6417	phi	(0.3205 mm)
Standard Dev:	0.4469	phi-units	(0.7336 mm)
Skewness:	0.0114	dimensionless	
Kurtosis:	2.8169	dimensionless	
5th Moment:	-1.1441	dimensionless	
6th Moment:	18.0446	dimensionless	
RARD *	0.2722	dimensionless	
Median	1.5010	phi	(0.3533 mm)

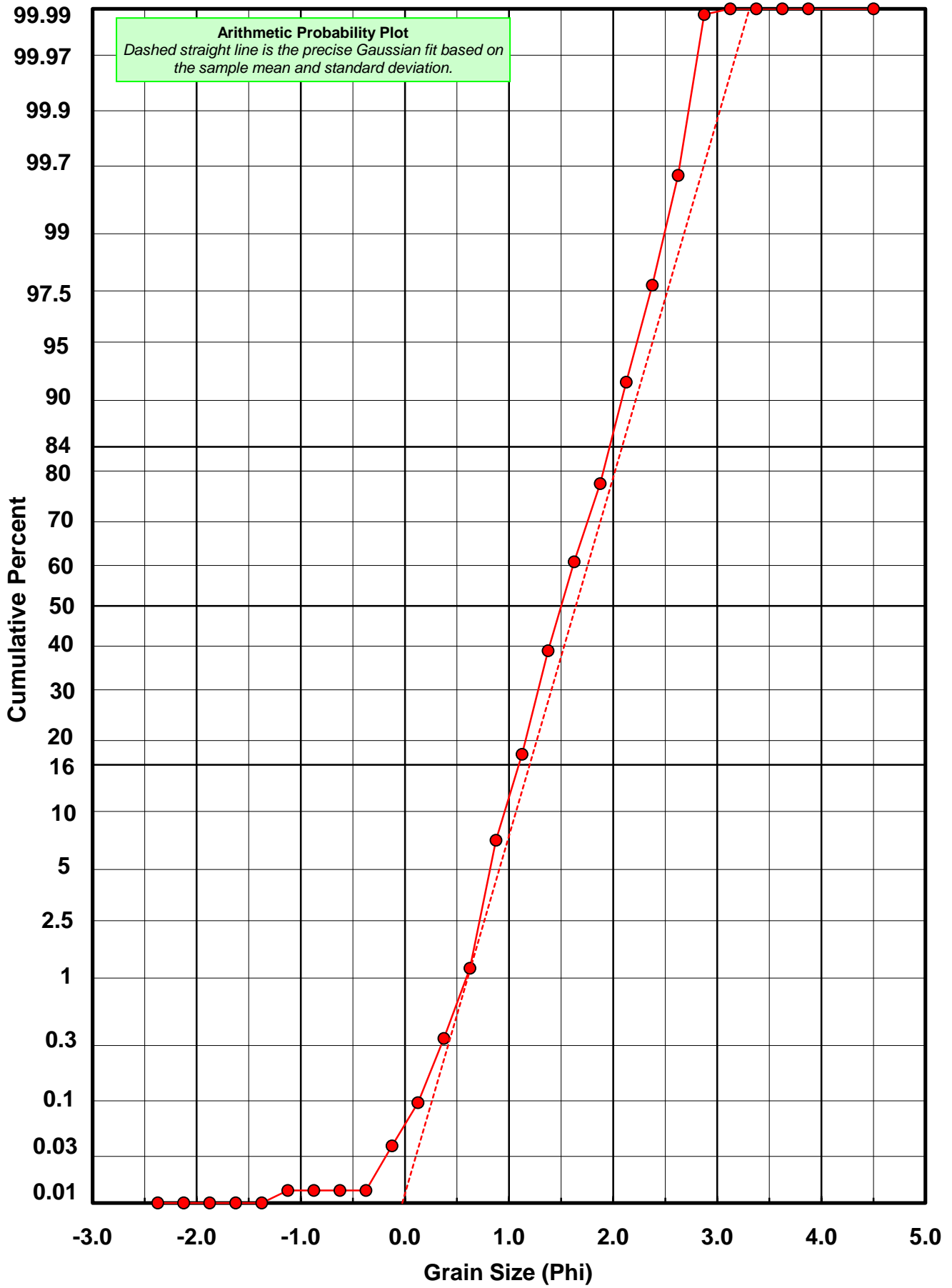
\* RARD = reciprocal absolute relative dispersion (see below)

Statistical Explanation	
Calculations based on the Method of Moments	
Skewness: 3rd Stand. Moment; Exact Gaussian = 0.0	
Kurtosis: 4th Stand. Moment; Exact Gaussian = 3.0	
For Further Explanation, See Basille et al. 2002	
Millimeter data calculated by $mm = 2^{(-\phi)}$	

Reciprocal Absolute Relative Dispersion (RARD) Scale	
< 0.5	Excellent homogeneity (e.g., beaches)
0.5 to 1.0	Good homogeneity
1.0 to 1.33	Fair homogeneity
> 1.33	Poor homogeneity (e.g., glacial)



# PB-32-BB



# Post-Digestion Grain Size Distribution

Onshore Grab Sample

Sample: PB-32-BB

Total Digested Mass: 37.512 grams

% Silica: 57.2 %

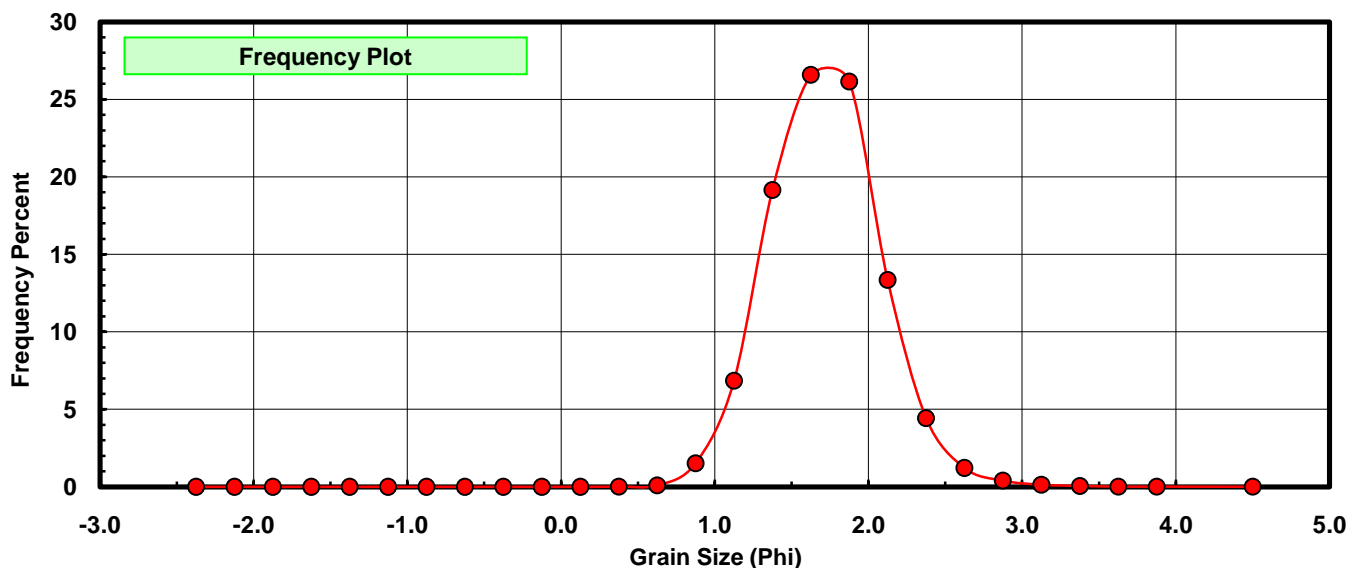
Sieve Size (phi)	Sieve Midpt (phi)	Weight (grams)	Freq Weight %	Cumulative Weight %
-2.25	-2.375	0.000	0.000	0.000
-2.00	-2.125	0.000	0.000	0.000
-1.75	-1.875	0.000	0.000	0.000
-1.50	-1.625	0.000	0.000	0.000
-1.25	-1.375	0.000	0.000	0.000
-1.00	-1.125	0.000	0.000	0.000
-0.75	-0.875	0.000	0.000	0.000
-0.50	-0.625	0.000	0.000	0.000
-0.25	-0.375	0.000	0.000	0.000
0.00	-0.125	0.000	0.000	0.000
0.25	0.125	0.000	0.000	0.000
0.50	0.375	0.007	0.019	0.019
0.75	0.625	0.037	0.099	0.117
1.00	0.875	0.571	1.522	1.639
1.25	1.125	2.565	6.838	8.477
1.50	1.375	7.185	19.154	27.631
1.75	1.625	9.969	26.575	54.207
2.00	1.875	9.813	26.160	80.366
2.25	2.125	5.006	13.345	93.711
2.50	2.375	1.665	4.439	98.150
2.75	2.625	0.457	1.218	99.368
3.00	2.875	0.150	0.400	99.768
3.25	3.125	0.051	0.136	99.904
3.50	3.375	0.023	0.061	99.965
3.75	3.625	0.006	0.016	99.981
4.00	3.875	0.005	0.013	99.995
5.00	4.500	0.002	0.005	100.000

Statistical Results			
Mean:	1.7168	phi	(0.3042 mm)
Standard Dev:	0.3659	phi-units	(0.776 mm)
Skewness:	0.3246	dimensionless	
Kurtosis:	3.8160	dimensionless	
5th Moment:	6.6868	dimensionless	
6th Moment:	43.4669	dimensionless	
RARD *	0.2131	dimensionless	
Median	1.5854	phi	(0.3332 mm)

\* RARD = reciprocal absolute relative dispersion (see below)

Statistical Explanation	
Calculations based on the Method of Moments	
Skewness: 3rd Stand. Moment; Exact Gaussian = 0.0	
Kurtosis: 4th Stand. Moment; Exact Gaussian = 3.0	
For Further Explanation, See Basille et al. 2002	
Millimeter data calculated by $mm = 2^{(-phi)}$	

Reciprocal Absolute Relative Dispersion (RARD) Scale	
< 0.5	Excellent homogeneity (e.g., beaches)
0.5 to 1.0	Good homogeneity
1.0 to 1.33	Fair homogeneity
> 1.33	Poor homogeneity (e.g., glacial)



# PB-32-BB

