

Onshore Grab Sample

Sample: PB-30-BB
Sample Taken By: D. Phelps
Sample Collected On: 1/6/09
Splits? N/A

County: Palm Beach
Latitude: 26° 32' 58.4"
Longitude: 80° 02' 31.3"
Datum: WGS 84
Surf. Elev: N/A
Datum: N/A

Fine Data Summary

Total Sample Weight 54.147 grams
Total Fines in Sample 0.089 grams
Total Percent Fines 0.16 %

Dry Sieving Summary

Total Sample Weight 54.035 grams
Total Digested Weight 28.816 grams
Total Carbonate Weight 25.219 grams
Total Silica % 53.33 %
Total Carbonate % 46.67 %
Carbonate/Silica Ratio 0.875

General Comments:

None

Description

Worked By: M. Ladle

Pre-Digestion Grain Size Distribution

Onshore Grab Sample

Sample: PB-30-BB

Total Sample Mass: 54.035 grams

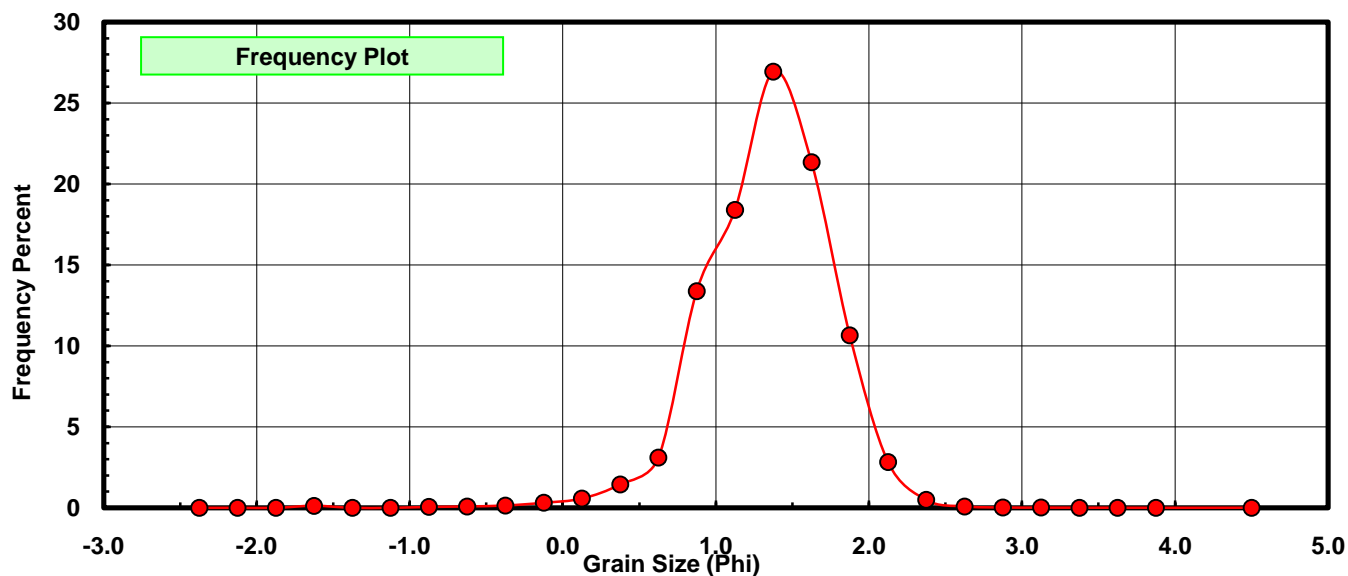
Sieve Size (phi)	Sieve Midpt (phi)	Weight (grams)	Freq Weight %	Cumulative Weight %
-2.25	-2.375	0.000	0.000	0.000
-2.00	-2.125	0.000	0.000	0.000
-1.75	-1.875	0.000	0.000	0.000
-1.50	-1.625	0.068	0.126	0.126
-1.25	-1.375	0.000	0.000	0.126
-1.00	-1.125	0.000	0.000	0.126
-0.75	-0.875	0.029	0.054	0.180
-0.50	-0.625	0.046	0.085	0.265
-0.25	-0.375	0.077	0.143	0.407
0.00	-0.125	0.168	0.311	0.718
0.25	0.125	0.309	0.572	1.290
0.50	0.375	0.784	1.451	2.741
0.75	0.625	1.672	3.094	5.835
1.00	0.875	7.229	13.378	19.213
1.25	1.125	9.943	18.401	37.615
1.50	1.375	14.554	26.934	64.549
1.75	1.625	11.533	21.344	85.892
2.00	1.875	5.759	10.658	96.550
2.25	2.125	1.526	2.824	99.374
2.50	2.375	0.262	0.485	99.859
2.75	2.625	0.047	0.087	99.946
3.00	2.875	0.011	0.020	99.967
3.25	3.125	0.007	0.013	99.980
3.50	3.375	0.004	0.007	99.987
3.75	3.625	0.003	0.006	99.993
4.00	3.875	0.001	0.002	99.994
5.00	4.50	0.003	0.006	100.000

Statistical Results			
Mean:	1.3382	phi	(0.3955 mm)
Standard Dev:	0.4252	phi-units	(0.7448 mm)
Skewness:	-0.8486	dimensionless	
Kurtosis:	7.1456	dimensionless	
5th Moment:	-26.8559	dimensionless	
6th Moment:	201.0237	dimensionless	
RARD *	0.3177	dimensionless	
Median	1.2400	phi	(0.4234 mm)

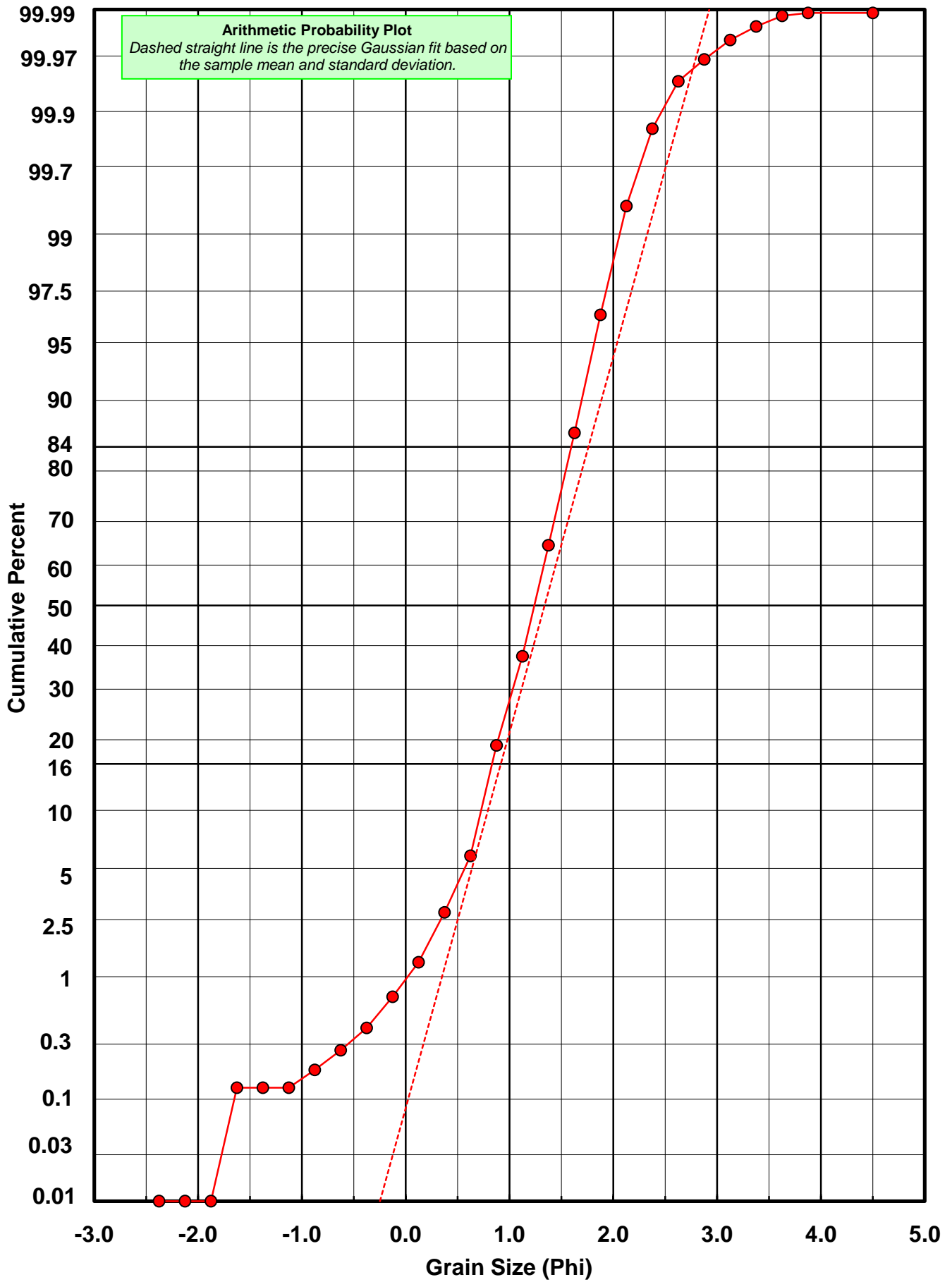
* RARD = reciprocal absolute relative dispersion (see below)

Statistical Explanation	
Calculations based on the Method of Moments	
Skewness: 3rd Stand. Moment; Exact Gaussian = 0.0	
Kurtosis: 4th Stand. Moment; Exact Gaussian = 3.0	
For Further Explanation, See Basille et al. 2002	
Millimeter data calculated by $mm = 2^{(-\phi)}$	

Reciprocal Absolute Relative Dispersion (RARD) Scale	
< 0.5	Excellent homogeneity (e.g., beaches)
0.5 to 1.0	Good homogeneity
1.0 to 1.33	Fair homogeneity
> 1.33	Poor homogeneity (e.g., glacial)



PB-30-BB



Carbonate Grain Size Distribution

Onshore Grab Sample

Sample: PB-30-BB

Total Carbonate Mass: 25.249 grams

% Carbonate: 46.7 %

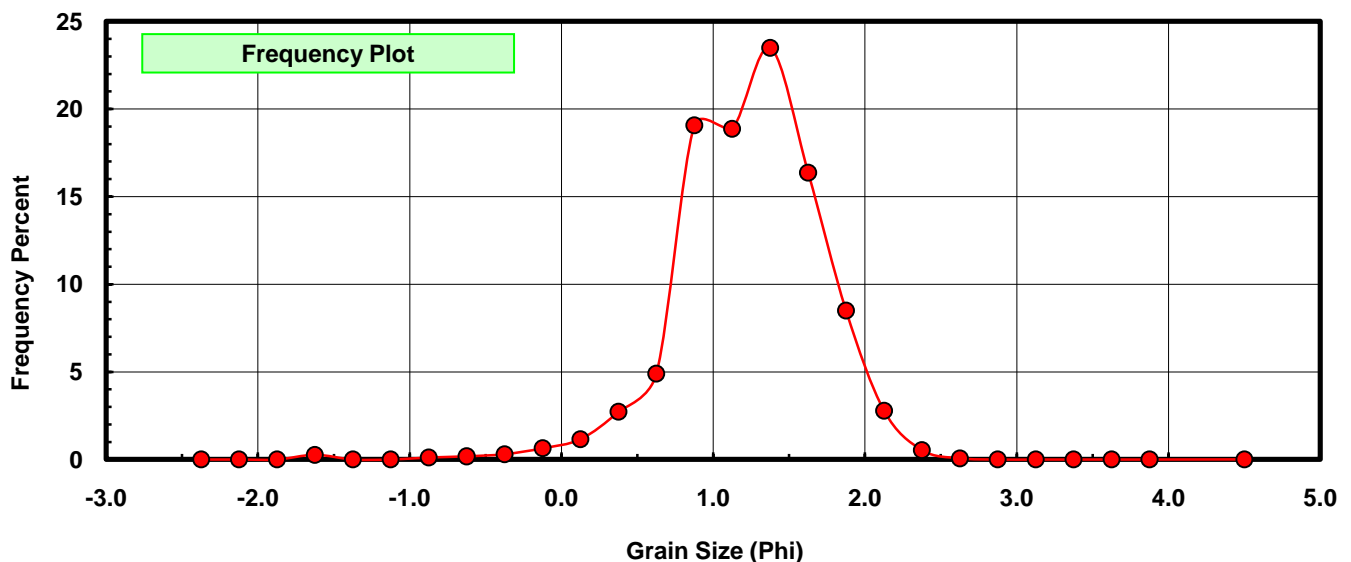
Sieve Size (phi)	Sieve Midpt (phi)	Weight (grams)	Freq Weight %	Cumulative Weight %
-2.25	-2.375	0.000	0.000	0.000
-2.00	-2.125	0.000	0.000	0.000
-1.75	-1.875	0.000	0.000	0.000
-1.50	-1.625	0.068	0.269	0.269
-1.25	-1.375	0.000	0.000	0.269
-1.00	-1.125	0.000	0.000	0.269
-0.75	-0.875	0.029	0.115	0.384
-0.50	-0.625	0.046	0.182	0.566
-0.25	-0.375	0.077	0.305	0.871
0.00	-0.125	0.162	0.642	1.513
0.25	0.125	0.293	1.160	2.673
0.50	0.375	0.687	2.721	5.394
0.75	0.625	1.238	4.903	10.297
1.00	0.875	4.815	19.070	29.367
1.25	1.125	4.765	18.872	48.240
1.50	1.375	5.930	23.486	71.726
1.75	1.625	4.134	16.373	88.099
2.00	1.875	2.144	8.491	96.590
2.25	2.125	0.705	2.792	99.382
2.50	2.375	0.136	0.539	99.921
2.75	2.625	0.018	0.071	99.992
3.00	2.875	0.000	0.000	99.992
3.25	3.125	0.000	0.000	99.992
3.50	3.375	0.000	0.000	99.992
3.75	3.625	0.000	0.000	99.992
4.00	3.875	0.000	0.000	99.992
5.00	4.500	0.002	0.008	100.000

Statistical Results			
Mean:	1.2356	phi	(0.4247 mm)
Standard Dev:	0.4878	phi-units	(0.7131 mm)
Skewness:	-0.9265	dimensionless	
Kurtosis:	6.7383	dimensionless	
5th Moment:	-23.9744	dimensionless	
6th Moment:	148.0668	dimensionless	
RARD *	0.3948	dimensionless	
Median	1.1437	phi	(0.4526 mm)

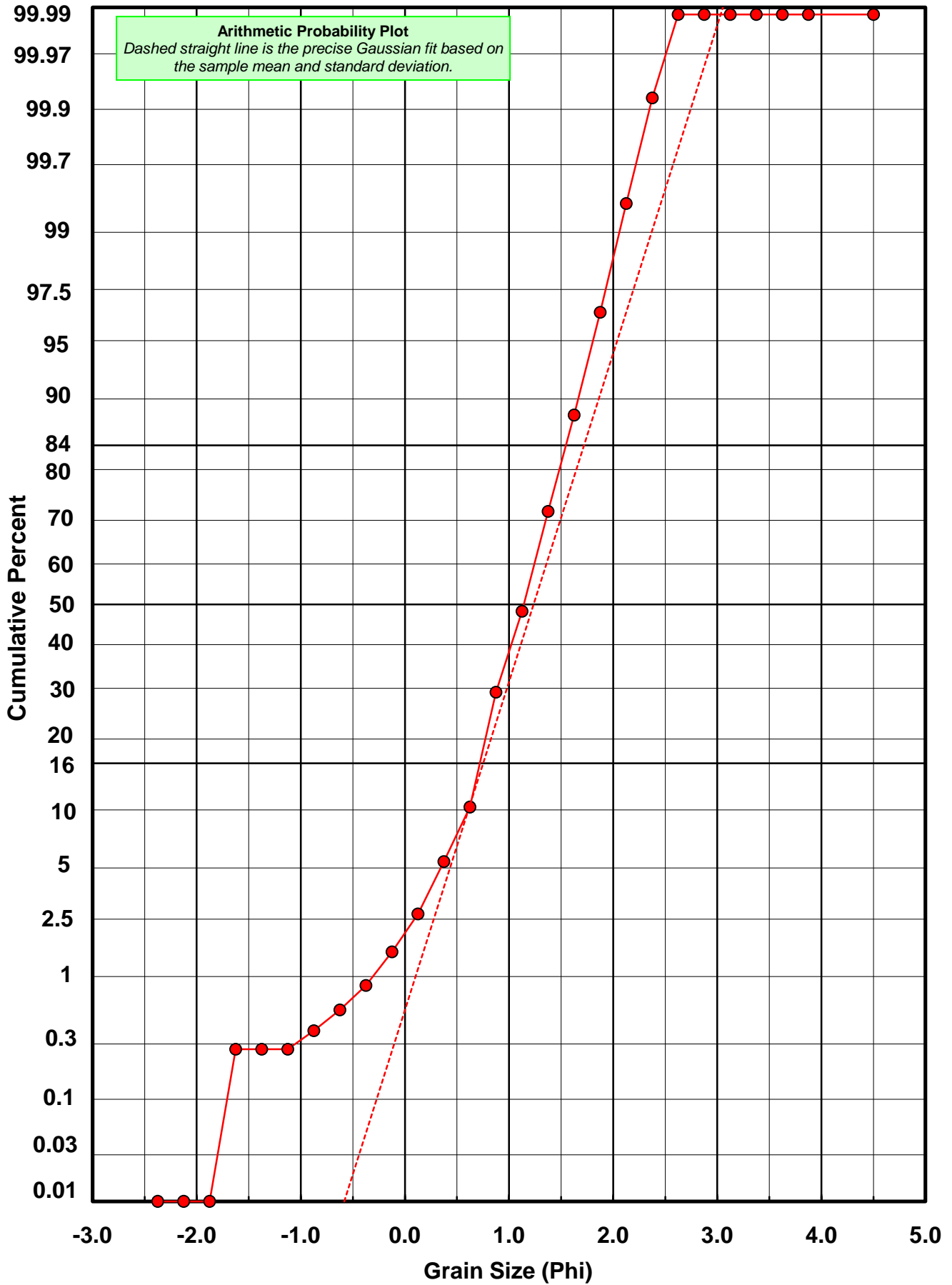
* RARD = reciprocal absolute relative dispersion (see below)

Statistical Explanation	
Calculations based on the Method of Moments	
Skewness: 3rd Stand. Moment; Exact Gaussian = 0.0	
Kurtosis: 4th Stand. Moment; Exact Gaussian = 3.0	
For Further Explanation, See Basille et al. 2002	
Millimeter data calculated by $mm = 2^{(-phi)}$	

Reciprocal Absolute Relative Dispersion (RARD) Scale	
< 0.5	Excellent homogeneity (e.g., beaches)
0.5 to 1.0	Good homogeneity
1.0 to 1.33	Fair homogeneity
> 1.33	Poor homogeneity (e.g., glacial)



PB-30-BB



Post-Digestion Grain Size Distribution

Onshore Grab Sample

Sample: PB-30-BB

Total Digested Mass: 28.816 grams

% Silica: 53.3 %

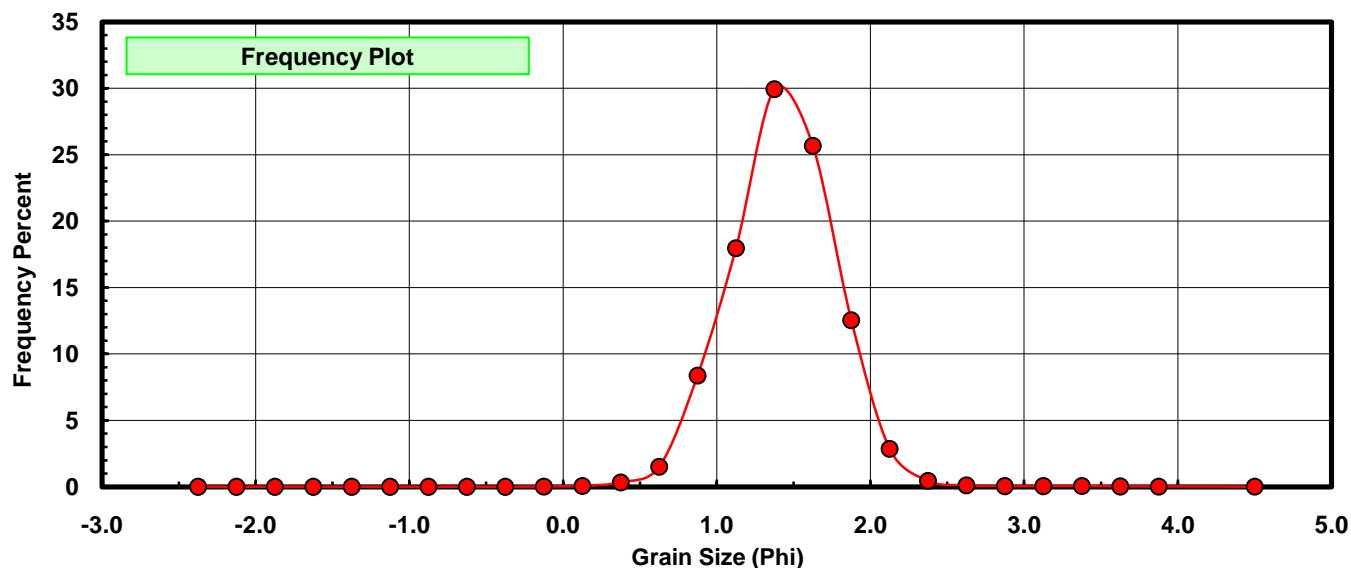
Sieve Size (phi)	Sieve Midpt (phi)	Weight (grams)	Freq Weight %	Cumulative Weight %
-2.25	-2.375	0.000	0.000	0.000
-2.00	-2.125	0.000	0.000	0.000
-1.75	-1.875	0.000	0.000	0.000
-1.50	-1.625	0.000	0.000	0.000
-1.25	-1.375	0.000	0.000	0.000
-1.00	-1.125	0.000	0.000	0.000
-0.75	-0.875	0.000	0.000	0.000
-0.50	-0.625	0.000	0.000	0.000
-0.25	-0.375	0.000	0.000	0.000
0.00	-0.125	0.006	0.021	0.021
0.25	0.125	0.016	0.056	0.076
0.50	0.375	0.097	0.337	0.413
0.75	0.625	0.434	1.506	1.919
1.00	0.875	2.414	8.377	10.296
1.25	1.125	5.178	17.969	28.266
1.50	1.375	8.624	29.928	58.193
1.75	1.625	7.399	25.677	83.870
2.00	1.875	3.615	12.545	96.415
2.25	2.125	0.821	2.849	99.264
2.50	2.375	0.126	0.437	99.702
2.75	2.625	0.029	0.101	99.802
3.00	2.875	0.014	0.049	99.851
3.25	3.125	0.014	0.049	99.899
3.50	3.375	0.015	0.052	99.951
3.75	3.625	0.007	0.024	99.976
4.00	3.875	0.006	0.021	99.997
5.00	4.500	0.001	0.003	100.000

Statistical Results			
Mean:	1.4302	phi	(0.3711 mm)
Standard Dev:	0.3514	phi-units	(0.7838 mm)
Skewness:	0.2108	dimensionless	
Kurtosis:	4.7572	dimensionless	
5th Moment:	11.3182	dimensionless	
6th Moment:	94.6054	dimensionless	
RARD *	0.2457	dimensionless	
Median	1.3066	phi	(0.4043 mm)

* RARD = reciprocal absolute relative dispersion (see below)

Statistical Explanation	
Calculations based on the Method of Moments	
Skewness: 3rd Stand. Moment; Exact Gaussian = 0.0	
Kurtosis: 4th Stand. Moment; Exact Gaussian = 3.0	
For Further Explanation, See Basille et al. 2002	
Millimeter data calculated by $mm = 2^{(-\phi)}$	

Reciprocal Absolute Relative Dispersion (RARD) Scale	
< 0.5	Excellent homogeneity (e.g., beaches)
0.5 to 1.0	Good homogeneity
1.0 to 1.33	Fair homogeneity
> 1.33	Poor homogeneity (e.g., glacial)



PB-30-BB

