

Onshore Grab Sample

Sample: PB-07-BB
Sample Taken By: D. Phelps
Sample Collected On: 1/6/09
Splits? N/A

County: Palm Beach
Latitude: 26° 52' 56.7"
Longitude: 80° 03' 12.9"
Datum: WGS 84
Surf. Elev: N/A
Datum: N/A

Fine Data Summary

Total Sample Weight	71.389 grams
Total Fines in Sample	0.117 grams
Total Percent Fines	0.16 %

Dry Sieving Summary

Total Sample Weight	71.144 grams
Total Digested Weight	21.819 grams
Total Carbonate Weight	49.325 grams
Total Silica %	30.67 %
Total Carbonate %	69.33 %
Carbonate/Silica Ratio	2.261

General Comments:

None

Description

Worked By: M. Ladle

Pre-Digestion Grain Size Distribution

Onshore Grab Sample

Sample: PB-07-BB

Total Sample Mass: 71.144 grams

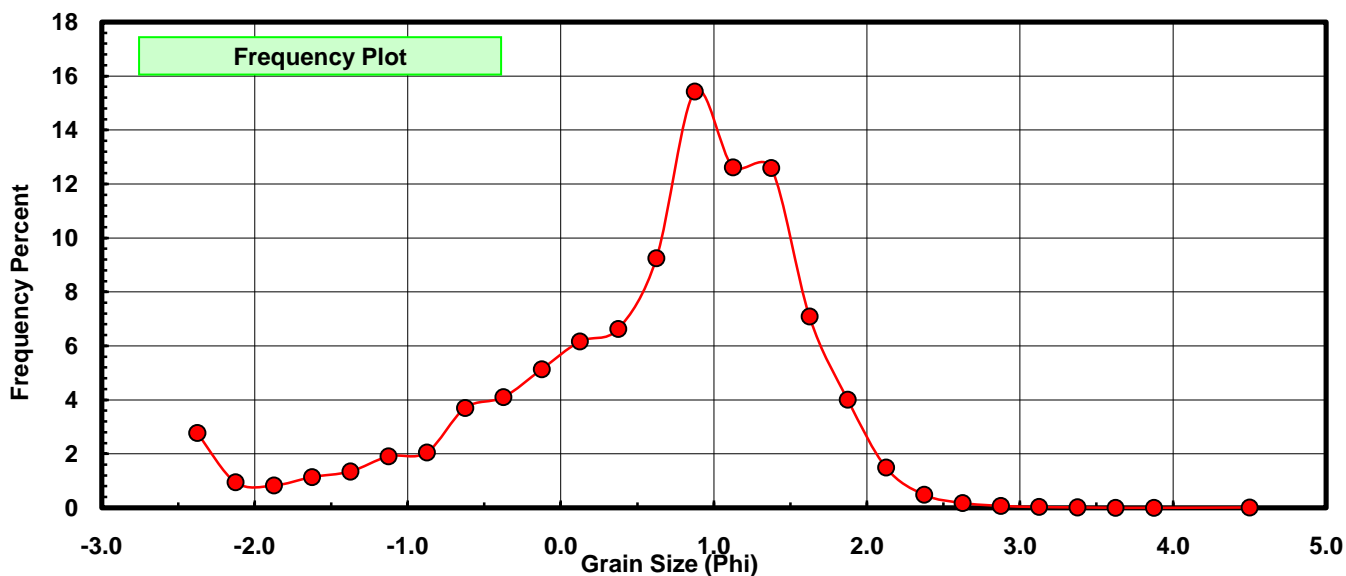
Sieve Size (phi)	Sieve Midpt (phi)	Weight (grams)	Freq Weight %	Cumulative Weight %
-2.25	-2.375	1.971	2.770	2.770
-2.00	-2.125	0.676	0.950	3.721
-1.75	-1.875	0.587	0.825	4.546
-1.50	-1.625	0.813	1.143	5.688
-1.25	-1.375	0.957	1.345	7.034
-1.00	-1.125	1.359	1.910	8.944
-0.75	-0.875	1.461	2.054	10.997
-0.50	-0.625	2.632	3.700	14.697
-0.25	-0.375	2.916	4.099	18.796
0.00	-0.125	3.654	5.136	23.932
0.25	0.125	4.388	6.168	30.100
0.50	0.375	4.717	6.630	36.730
0.75	0.625	6.582	9.252	45.981
1.00	0.875	10.976	15.428	61.409
1.25	1.125	8.977	12.618	74.027
1.50	1.375	8.960	12.594	86.622
1.75	1.625	5.042	7.087	93.709
2.00	1.875	2.848	4.003	97.712
2.25	2.125	1.060	1.490	99.202
2.50	2.375	0.343	0.482	99.684
2.75	2.625	0.128	0.180	99.864
3.00	2.875	0.052	0.073	99.937
3.25	3.125	0.021	0.030	99.966
3.50	3.375	0.012	0.017	99.983
3.75	3.625	0.002	0.003	99.986
4.00	3.875	0.001	0.001	99.987
5.00	4.50	0.009	0.013	100.000

Statistical Results			
Mean:	0.5600	phi	(0.6783 mm)
Standard Dev:	1.0281	phi-units	(0.4903 mm)
Skewness:	-1.0156	dimensionless	
Kurtosis:	3.7960	dimensionless	
5th Moment:	-7.6406	dimensionless	
6th Moment:	23.5015	dimensionless	
RARD *	1.8360	dimensionless	
Median	0.6901	phi	(0.6198 mm)

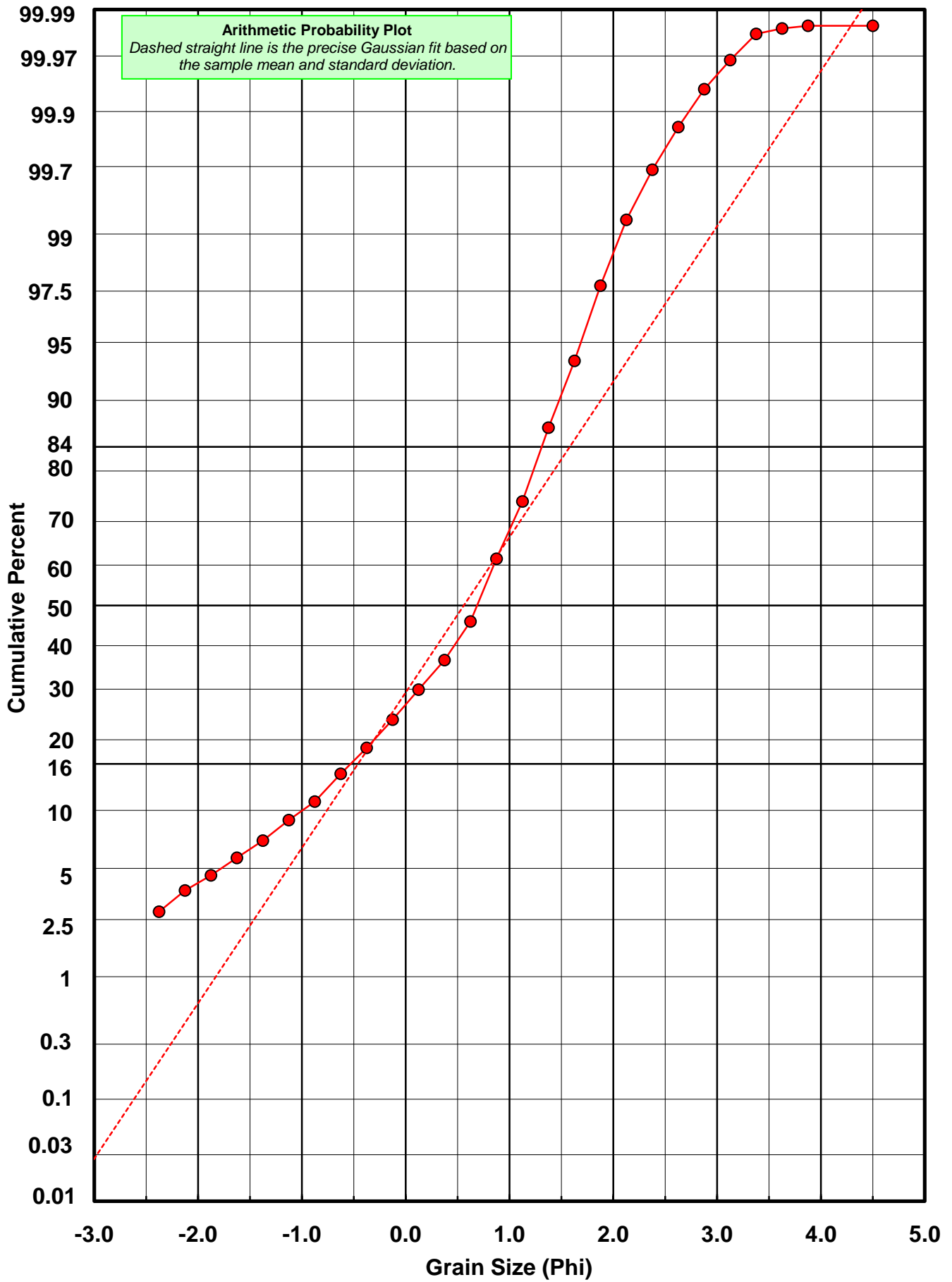
* RARD = reciprocal absolute relative dispersion (see below)

Statistical Explanation	
Calculations based on the Method of Moments	
Skewness: 3rd Stand. Moment; Exact Gaussian = 0.0	
Kurtosis: 4th Stand. Moment; Exact Gaussian = 3.0	
For Further Explanation, See Basille et al. 2002	
Millimeter data calculated by $mm = 2^{-(\phi)}$	

Reciprocal Absolute Relative Dispersion (RARD) Scale	
< 0.5	Excellent homogeneity (e.g., beaches)
0.5 to 1.0	Good homogeneity
1.0 to 1.33	Fair homogeneity
> 1.33	Poor homogeneity (e.g., glacial)



PB-07-BB



Carbonate Grain Size Distribution

Onshore Grab Sample

Sample: PB-07-BB

Total Carbonate Mass: 49.516 grams

% Carbonate: 69.3 %

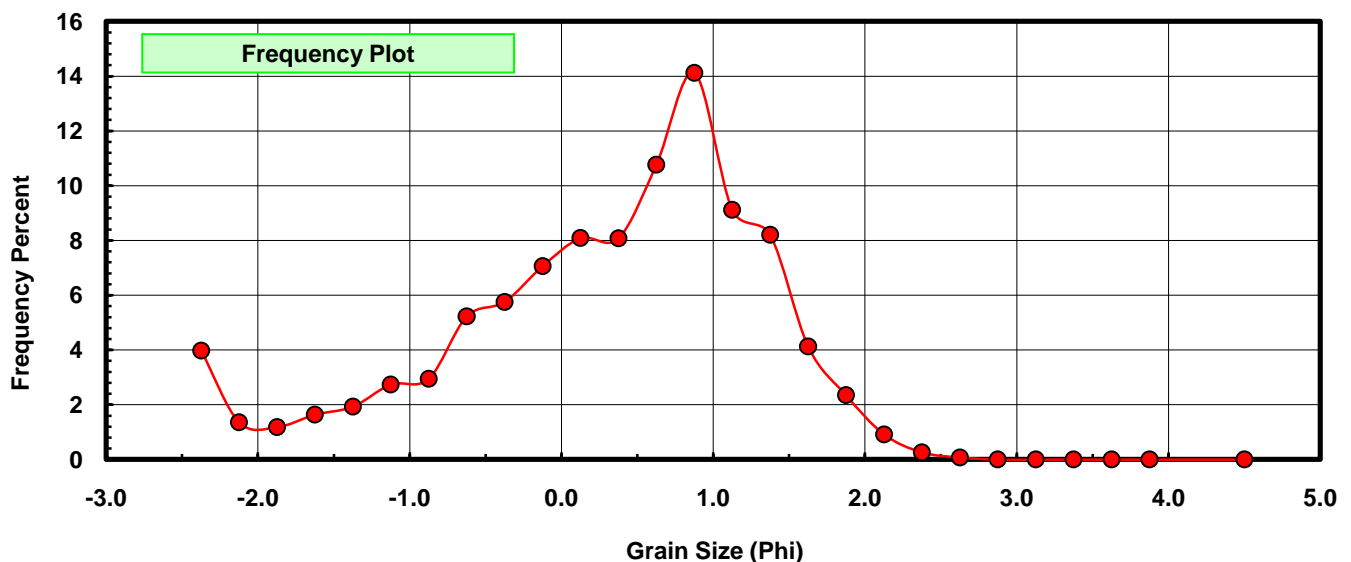
Sieve Size (phi)	Sieve Midpt (phi)	Weight (grams)	Freq Weight %	Cumulative Weight %
-2.25	-2.375	1.971	3.981	3.981
-2.00	-2.125	0.676	1.365	5.346
-1.75	-1.875	0.587	1.185	6.531
-1.50	-1.625	0.813	1.642	8.173
-1.25	-1.375	0.957	1.933	10.106
-1.00	-1.125	1.359	2.745	12.850
-0.75	-0.875	1.461	2.951	15.801
-0.50	-0.625	2.589	5.229	21.030
-0.25	-0.375	2.852	5.760	26.789
0.00	-0.125	3.499	7.066	33.856
0.25	0.125	4.005	8.088	41.944
0.50	0.375	4.001	8.080	50.024
0.75	0.625	5.334	10.772	60.797
1.00	0.875	6.993	14.123	74.919
1.25	1.125	4.518	9.124	84.044
1.50	1.375	4.063	8.205	92.249
1.75	1.625	2.047	4.134	96.383
2.00	1.875	1.165	2.353	98.736
2.25	2.125	0.456	0.921	99.657
2.50	2.375	0.132	0.267	99.923
2.75	2.625	0.038	0.077	100.000
3.00	2.875	0.000	0.000	100.000
3.25	3.125	0.000	0.000	100.000
3.50	3.375	0.000	0.000	100.000
3.75	3.625	0.000	0.000	100.000
4.00	3.875	0.000	0.000	100.000
5.00	4.500	0.000	0.000	100.000

Statistical Results			
Mean:	0.2672	phi	(0.831 mm)
Standard Dev:	1.0646	phi-units	(0.4781 mm)
Skewness:	-0.7680	dimensionless	
Kurtosis:	3.0692	dimensionless	
5th Moment:	-4.9174	dimensionless	
6th Moment:	14.2138	dimensionless	
RARD *	3.9851	dimensionless	
Median	0.3743	phi	(0.7715 mm)

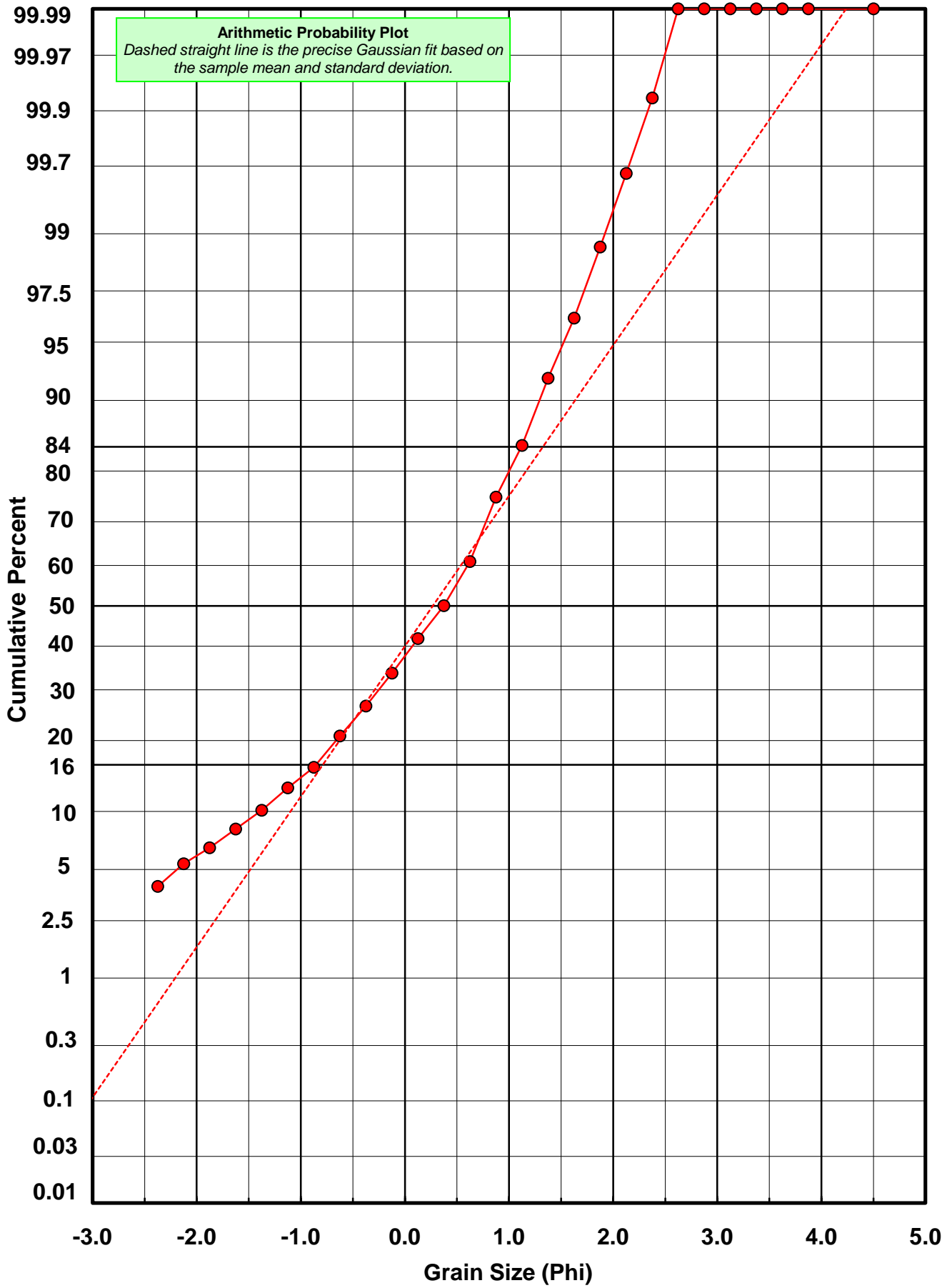
* RARD = reciprocal absolute relative dispersion (see below)

Statistical Explanation	
Calculations based on the Method of Moments	
Skewness: 3rd Stand. Moment; Exact Gaussian = 0.0	
Kurtosis: 4th Stand. Moment; Exact Gaussian = 3.0	
For Further Explanation, See Basille et al. 2002	
Millimeter data calculated by $mm = 2^{(-\phi)}$	

Reciprocal Absolute Relative Dispersion (RARD) Scale	
< 0.5	Excellent homogeneity (e.g., beaches)
0.5 to 1.0	Good homogeneity
1.0 to 1.33	Fair homogeneity
> 1.33	Poor homogeneity (e.g., glacial)



PB-07-BB



Post-Digestion Grain Size Distribution

Onshore Grab Sample

Sample: PB-07-BB

Total Digested Mass: 21.819 grams

% Silica: 30.7 %

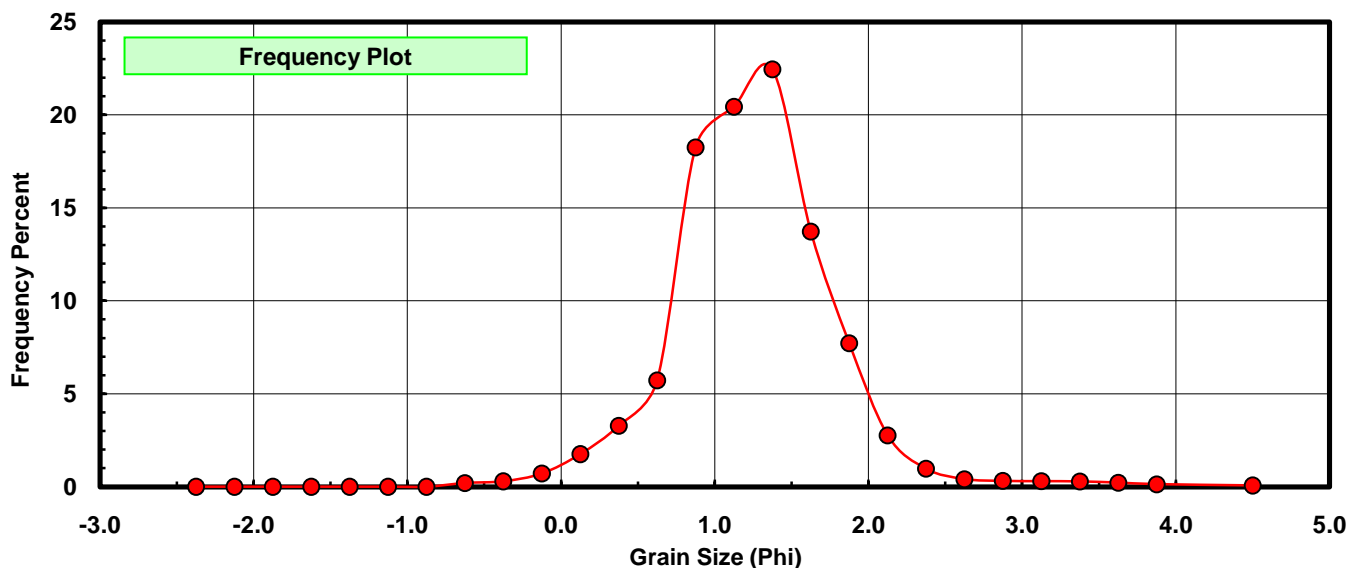
Sieve Size (phi)	Sieve Midpt (phi)	Weight (grams)	Freq Weight %	Cumulative Weight %
-2.25	-2.375	0.000	0.000	0.000
-2.00	-2.125	0.000	0.000	0.000
-1.75	-1.875	0.000	0.000	0.000
-1.50	-1.625	0.000	0.000	0.000
-1.25	-1.375	0.000	0.000	0.000
-1.00	-1.125	0.000	0.000	0.000
-0.75	-0.875	0.000	0.000	0.000
-0.50	-0.625	0.043	0.197	0.197
-0.25	-0.375	0.064	0.293	0.490
0.00	-0.125	0.155	0.710	1.201
0.25	0.125	0.383	1.755	2.956
0.50	0.375	0.716	3.282	6.238
0.75	0.625	1.248	5.720	11.957
1.00	0.875	3.983	18.255	30.212
1.25	1.125	4.459	20.436	50.649
1.50	1.375	4.897	22.444	73.092
1.75	1.625	2.995	13.727	86.819
2.00	1.875	1.683	7.713	94.532
2.25	2.125	0.604	2.768	97.301
2.50	2.375	0.211	0.967	98.268
2.75	2.625	0.090	0.412	98.680
3.00	2.875	0.068	0.312	98.992
3.25	3.125	0.065	0.298	99.290
3.50	3.375	0.062	0.284	99.574
3.75	3.625	0.048	0.220	99.794
4.00	3.875	0.030	0.137	99.931
5.00	4.500	0.015	0.069	100.000

Statistical Results			
Mean:	1.2498	phi	(0.4205 mm)
Standard Dev:	0.5432	phi-units	(0.6863 mm)
Skewness:	0.6076	dimensionless	
Kurtosis:	6.2550	dimensionless	
5th Moment:	15.6502	dimensionless	
6th Moment:	98.3902	dimensionless	
RARD *	0.4346	dimensionless	
Median	1.1171	phi	(0.461 mm)

* RARD = reciprocal absolute relative dispersion (see below)

Statistical Explanation	
Calculations based on the Method of Moments	
Skewness: 3rd Stand. Moment; Exact Gaussian = 0.0	
Kurtosis: 4th Stand. Moment; Exact Gaussian = 3.0	
For Further Explanation, See Basille et al. 2002	
Millimeter data calculated by $mm = 2^{(-\phi)}$	

Reciprocal Absolute Relative Dispersion (RARD) Scale	
< 0.5	Excellent homogeneity (e.g., beaches)
0.5 to 1.0	Good homogeneity
1.0 to 1.33	Fair homogeneity
> 1.33	Poor homogeneity (e.g., glacial)



PB-07-BB

