

## **Onshore Grab Sample**

**Sample:** PB-05  
**Sample Taken By:** D. Phelps  
**Sample Collected On:** 12/18/08  
**Splits?** N/A

**County:** Palm Beach  
**Latitude:** 26° 54' 36.2"  
**Longitude:** 80° 03' 43.8"  
**Datum:** WGS 84  
**Surf. Elev:** N/A  
**Datum:** N/A

### **Fine Data Summary**

Total Sample Weight 57.834 grams  
Total Fines in Sample 0.100 grams  
Total Percent Fines 0.17 %

### **Dry Sieving Summary**

Total Sample Weight 57.609 grams  
Total Digested Weight 24.453 grams  
Total Carbonate Weight 33.156 grams  
Total Silica % 42.45 %  
Total Carbonate % 57.55 %  
Carbonate/Silica Ratio 1.356

### **General Comments:**

None

### **Description**

Worked By: M. Ladle

# Pre-Digestion Grain Size Distribution

Onshore Grab Sample

Sample: PB-05

Total Sample Mass: 57.609 grams

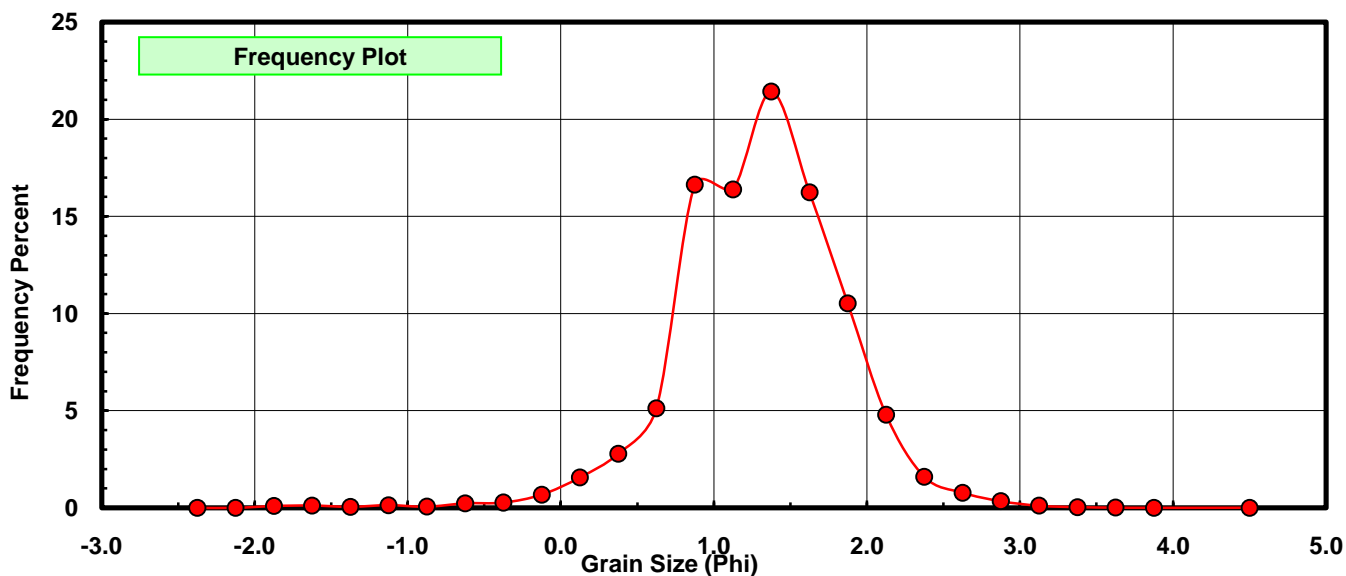
Sieve Size (phi)	Sieve Midpt (phi)	Weight (grams)	Freq Weight %	Cumulative Weight %
-2.25	-2.375	0.000	0.000	0.000
-2.00	-2.125	0.000	0.000	0.000
-1.75	-1.875	0.054	0.094	0.094
-1.50	-1.625	0.069	0.120	0.214
-1.25	-1.375	0.031	0.054	0.267
-1.00	-1.125	0.079	0.137	0.404
-0.75	-0.875	0.034	0.059	0.463
-0.50	-0.625	0.133	0.231	0.694
-0.25	-0.375	0.156	0.271	0.965
0.00	-0.125	0.391	0.679	1.644
0.25	0.125	0.901	1.564	3.208
0.50	0.375	1.606	2.788	5.996
0.75	0.625	2.954	5.128	11.123
1.00	0.875	9.578	16.626	27.749
1.25	1.125	9.439	16.385	44.134
1.50	1.375	12.340	21.420	65.554
1.75	1.625	9.353	16.235	81.789
2.00	1.875	6.065	10.528	92.317
2.25	2.125	2.764	4.798	97.115
2.50	2.375	0.923	1.602	98.717
2.75	2.625	0.449	0.779	99.497
3.00	2.875	0.197	0.342	99.839
3.25	3.125	0.062	0.108	99.946
3.50	3.375	0.021	0.036	99.983
3.75	3.625	0.006	0.010	99.993
4.00	3.875	0.001	0.002	99.995
5.00	4.50	0.003	0.005	100.000

Statistical Results			
Mean:	1.2958	phi	(0.4073 mm)
Standard Dev:	0.5535	phi-units	(0.6814 mm)
Skewness:	-0.6040	dimensionless	
Kurtosis:	5.9289	dimensionless	
5th Moment:	-15.4547	dimensionless	
6th Moment:	99.5153	dimensionless	
RARD *	0.4272	dimensionless	
Median	1.1935	phi	(0.4373 mm)

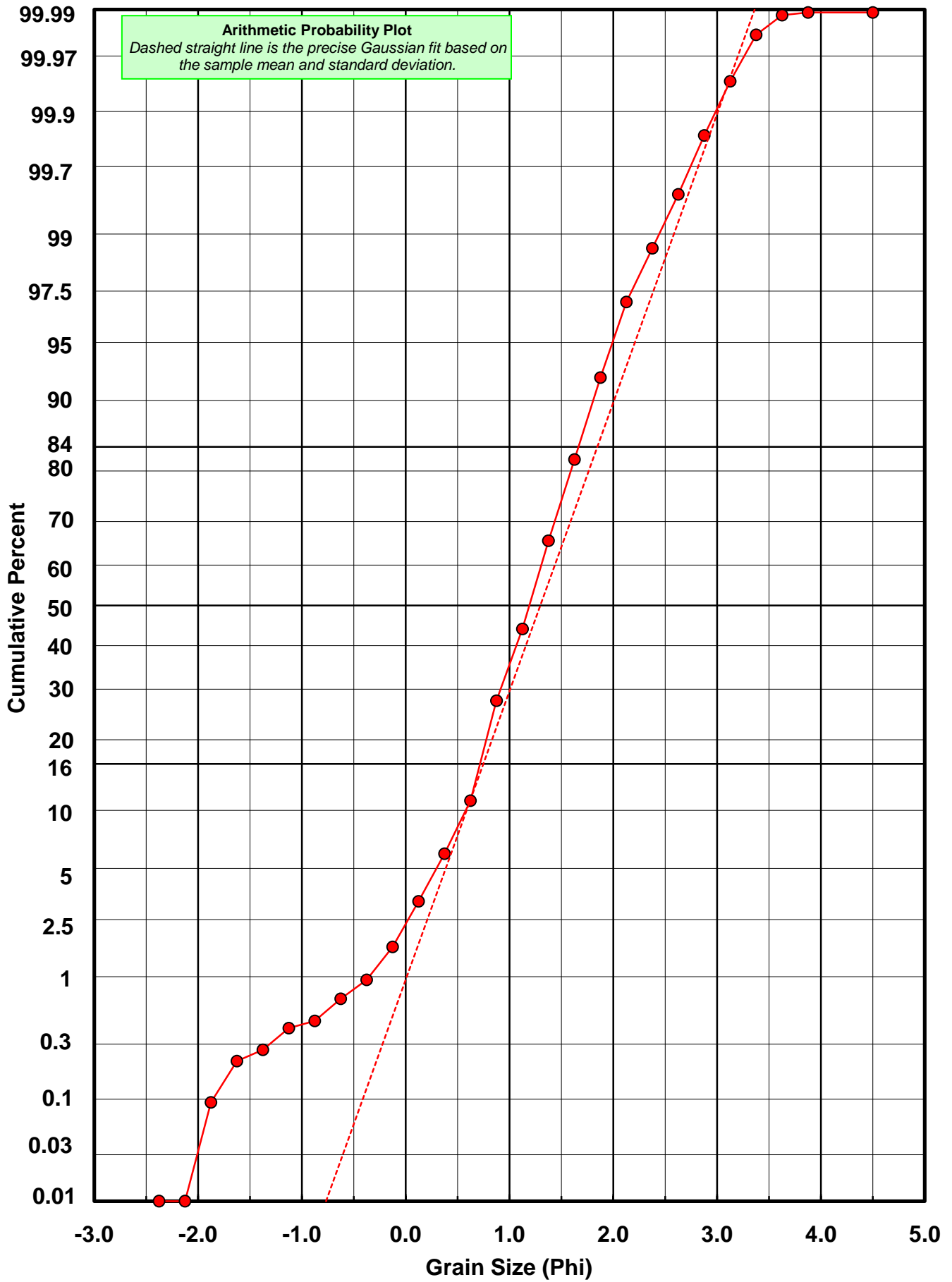
\* RARD = reciprocal absolute relative dispersion (see below)

Statistical Explanation
Calculations based on the Method of Moments
Skewness: 3rd Stand. Moment; Exact Gaussian = 0.0
Kurtosis: 4th Stand. Moment; Exact Gaussian = 3.0
For Further Explanation, See Basille et al. 2002
Millimeter data calculated by $mm = 2^{(-\phi)}$

Reciprocal Absolute Relative Dispersion (RARD) Scale	
< 0.5	Excellent homogeneity (e.g., beaches)
0.5 to 1.0	Good homogeneity
1.0 to 1.33	Fair homogeneity
> 1.33	Poor homogeneity (e.g., glacial)



# PB-05



# Carbonate Grain Size Distribution

Onshore Grab Sample

Sample: PB-05

Total Carbonate Mass: 33.288 grams

% Carbonate: 57.6 %

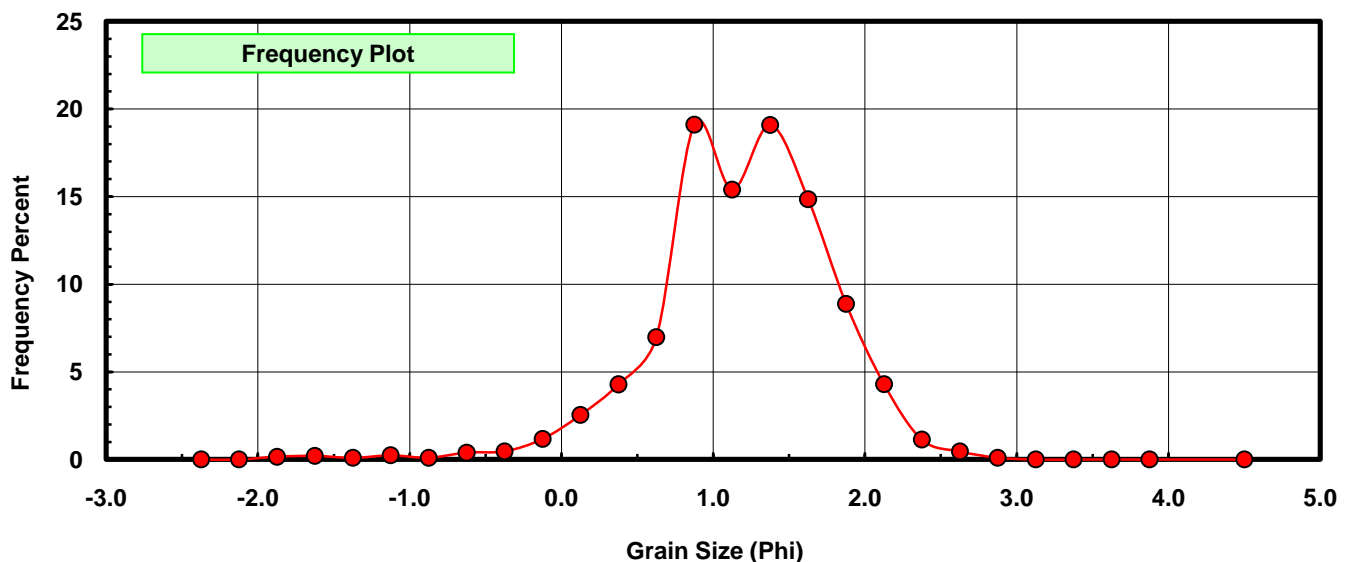
Sieve Size (phi)	Sieve Midpt (phi)	Weight (grams)	Freq Weight %	Cumulative Weight %
-2.25	-2.375	0.000	0.000	0.000
-2.00	-2.125	0.000	0.000	0.000
-1.75	-1.875	0.054	0.162	0.162
-1.50	-1.625	0.069	0.207	0.370
-1.25	-1.375	0.031	0.093	0.463
-1.00	-1.125	0.079	0.237	0.700
-0.75	-0.875	0.034	0.102	0.802
-0.50	-0.625	0.133	0.400	1.202
-0.25	-0.375	0.156	0.469	1.670
0.00	-0.125	0.391	1.175	2.845
0.25	0.125	0.847	2.544	5.389
0.50	0.375	1.428	4.290	9.679
0.75	0.625	2.324	6.981	16.661
1.00	0.875	6.361	19.109	35.770
1.25	1.125	5.128	15.405	51.175
1.50	1.375	6.353	19.085	70.260
1.75	1.625	4.947	14.861	85.121
2.00	1.875	2.959	8.889	94.010
2.25	2.125	1.430	4.296	98.306
2.50	2.375	0.377	1.133	99.438
2.75	2.625	0.153	0.460	99.898
3.00	2.875	0.034	0.102	100.000
3.25	3.125	0.000	0.000	100.000
3.50	3.375	0.000	0.000	100.000
3.75	3.625	0.000	0.000	100.000
4.00	3.875	0.000	0.000	100.000
5.00	4.500	0.000	0.000	100.000

Statistical Results			
Mean:	1.1902	phi	(0.4382 mm)
Standard Dev:	0.5931	phi-units	(0.6629 mm)
Skewness:	-0.8596	dimensionless	
Kurtosis:	5.6284	dimensionless	
5th Moment:	-17.0531	dimensionless	
6th Moment:	83.9434	dimensionless	
RARD *	0.4984	dimensionless	
Median	1.1059	phi	(0.4646 mm)

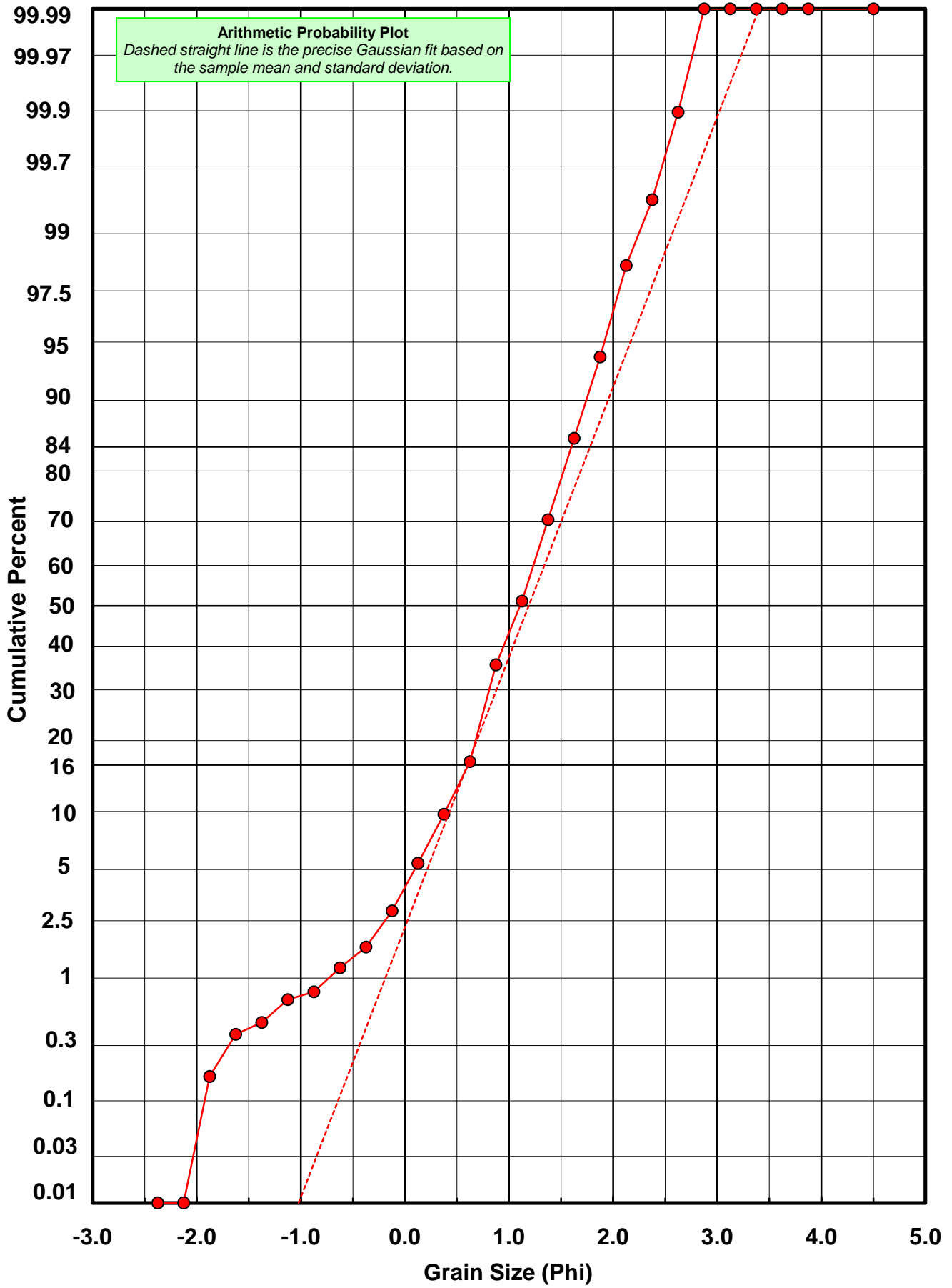
\* RARD = reciprocal absolute relative dispersion (see below)

Statistical Explanation	
Calculations based on the Method of Moments	
Skewness: 3rd Stand. Moment; Exact Gaussian = 0.0	
Kurtosis: 4th Stand. Moment; Exact Gaussian = 3.0	
For Further Explanation, See Basille et al. 2002	
Millimeter data calculated by $mm = 2^{(-\phi)}$	

Reciprocal Absolute Relative Dispersion (RARD) Scale	
< 0.5	Excellent homogeneity (e.g., beaches)
0.5 to 1.0	Good homogeneity
1.0 to 1.33	Fair homogeneity
> 1.33	Poor homogeneity (e.g., glacial)



# PB-05



# Post-Digestion Grain Size Distribution

Onshore Grab Sample

Sample: PB-05

Total Digested Mass: 24.453 grams

% Silica: 42.4 %

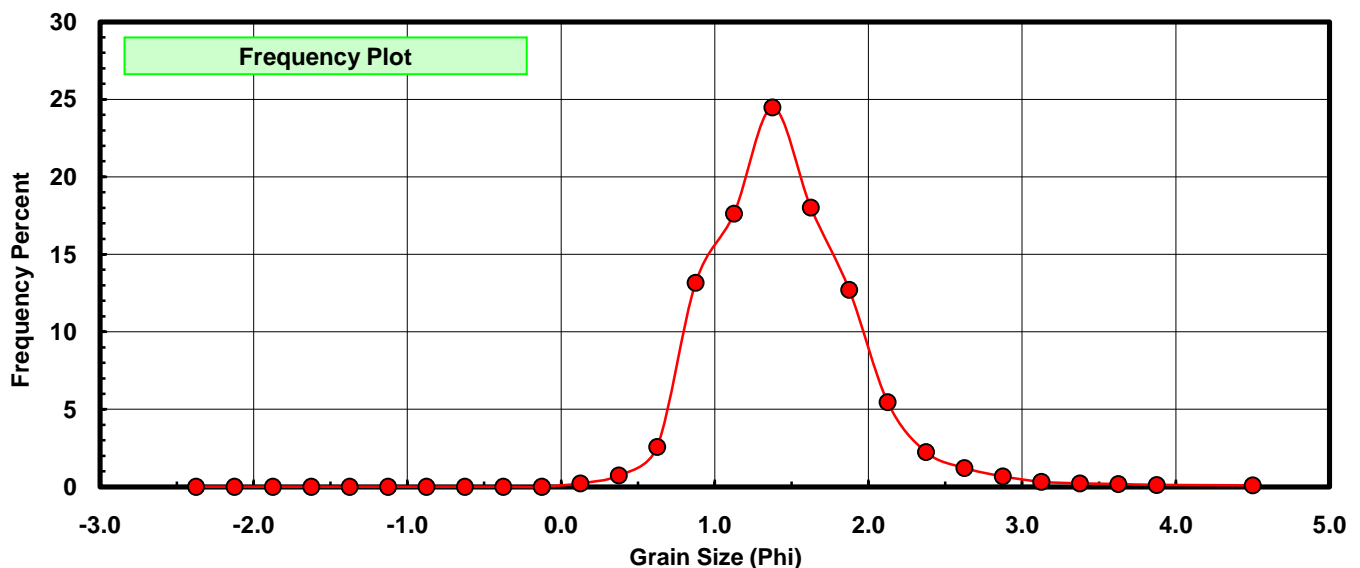
Sieve Size (phi)	Sieve Midpt (phi)	Weight (grams)	Freq Weight %	Cumulative Weight %
-2.25	-2.375	0.000	0.000	0.000
-2.00	-2.125	0.000	0.000	0.000
-1.75	-1.875	0.000	0.000	0.000
-1.50	-1.625	0.000	0.000	0.000
-1.25	-1.375	0.000	0.000	0.000
-1.00	-1.125	0.000	0.000	0.000
-0.75	-0.875	0.000	0.000	0.000
-0.50	-0.625	0.000	0.000	0.000
-0.25	-0.375	0.000	0.000	0.000
0.00	-0.125	0.000	0.000	0.000
0.25	0.125	0.054	0.221	0.221
0.50	0.375	0.178	0.728	0.949
0.75	0.625	0.630	2.576	3.525
1.00	0.875	3.217	13.156	16.681
1.25	1.125	4.311	17.630	34.311
1.50	1.375	5.987	24.484	58.794
1.75	1.625	4.406	18.018	76.813
2.00	1.875	3.106	12.702	89.515
2.25	2.125	1.334	5.455	94.970
2.50	2.375	0.546	2.233	97.203
2.75	2.625	0.296	1.210	98.413
3.00	2.875	0.163	0.667	99.080
3.25	3.125	0.078	0.319	99.399
3.50	3.375	0.053	0.217	99.616
3.75	3.625	0.043	0.176	99.791
4.00	3.875	0.029	0.119	99.910
5.00	4.500	0.022	0.090	100.000

Statistical Results			
Mean:	1.4524	phi	(0.3654 mm)
Standard Dev:	0.4967	phi-units	(0.7087 mm)
Skewness:	0.9664	dimensionless	
Kurtosis:	5.8132	dimensionless	
5th Moment:	19.6723	dimensionless	
6th Moment:	101.9247	dimensionless	
RARD *	0.3420	dimensionless	
Median	1.2852	phi	(0.4103 mm)

\* RARD = reciprocal absolute relative dispersion (see below)

Statistical Explanation	
Calculations based on the Method of Moments	
Skewness: 3rd Stand. Moment; Exact Gaussian = 0.0	
Kurtosis: 4th Stand. Moment; Exact Gaussian = 3.0	
For Further Explanation, See Basille et al. 2002	
Millimeter data calculated by $mm = 2^{(-\phi)}$	

Reciprocal Absolute Relative Dispersion (RARD) Scale	
< 0.5	Excellent homogeneity (e.g., beaches)
0.5 to 1.0	Good homogeneity
1.0 to 1.33	Fair homogeneity
> 1.33	Poor homogeneity (e.g., glacial)



# PB-05

