

**Onshore Grab Sample**

**Sample:** PB-01  
**Sample Taken By:** D. Phelps  
**Sample Collected On:** 12/18/08  
**Splits?** N/A

**County:** Palm Beach  
**Latitude:** 26° 57' 42.8"  
**Longitude:** 80° 04' 39.4"  
**Datum:** WGS 84  
**Surf. Elev:** N/A  
**Datum:** N/A

**Fine Data Summary**

Total Sample Weight 52.557 grams  
Total Fines in Sample 0.084 grams  
Total Percent Fines 0.16 %

**Dry Sieving Summary**

Total Sample Weight 52.470 grams  
Total Digested Weight 11.762 grams  
Total Carbonate Weight 40.708 grams  
Total Silica % 22.42 %  
Total Carbonate % 77.58 %  
Carbonate/Silica Ratio 3.461

**General Comments:**

None

**Description**

Worked By: M. Ladle

# Pre-Digestion Grain Size Distribution

Onshore Grab Sample

Sample: PB-01

Total Sample Mass: 52.470 grams

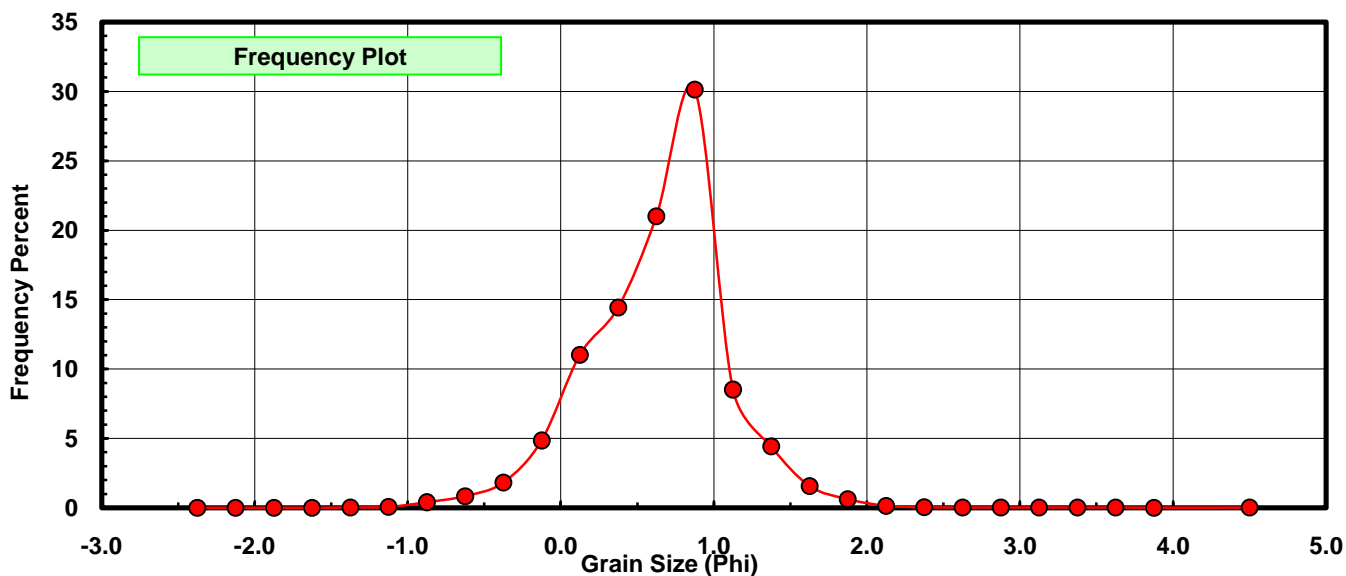
Sieve Size (phi)	Sieve Midpt (phi)	Weight (grams)	Freq Weight %	Cumulative Weight %
-2.25	-2.375	0.000	0.000	0.000
-2.00	-2.125	0.000	0.000	0.000
-1.75	-1.875	0.000	0.000	0.000
-1.50	-1.625	0.000	0.000	0.000
-1.25	-1.375	0.009	0.017	0.017
-1.00	-1.125	0.031	0.059	0.076
-0.75	-0.875	0.211	0.402	0.478
-0.50	-0.625	0.440	0.839	1.317
-0.25	-0.375	0.956	1.822	3.139
0.00	-0.125	2.546	4.852	7.991
0.25	0.125	5.784	11.023	19.015
0.50	0.375	7.572	14.431	33.446
0.75	0.625	11.024	21.010	54.456
1.00	0.875	15.807	30.126	84.582
1.25	1.125	4.470	8.519	93.101
1.50	1.375	2.319	4.420	97.520
1.75	1.625	0.826	1.574	99.095
2.00	1.875	0.325	0.619	99.714
2.25	2.125	0.077	0.147	99.861
2.50	2.375	0.019	0.036	99.897
2.75	2.625	0.009	0.017	99.914
3.00	2.875	0.008	0.015	99.929
3.25	3.125	0.010	0.019	99.949
3.50	3.375	0.008	0.015	99.964
3.75	3.625	0.009	0.017	99.981
4.00	3.875	0.004	0.008	99.989
5.00	4.50	0.006	0.011	100.000

Statistical Results			
Mean:	0.6415	phi	(0.6411 mm)
Standard Dev:	0.4618	phi-units	(0.7261 mm)
Skewness:	-0.0793	dimensionless	
Kurtosis:	5.0113	dimensionless	
5th Moment:	8.1709	dimensionless	
6th Moment:	98.6314	dimensionless	
RARD *	0.7198	dimensionless	
Median	0.5720	phi	(0.6727 mm)

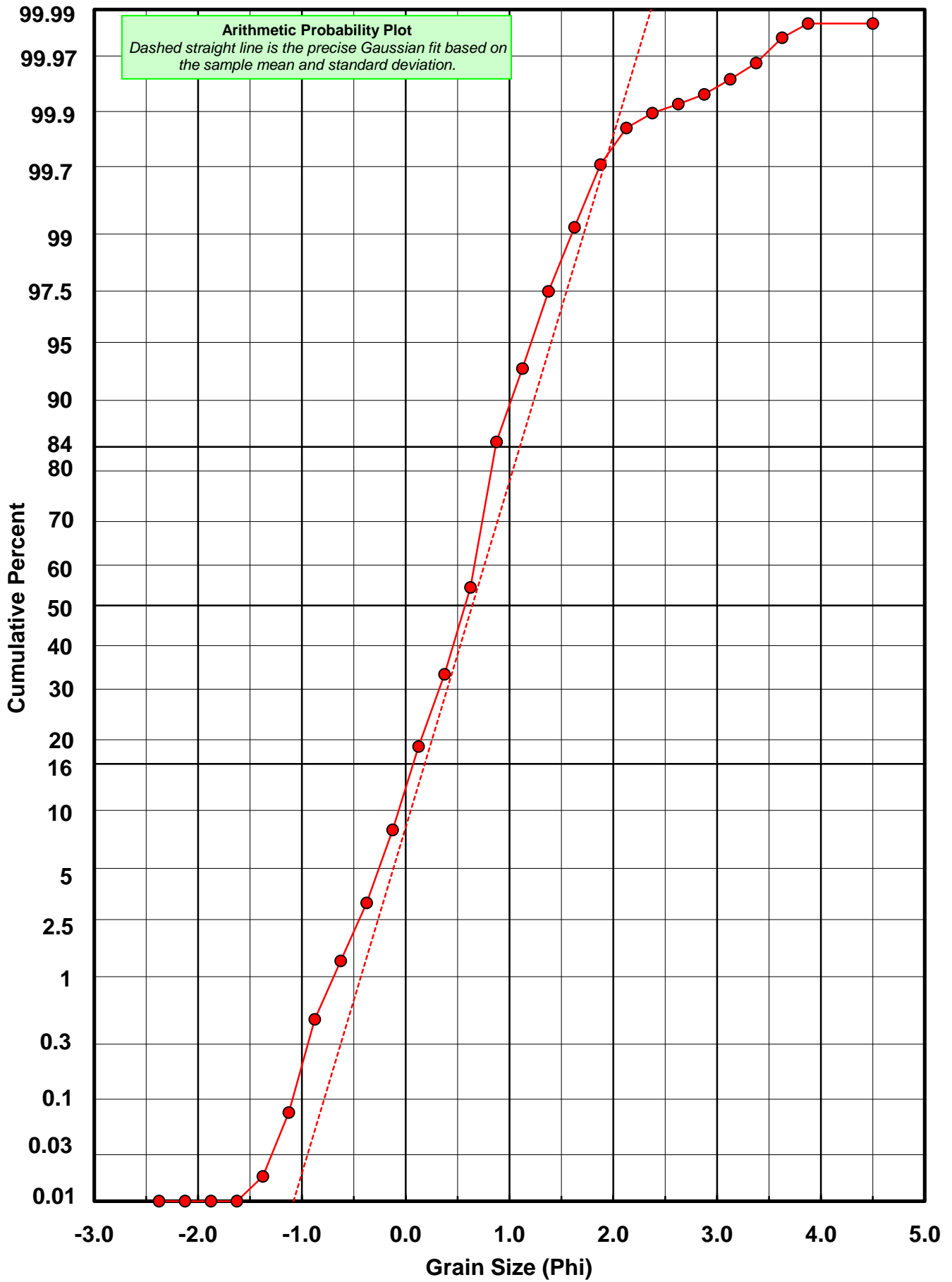
\* RARD = reciprocal absolute relative dispersion (see below)

Statistical Explanation	
Calculations based on the Method of Moments	
Skewness: 3rd Stand. Moment; Exact Gaussian = 0.0	
Kurtosis: 4th Stand. Moment; Exact Gaussian = 3.0	
For Further Explanation, See Basille et al. 2002	
Millimeter data calculated by $mm = 2^{(-\phi)}$	

Reciprocal Absolute Relative Dispersion (RARD) Scale	
< 0.5	Excellent homogeneity (e.g., beaches)
0.5 to 1.0	Good homogeneity
1.0 to 1.33	Fair homogeneity
> 1.33	Poor homogeneity (e.g., glacial)



# PB-01



# Carbonate Grain Size Distribution

Onshore Grab Sample

Sample: PB-01

Total Carbonate Mass: 41.006 grams

% Carbonate: 77.6 %

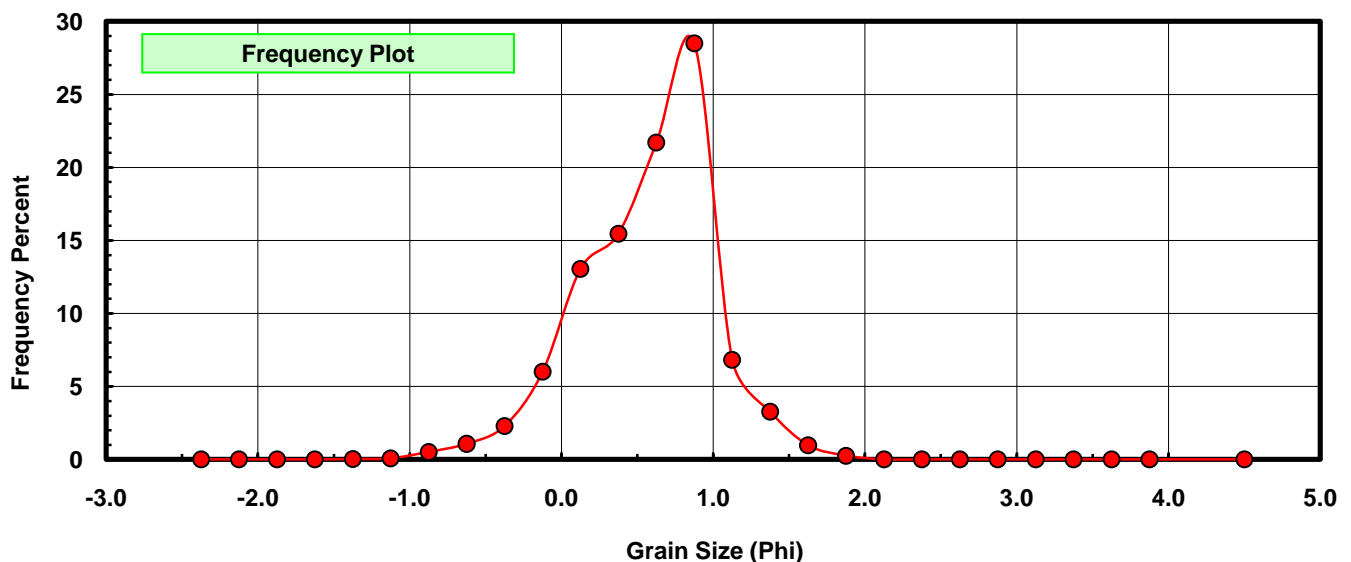
Sieve Size (phi)	Sieve Midpt (phi)	Weight (grams)	Freq Weight %	Cumulative Weight %
-2.25	-2.375	0.000	0.000	0.000
-2.00	-2.125	0.000	0.000	0.000
-1.75	-1.875	0.000	0.000	0.000
-1.50	-1.625	0.000	0.000	0.000
-1.25	-1.375	0.009	0.022	0.022
-1.00	-1.125	0.031	0.076	0.098
-0.75	-0.875	0.211	0.515	0.612
-0.50	-0.625	0.440	1.073	1.685
-0.25	-0.375	0.937	2.285	3.970
0.00	-0.125	2.462	6.004	9.974
0.25	0.125	5.352	13.052	23.026
0.50	0.375	6.338	15.456	38.482
0.75	0.625	8.897	21.697	60.179
1.00	0.875	11.683	28.491	88.670
1.25	1.125	2.797	6.821	95.491
1.50	1.375	1.344	3.278	98.768
1.75	1.625	0.398	0.971	99.739
2.00	1.875	0.107	0.261	100.000
2.25	2.125	0.000	0.000	100.000
2.50	2.375	0.000	0.000	100.000
2.75	2.625	0.000	0.000	100.000
3.00	2.875	0.000	0.000	100.000
3.25	3.125	0.000	0.000	100.000
3.50	3.375	0.000	0.000	100.000
3.75	3.625	0.000	0.000	100.000
4.00	3.875	0.000	0.000	100.000
5.00	4.500	0.000	0.000	100.000

Statistical Results			
Mean:	0.5732	phi	(0.6721 mm)
Standard Dev:	0.4469	phi-units	(0.7336 mm)
Skewness:	-0.4481	dimensionless	
Kurtosis:	3.4449	dimensionless	
5th Moment:	-3.9500	dimensionless	
6th Moment:	21.9616	dimensionless	
RARD *	0.7796	dimensionless	
Median	0.5077	phi	(0.7033 mm)

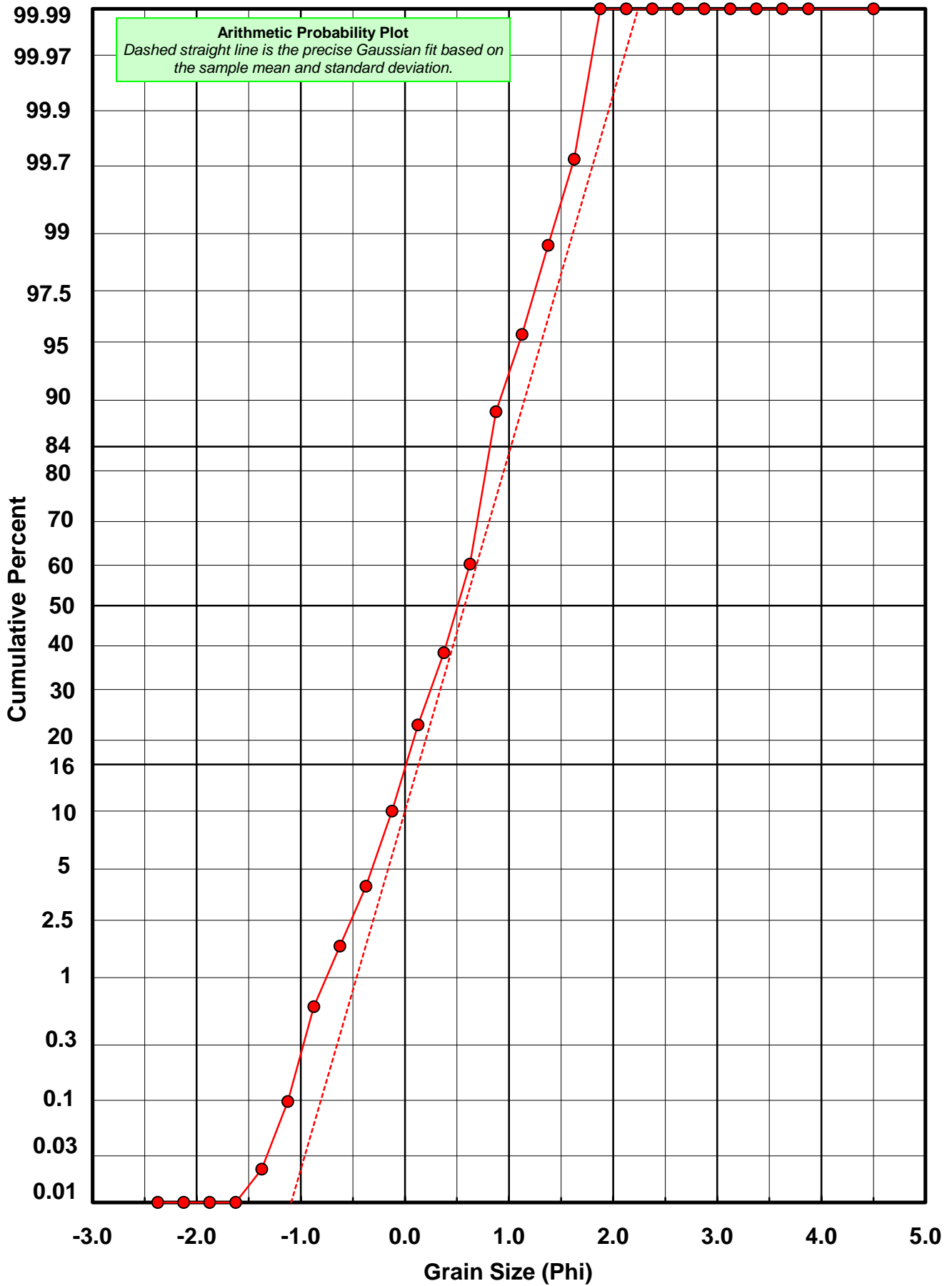
\* RARD = reciprocal absolute relative dispersion (see below)

Statistical Explanation	
Calculations based on the Method of Moments	
Skewness: 3rd Stand. Moment; Exact Gaussian = 0.0	
Kurtosis: 4th Stand. Moment; Exact Gaussian = 3.0	
For Further Explanation, See Basille et al. 2002	
Millimeter data calculated by $mm = 2^{(-\phi)}$	

Reciprocal Absolute Relative Dispersion (RARD) Scale	
< 0.5	Excellent homogeneity (e.g., beaches)
0.5 to 1.0	Good homogeneity
1.0 to 1.33	Fair homogeneity
> 1.33	Poor homogeneity (e.g., glacial)



# PB-01



# Post-Digestion Grain Size Distribution

Onshore Grab Sample

Sample: PB-01

Total Digested Mass: 11.762 grams

% Silica: 22.4 %

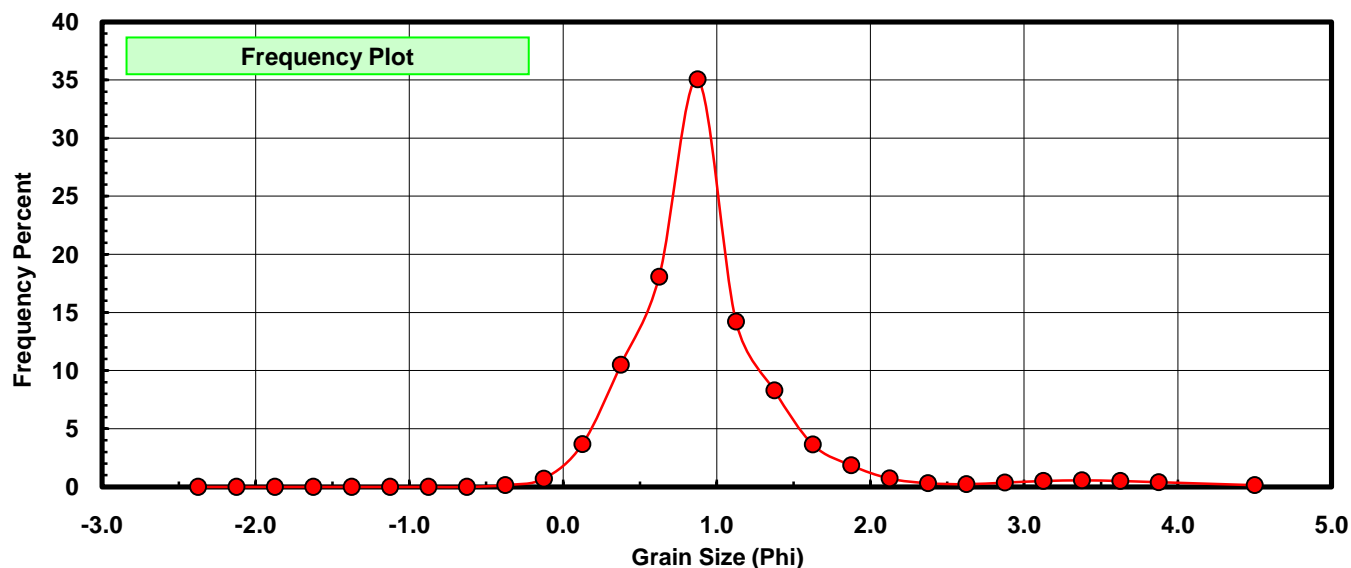
Sieve Size (phi)	Sieve Midpt (phi)	Weight (grams)	Freq Weight %	Cumulative Weight %
-2.25	-2.375	0.000	0.000	0.000
-2.00	-2.125	0.000	0.000	0.000
-1.75	-1.875	0.000	0.000	0.000
-1.50	-1.625	0.000	0.000	0.000
-1.25	-1.375	0.000	0.000	0.000
-1.00	-1.125	0.000	0.000	0.000
-0.75	-0.875	0.000	0.000	0.000
-0.50	-0.625	0.000	0.000	0.000
-0.25	-0.375	0.019	0.162	0.162
0.00	-0.125	0.084	0.714	0.876
0.25	0.125	0.432	3.673	4.549
0.50	0.375	1.234	10.491	15.040
0.75	0.625	2.127	18.084	33.124
1.00	0.875	4.124	35.062	68.186
1.25	1.125	1.673	14.224	82.409
1.50	1.375	0.975	8.289	90.699
1.75	1.625	0.428	3.639	94.338
2.00	1.875	0.218	1.853	96.191
2.25	2.125	0.085	0.723	96.914
2.50	2.375	0.038	0.323	97.237
2.75	2.625	0.028	0.238	97.475
3.00	2.875	0.044	0.374	97.849
3.25	3.125	0.060	0.510	98.359
3.50	3.375	0.067	0.570	98.929
3.75	3.625	0.060	0.510	99.439
4.00	3.875	0.048	0.408	99.847
5.00	4.500	0.018	0.153	100.000

Statistical Results			
Mean:	0.9465	phi	(0.5189 mm)
Standard Dev:	0.5997	phi-units	(0.6599 mm)
Skewness:	2.2188	dimensionless	
Kurtosis:	10.8730	dimensionless	
5th Moment:	46.9343	dimensionless	
6th Moment:	225.5510	dimensionless	
RARD *	0.6335	dimensionless	
Median	0.7453	phi	(0.5965 mm)

\* RARD = reciprocal absolute relative dispersion (see below)

Statistical Explanation	
Calculations based on the Method of Moments	
Skewness: 3rd Stand. Moment; Exact Gaussian = 0.0	
Kurtosis: 4th Stand. Moment; Exact Gaussian = 3.0	
For Further Explanation, See Basille et al. 2002	
Millimeter data calculated by $mm = 2^{(-\phi)}$	

Reciprocal Absolute Relative Dispersion (RARD) Scale	
< 0.5	Excellent homogeneity (e.g., beaches)
0.5 to 1.0	Good homogeneity
1.0 to 1.33	Fair homogeneity
> 1.33	Poor homogeneity (e.g., glacial)



# PB-01

