

**Onshore Grab Sample**

**Sample:** DD-21-BB  
**Sample Taken By:** D. Phelps  
**Sample Collected On:** 2/25/09  
**Splits?** N/A

**County:** Dade  
**Latitude:** 25° 41' 25.7"  
**Longitude:** 80° 09' 23.6"  
**Datum:** WGS 84  
**Surf. Elev:** N/A  
**Datum:** N/A

**Fine Data Summary**

Total Sample Weight 54.07 grams  
Total Fines in Sample 0.321 grams  
Total Percent Fines 0.59 %

**Dry Sieving Summary**

Total Sample Weight 53.796 grams  
Total Digested Weight 31.412 grams  
Total Carbonate Weight 22.384 grams  
Total Silica % 58.39 %  
Total Carbonate % 41.61 %  
Carbonate/Silica Ratio 0.713

**General Comments:**

None

**Description**

Worked By: M. Ladle

# Pre-Digestion Grain Size Distribution

Onshore Grab Sample

Sample: DD-21-BB

Total Sample Mass: 53.796 grams

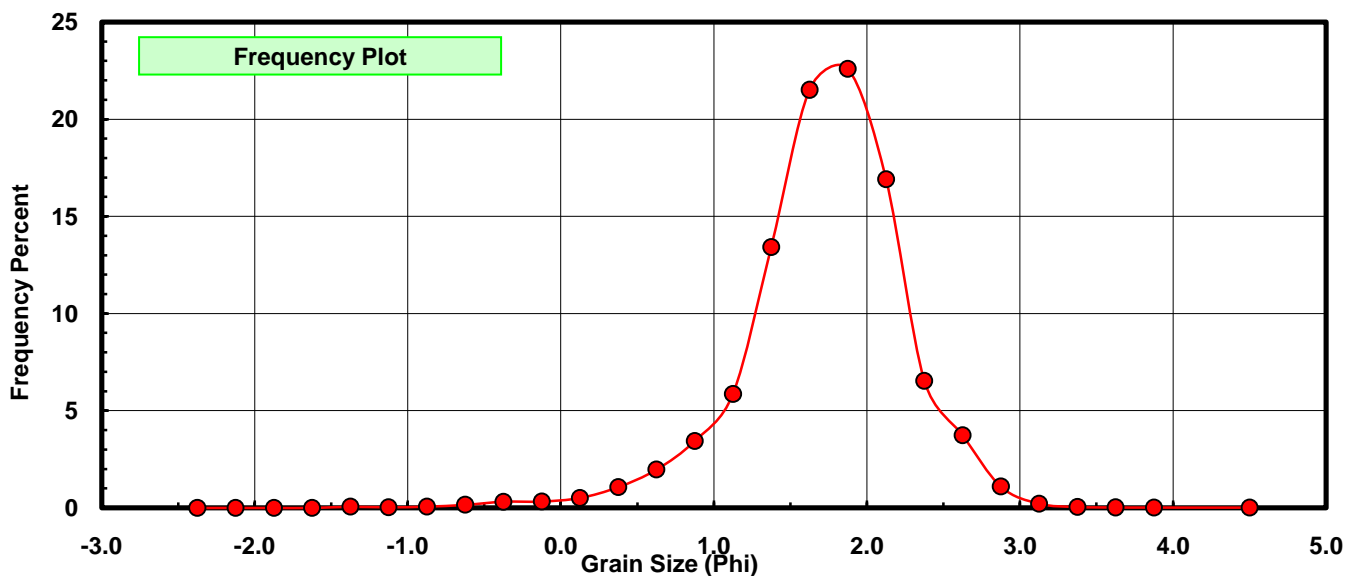
Sieve Size (phi)	Sieve Midpt (phi)	Weight (grams)	Freq Weight %	Cumulative Weight %
-2.25	-2.375	0.000	0.000	0.000
-2.00	-2.125	0.000	0.000	0.000
-1.75	-1.875	0.000	0.000	0.000
-1.50	-1.625	0.000	0.000	0.000
-1.25	-1.375	0.032	0.059	0.059
-1.00	-1.125	0.017	0.032	0.091
-0.75	-0.875	0.036	0.067	0.158
-0.50	-0.625	0.085	0.158	0.316
-0.25	-0.375	0.171	0.318	0.634
0.00	-0.125	0.178	0.331	0.965
0.25	0.125	0.275	0.511	1.476
0.50	0.375	0.575	1.069	2.545
0.75	0.625	1.059	1.969	4.513
1.00	0.875	1.853	3.444	7.958
1.25	1.125	3.157	5.868	13.826
1.50	1.375	7.224	13.429	27.255
1.75	1.625	11.575	21.516	48.771
2.00	1.875	12.157	22.598	71.370
2.25	2.125	9.099	16.914	88.284
2.50	2.375	3.520	6.543	94.827
2.75	2.625	2.014	3.744	98.571
3.00	2.875	0.591	1.099	99.669
3.25	3.125	0.118	0.219	99.888
3.50	3.375	0.027	0.050	99.939
3.75	3.625	0.013	0.024	99.963
4.00	3.875	0.011	0.020	99.983
5.00	4.50	0.009	0.017	100.000

Statistical Results			
Mean:	1.7224	phi	(0.303 mm)
Standard Dev:	0.5354	phi-units	(0.69 mm)
Skewness:	-0.8610	dimensionless	
Kurtosis:	5.8138	dimensionless	
5th Moment:	-15.2294	dimensionless	
6th Moment:	84.4765	dimensionless	
RARD *	0.3108	dimensionless	
Median	1.6386	phi	(0.3212 mm)

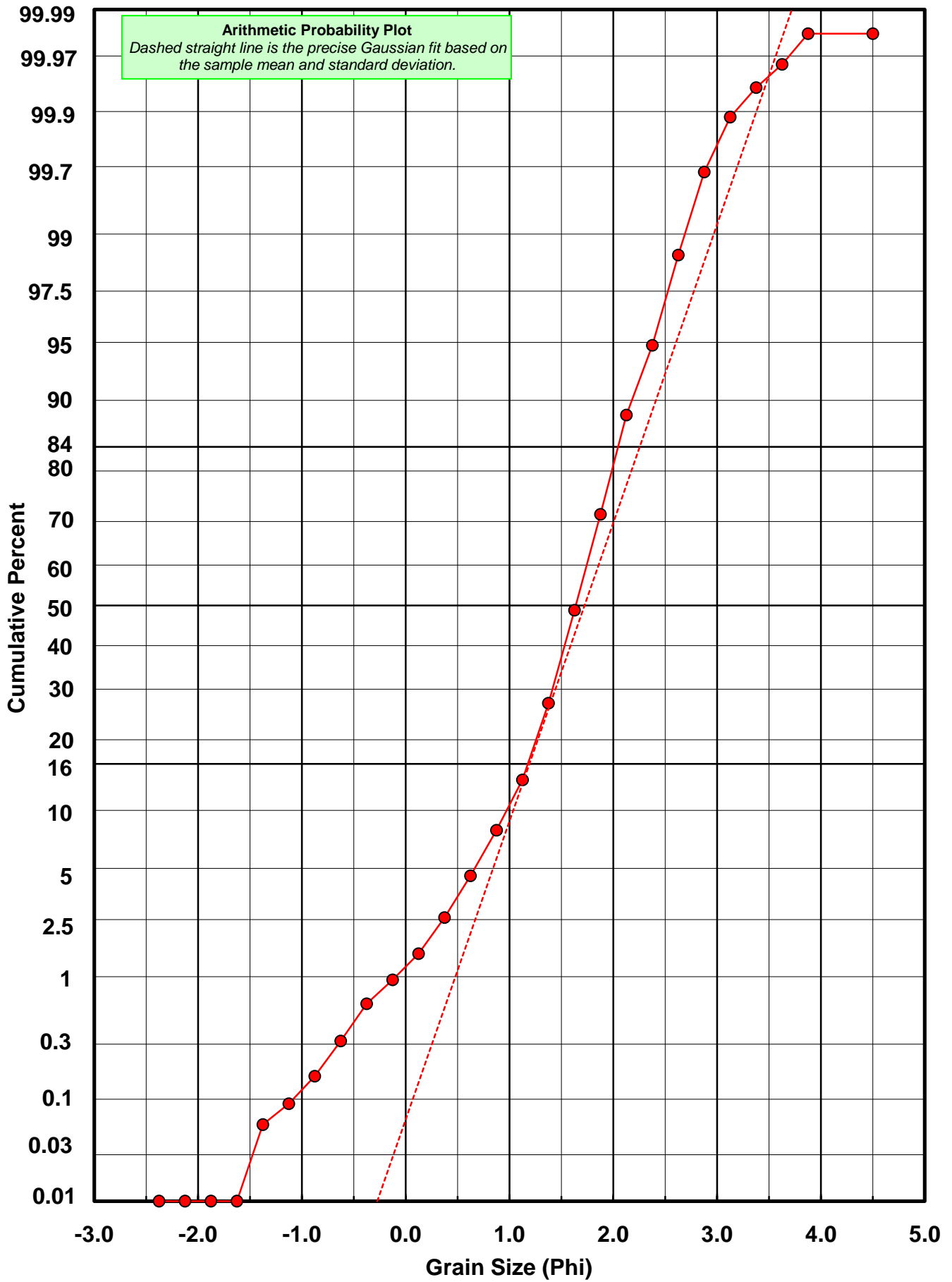
\* RARD = reciprocal absolute relative dispersion (see below)

Statistical Explanation
Calculations based on the Method of Moments
Skewness: 3rd Stand. Moment; Exact Gaussian = 0.0
Kurtosis: 4th Stand. Moment; Exact Gaussian = 3.0
For Further Explanation, See Basille et al. 2002
Millimeter data calculated by $mm = 2^{(-phi)}$

Reciprocal Absolute Relative Dispersion (RARD) Scale	
< 0.5	Excellent homogeneity (e.g., beaches)
0.5 to 1.0	Good homogeneity
1.0 to 1.33	Fair homogeneity
> 1.33	Poor homogeneity (e.g., glacial)



# DD-21-BB



# Carbonate Grain Size Distribution

Onshore Grab Sample

Sample: DD-21-BB

Total Carbonate Mass: 22.384 grams

% Carbonate: 41.6 %

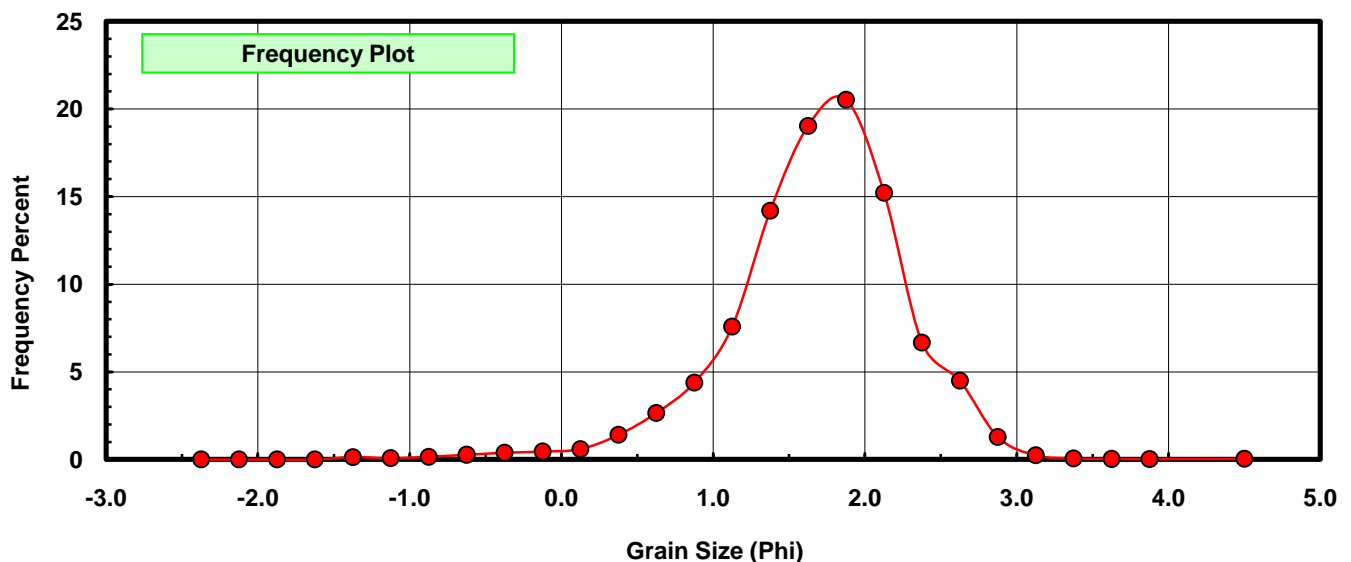
Sieve Size (phi)	Sieve Midpt (phi)	Weight (grams)	Freq Weight %	Cumulative Weight %
-2.25	-2.375	0.000	0.000	0.000
-2.00	-2.125	0.000	0.000	0.000
-1.75	-1.875	0.000	0.000	0.000
-1.50	-1.625	0.000	0.000	0.000
-1.25	-1.375	0.032	0.143	0.143
-1.00	-1.125	0.017	0.076	0.219
-0.75	-0.875	0.036	0.161	0.380
-0.50	-0.625	0.061	0.273	0.652
-0.25	-0.375	0.087	0.389	1.041
0.00	-0.125	0.102	0.456	1.497
0.25	0.125	0.134	0.599	2.095
0.50	0.375	0.315	1.407	3.503
0.75	0.625	0.596	2.663	6.165
1.00	0.875	0.983	4.392	10.557
1.25	1.125	1.699	7.590	18.147
1.50	1.375	3.176	14.189	32.336
1.75	1.625	4.262	19.040	51.376
2.00	1.875	4.595	20.528	71.904
2.25	2.125	3.407	15.221	87.125
2.50	2.375	1.492	6.665	93.790
2.75	2.625	1.007	4.499	98.289
3.00	2.875	0.289	1.291	99.580
3.25	3.125	0.055	0.246	99.826
3.50	3.375	0.015	0.067	99.893
3.75	3.625	0.008	0.036	99.929
4.00	3.875	0.007	0.031	99.960
5.00	4.500	0.009	0.040	100.000

Statistical Results			
Mean:	1.6791	phi	(0.3123 mm)
Standard Dev:	0.6062	phi-units	(0.6569 mm)
Skewness:	-0.8428	dimensionless	
Kurtosis:	5.4850	dimensionless	
5th Moment:	-13.4447	dimensionless	
6th Moment:	71.9282	dimensionless	
RARD *	0.3610	dimensionless	
Median	1.6069	phi	(0.3283 mm)

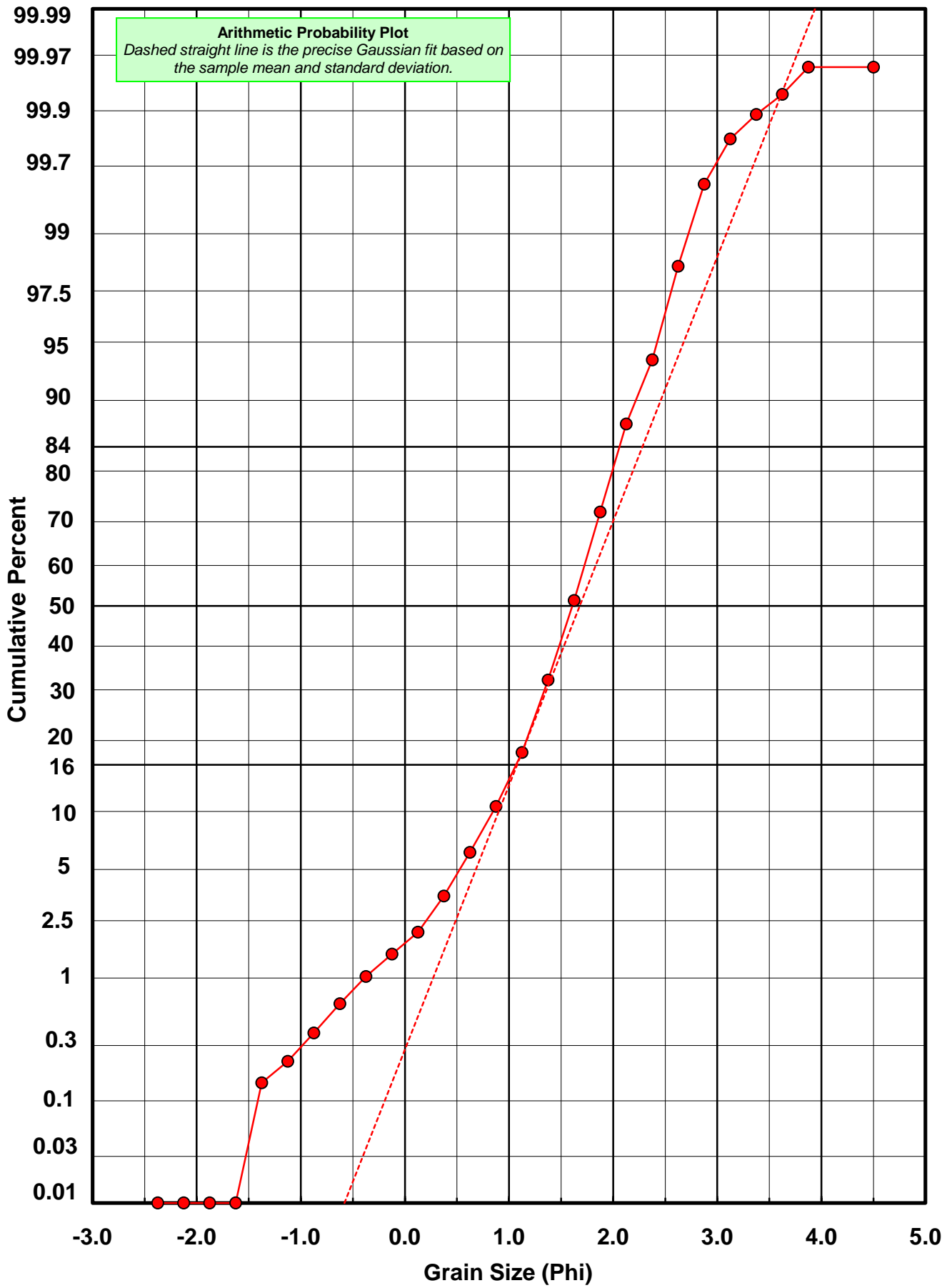
\* RARD = reciprocal absolute relative dispersion (see below)

Statistical Explanation	
Calculations based on the Method of Moments	
Skewness: 3rd Stand. Moment; Exact Gaussian = 0.0	
Kurtosis: 4th Stand. Moment; Exact Gaussian = 3.0	
For Further Explanation, See Basille et al. 2002	
Millimeter data calculated by $mm = 2^{(-phi)}$	

Reciprocal Absolute Relative Dispersion (RARD) Scale	
< 0.5	Excellent homogeneity (e.g., beaches)
0.5 to 1.0	Good homogeneity
1.0 to 1.33	Fair homogeneity
> 1.33	Poor homogeneity (e.g., glacial)



# DD-21-BB



# Post-Digestion Grain Size Distribution

Onshore Grab Sample

Sample: DD-21-BB

Total Digested Mass: 31.412 grams

% Silica: 58.4 %

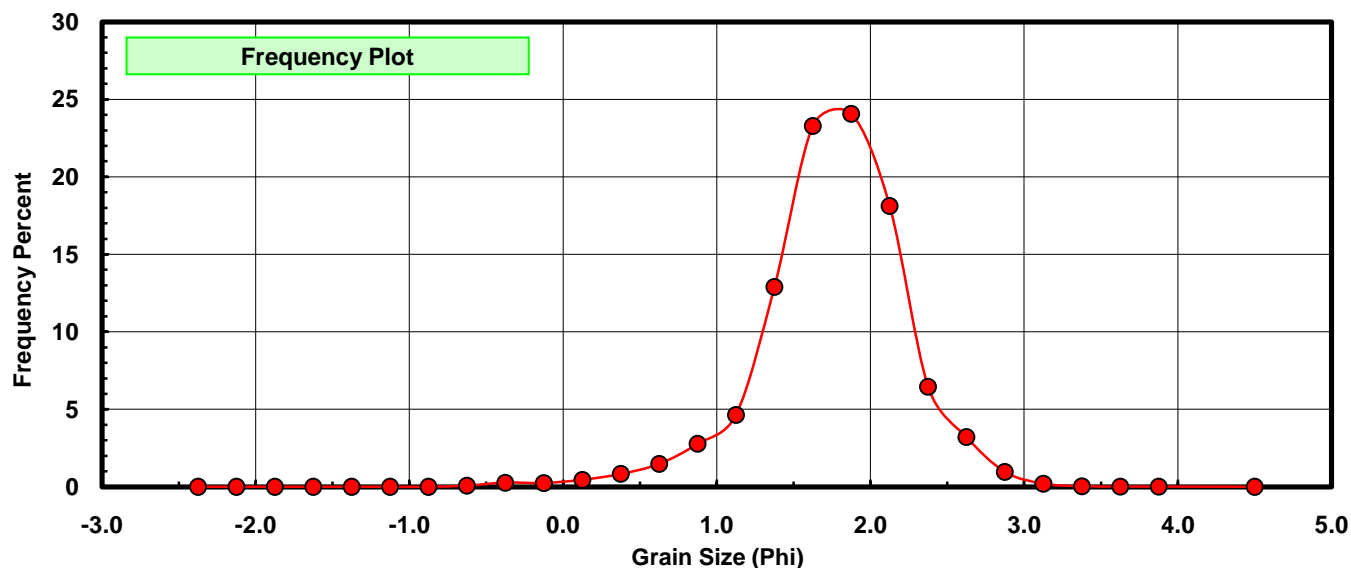
Sieve Size (phi)	Sieve Midpt (phi)	Weight (grams)	Freq Weight %	Cumulative Weight %
-2.25	-2.375	0.000	0.000	0.000
-2.00	-2.125	0.000	0.000	0.000
-1.75	-1.875	0.000	0.000	0.000
-1.50	-1.625	0.000	0.000	0.000
-1.25	-1.375	0.000	0.000	0.000
-1.00	-1.125	0.000	0.000	0.000
-0.75	-0.875	0.000	0.000	0.000
-0.50	-0.625	0.024	0.076	0.076
-0.25	-0.375	0.084	0.267	0.344
0.00	-0.125	0.076	0.242	0.586
0.25	0.125	0.141	0.449	1.035
0.50	0.375	0.260	0.828	1.862
0.75	0.625	0.463	1.474	3.336
1.00	0.875	0.870	2.770	6.106
1.25	1.125	1.458	4.642	10.747
1.50	1.375	4.048	12.887	23.634
1.75	1.625	7.313	23.281	46.915
2.00	1.875	7.562	24.074	70.989
2.25	2.125	5.692	18.120	89.109
2.50	2.375	2.028	6.456	95.565
2.75	2.625	1.007	3.206	98.771
3.00	2.875	0.302	0.961	99.733
3.25	3.125	0.063	0.201	99.933
3.50	3.375	0.012	0.038	99.971
3.75	3.625	0.005	0.016	99.987
4.00	3.875	0.004	0.013	100.000
5.00	4.500	0.000	0.000	100.000

Statistical Results			
Mean:	1.7532	phi	(0.2966 mm)
Standard Dev:	0.4866	phi-units	(0.7137 mm)
Skewness:	-0.7432	dimensionless	
Kurtosis:	5.2008	dimensionless	
5th Moment:	-11.6337	dimensionless	
6th Moment:	58.8134	dimensionless	
RARD *	0.2775	dimensionless	
Median	1.6570	phi	(0.3171 mm)

\* RARD = reciprocal absolute relative dispersion (see below)

Statistical Explanation	
Calculations based on the Method of Moments	
Skewness: 3rd Stand. Moment; Exact Gaussian = 0.0	
Kurtosis: 4th Stand. Moment; Exact Gaussian = 3.0	
For Further Explanation, See Basille et al. 2002	
Millimeter data calculated by $mm = 2^{(-\phi)}$	

Reciprocal Absolute Relative Dispersion (RARD) Scale	
< 0.5	Excellent homogeneity (e.g., beaches)
0.5 to 1.0	Good homogeneity
1.0 to 1.33	Fair homogeneity
> 1.33	Poor homogeneity (e.g., glacial)



# DD-21-BB

