

Onshore Grab Sample

Sample: DD-20-BB
Sample Taken By: D. Phelps
Sample Collected On: 2/25/09
Splits? N/A

County: Dade
Latitude: 25° 42' 10.5"
Longitude: 80° 09' 13.2"
Datum: WGS 84
Surf. Elev: N/A
Datum: N/A

Fine Data Summary

Total Sample Weight 77.351 grams
Total Fines in Sample 1.299 grams
Total Percent Fines 1.65 %

Dry Sieving Summary

Total Sample Weight 76.086 grams
Total Digested Weight 39.259 grams
Total Carbonate Weight 36.827 grams
Total Silica % 51.60 %
Total Carbonate % 48.40 %
Carbonate/Silica Ratio 0.938

General Comments:

None

Description

Worked By: M. Ladle

Pre-Digestion Grain Size Distribution

Onshore Grab Sample

Sample: DD-20-BB

Total Sample Mass: 76.086 grams

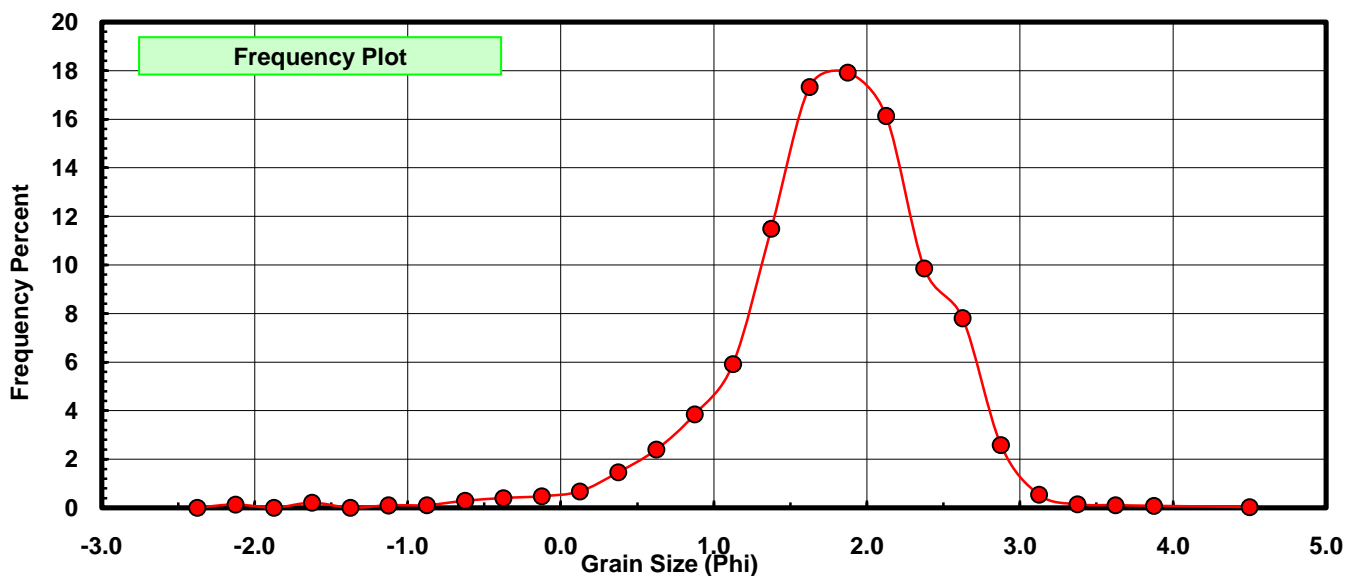
Sieve Size (phi)	Sieve Midpt (phi)	Weight (grams)	Freq Weight %	Cumulative Weight %
-2.25	-2.375	0.000	0.000	0.000
-2.00	-2.125	0.102	0.134	0.134
-1.75	-1.875	0.000	0.000	0.134
-1.50	-1.625	0.159	0.209	0.343
-1.25	-1.375	0.000	0.000	0.343
-1.00	-1.125	0.075	0.099	0.442
-0.75	-0.875	0.082	0.108	0.549
-0.50	-0.625	0.218	0.287	0.836
-0.25	-0.375	0.304	0.400	1.235
0.00	-0.125	0.361	0.474	1.710
0.25	0.125	0.511	0.672	2.382
0.50	0.375	1.109	1.458	3.839
0.75	0.625	1.823	2.396	6.235
1.00	0.875	2.923	3.842	10.077
1.25	1.125	4.499	5.913	15.990
1.50	1.375	8.742	11.490	27.479
1.75	1.625	13.183	17.326	44.806
2.00	1.875	13.636	17.922	62.728
2.25	2.125	12.275	16.133	78.861
2.50	2.375	7.499	9.856	88.717
2.75	2.625	5.939	7.806	96.522
3.00	2.875	1.969	2.588	99.110
3.25	3.125	0.408	0.536	99.646
3.50	3.375	0.107	0.141	99.787
3.75	3.625	0.081	0.106	99.894
4.00	3.875	0.059	0.078	99.971
5.00	4.50	0.022	0.029	100.000

Statistical Results			
Mean:	1.7707	phi	(0.2931 mm)
Standard Dev:	0.6652	phi-units	(0.6306 mm)
Skewness:	-1.1057	dimensionless	
Kurtosis:	6.7248	dimensionless	
5th Moment:	-23.4933	dimensionless	
6th Moment:	124.8769	dimensionless	
RARD *	0.3757	dimensionless	
Median	1.6975	phi	(0.3083 mm)

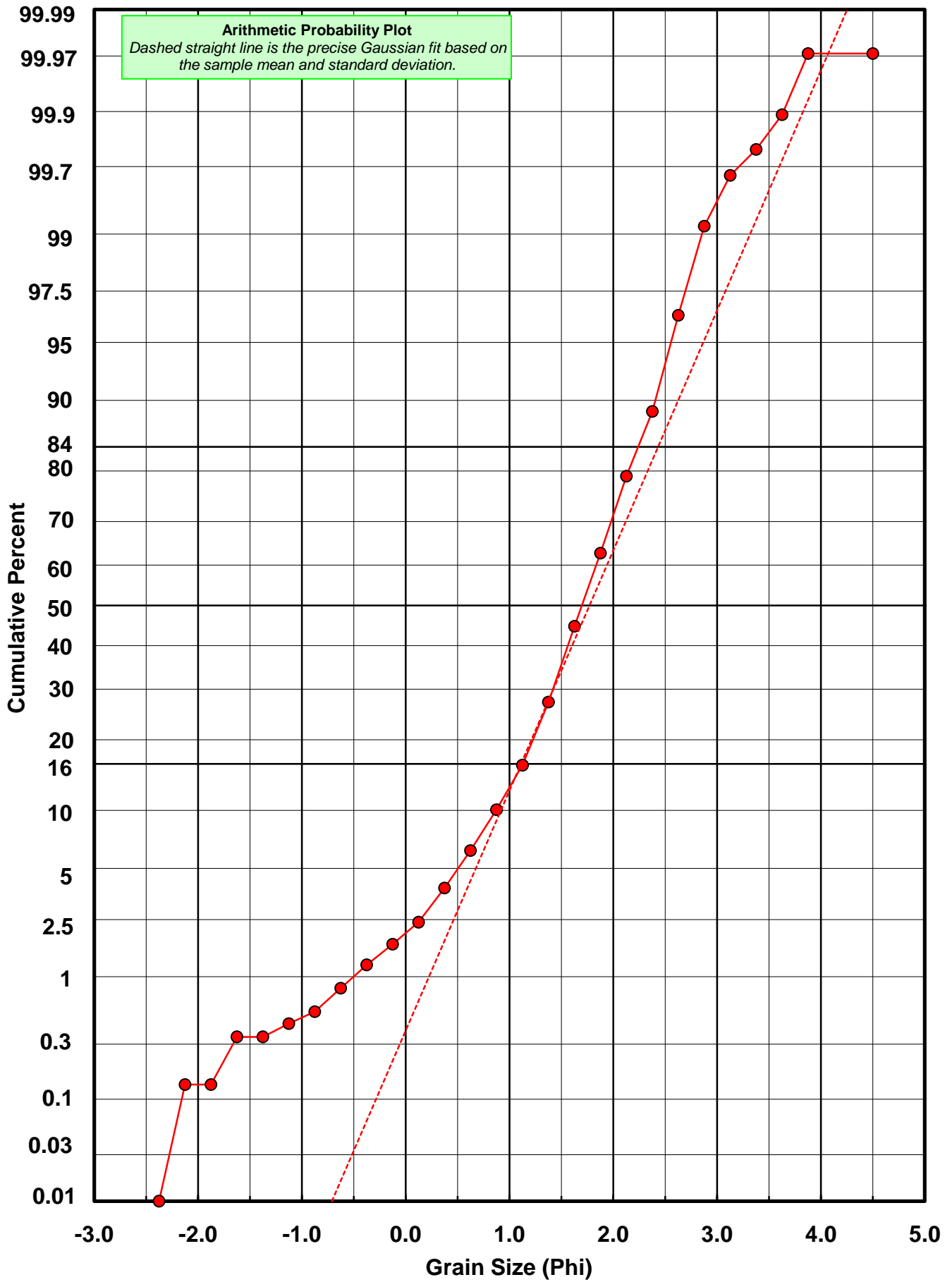
* RARD = reciprocal absolute relative dispersion (see below)

Statistical Explanation	
Calculations based on the Method of Moments	
Skewness: 3rd Stand. Moment; Exact Gaussian = 0.0	
Kurtosis: 4th Stand. Moment; Exact Gaussian = 3.0	
For Further Explanation, See Basille et al. 2002	
Millimeter data calculated by $mm = 2^{(-\phi)}$	

Reciprocal Absolute Relative Dispersion (RARD) Scale	
< 0.5	Excellent homogeneity (e.g., beaches)
0.5 to 1.0	Good homogeneity
1.0 to 1.33	Fair homogeneity
> 1.33	Poor homogeneity (e.g., glacial)



DD-20-BB



Carbonate Grain Size Distribution

Onshore Grab Sample

Sample: DD-20-BB

Total Carbonate Mass: 36.827 grams

% Carbonate: 48.4 %

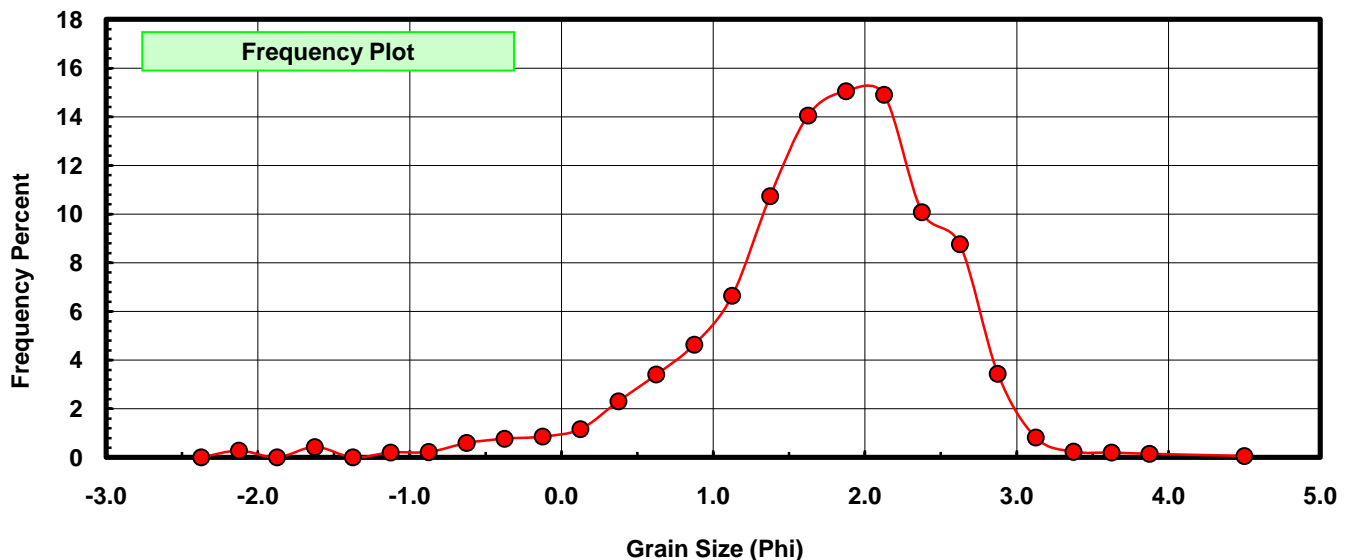
Sieve Size (phi)	Sieve Midpt (phi)	Weight (grams)	Freq Weight %	Cumulative Weight %
-2.25	-2.375	0.000	0.000	0.000
-2.00	-2.125	0.102	0.277	0.277
-1.75	-1.875	0.000	0.000	0.277
-1.50	-1.625	0.159	0.432	0.709
-1.25	-1.375	0.000	0.000	0.709
-1.00	-1.125	0.075	0.204	0.912
-0.75	-0.875	0.082	0.223	1.135
-0.50	-0.625	0.218	0.592	1.727
-0.25	-0.375	0.283	0.768	2.495
0.00	-0.125	0.315	0.855	3.351
0.25	0.125	0.428	1.162	4.513
0.50	0.375	0.850	2.308	6.821
0.75	0.625	1.254	3.405	10.226
1.00	0.875	1.708	4.638	14.864
1.25	1.125	2.449	6.650	21.514
1.50	1.375	3.954	10.737	32.251
1.75	1.625	5.175	14.052	46.303
2.00	1.875	5.543	15.051	61.354
2.25	2.125	5.489	14.905	76.259
2.50	2.375	3.712	10.080	86.339
2.75	2.625	3.225	8.757	95.096
3.00	2.875	1.268	3.443	98.539
3.25	3.125	0.302	0.820	99.359
3.50	3.375	0.087	0.236	99.595
3.75	3.625	0.073	0.198	99.794
4.00	3.875	0.054	0.147	99.940
5.00	4.500	0.022	0.060	100.000

Statistical Results			
Mean:	1.7143	phi	(0.3047 mm)
Standard Dev:	0.8042	phi-units	(0.5727 mm)
Skewness:	-1.1027	dimensionless	
Kurtosis:	5.6830	dimensionless	
5th Moment:	-16.7934	dimensionless	
6th Moment:	74.9080	dimensionless	
RARD *	0.4691	dimensionless	
Median	1.6864	phi	(0.3107 mm)

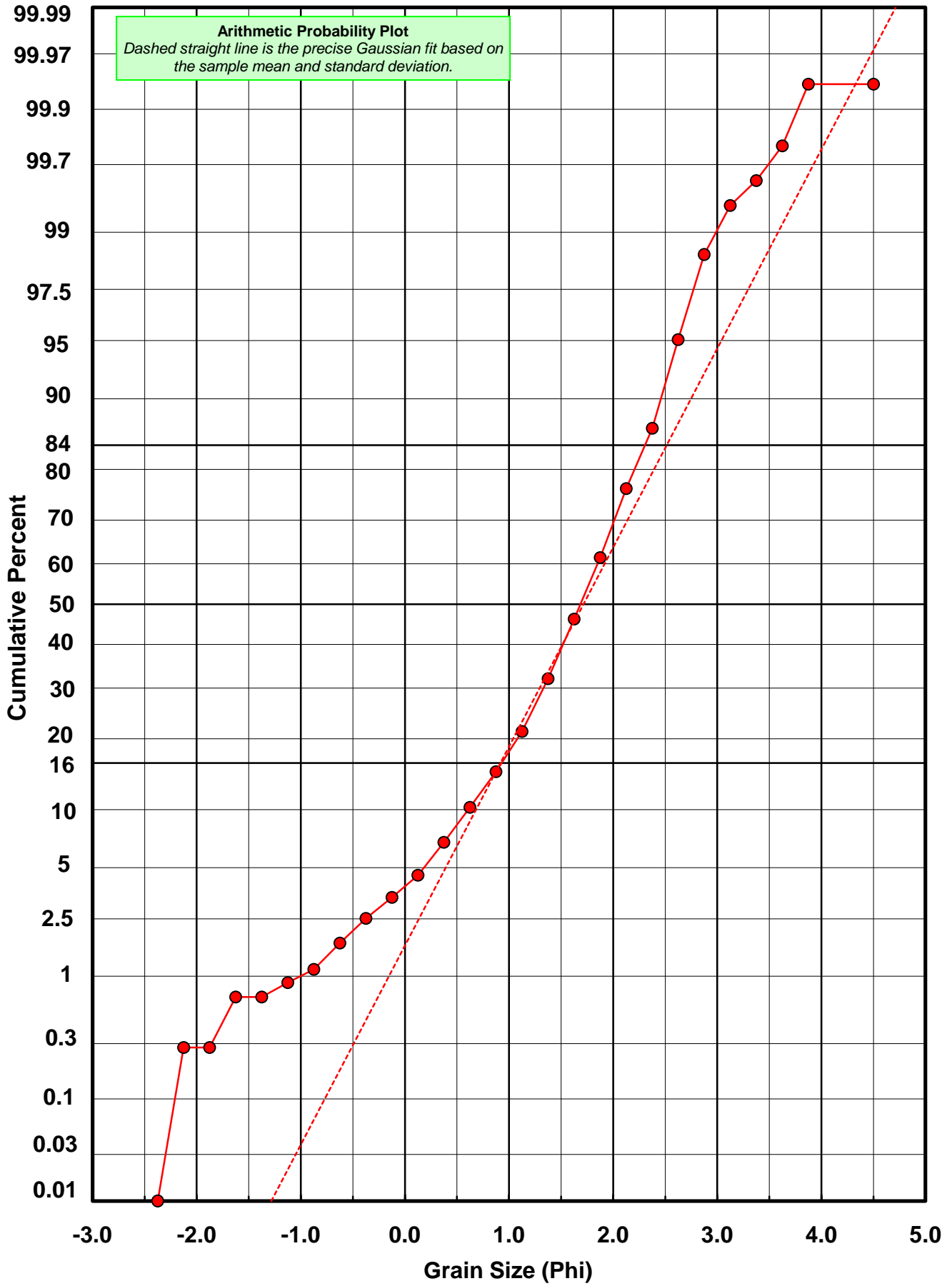
* RARD = reciprocal absolute relative dispersion (see below)

Statistical Explanation	
Calculations based on the Method of Moments	
Skewness: 3rd Stand. Moment; Exact Gaussian = 0.0	
Kurtosis: 4th Stand. Moment; Exact Gaussian = 3.0	
For Further Explanation, See Basille et al. 2002	
Millimeter data calculated by $mm = 2^{(-phi)}$	

Reciprocal Absolute Relative Dispersion (RARD) Scale	
< 0.5	Excellent homogeneity (e.g., beaches)
0.5 to 1.0	Good homogeneity
1.0 to 1.33	Fair homogeneity
> 1.33	Poor homogeneity (e.g., glacial)



DD-20-BB



Post-Digestion Grain Size Distribution

Onshore Grab Sample

Sample: DD-20-BB

Total Digested Mass: 39.259 grams

% Silica: 51.6 %

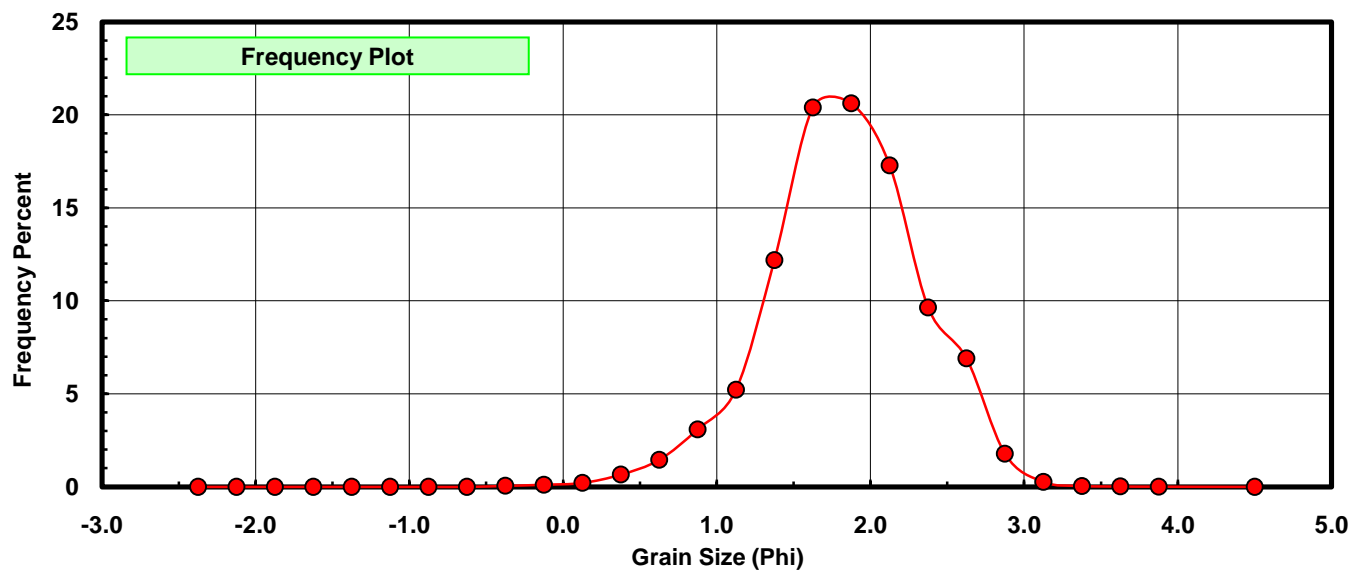
Sieve Size (phi)	Sieve Midpt (phi)	Weight (grams)	Freq Weight %	Cumulative Weight %
-2.25	-2.375	0.000	0.000	0.000
-2.00	-2.125	0.000	0.000	0.000
-1.75	-1.875	0.000	0.000	0.000
-1.50	-1.625	0.000	0.000	0.000
-1.25	-1.375	0.000	0.000	0.000
-1.00	-1.125	0.000	0.000	0.000
-0.75	-0.875	0.000	0.000	0.000
-0.50	-0.625	0.000	0.000	0.000
-0.25	-0.375	0.021	0.053	0.053
0.00	-0.125	0.046	0.117	0.171
0.25	0.125	0.083	0.211	0.382
0.50	0.375	0.259	0.660	1.042
0.75	0.625	0.569	1.449	2.491
1.00	0.875	1.215	3.095	5.586
1.25	1.125	2.050	5.222	10.808
1.50	1.375	4.788	12.196	23.004
1.75	1.625	8.008	20.398	43.402
2.00	1.875	8.093	20.614	64.016
2.25	2.125	6.786	17.285	81.301
2.50	2.375	3.787	9.646	90.947
2.75	2.625	2.714	6.913	97.860
3.00	2.875	0.701	1.786	99.646
3.25	3.125	0.106	0.270	99.916
3.50	3.375	0.020	0.051	99.967
3.75	3.625	0.008	0.020	99.987
4.00	3.875	0.005	0.013	100.000
5.00	4.500	0.000	0.000	100.000

Statistical Results			
Mean:	1.8236	phi	(0.2825 mm)
Standard Dev:	0.5069	phi-units	(0.7037 mm)
Skewness:	-0.3081	dimensionless	
Kurtosis:	3.4881	dimensionless	
5th Moment:	-3.9428	dimensionless	
6th Moment:	23.6319	dimensionless	
RARD *	0.2780	dimensionless	
Median	1.7050	phi	(0.3067 mm)

* RARD = reciprocal absolute relative dispersion (see below)

Statistical Explanation	
Calculations based on the Method of Moments	
Skewness: 3rd Stand. Moment; Exact Gaussian = 0.0	
Kurtosis: 4th Stand. Moment; Exact Gaussian = 3.0	
For Further Explanation, See Basille et al. 2002	
Millimeter data calculated by $mm = 2^{(-\phi)}$	

Reciprocal Absolute Relative Dispersion (RARD) Scale	
< 0.5	Excellent homogeneity (e.g., beaches)
0.5 to 1.0	Good homogeneity
1.0 to 1.33	Fair homogeneity
> 1.33	Poor homogeneity (e.g., glacial)



DD-20-BB

