

Onshore Grab Sample

Sample: DD-19
Sample Taken By: D. Phelps
Sample Collected On: 2/25/09
Splits? N/A

County: Dade
Latitude: 25° 43' 03.2"
Longitude: 80° 08' 56.1"
Datum: WGS 84
Surf. Elev: N/A
Datum: N/A

Fine Data Summary

Total Sample Weight	54.53 grams
Total Fines in Sample	0.240 grams
Total Percent Fines	0.44 %

Dry Sieving Summary

Total Sample Weight	54.287 grams
Total Digested Weight	32.336 grams
Total Carbonate Weight	21.951 grams
Total Silica %	59.56 %
Total Carbonate %	40.44 %
Carbonate/Silica Ratio	0.679

General Comments:

None

Description

Worked By: M. Ladle

Pre-Digestion Grain Size Distribution

Onshore Grab Sample

Sample: DD-19

Total Sample Mass: 54.287 grams

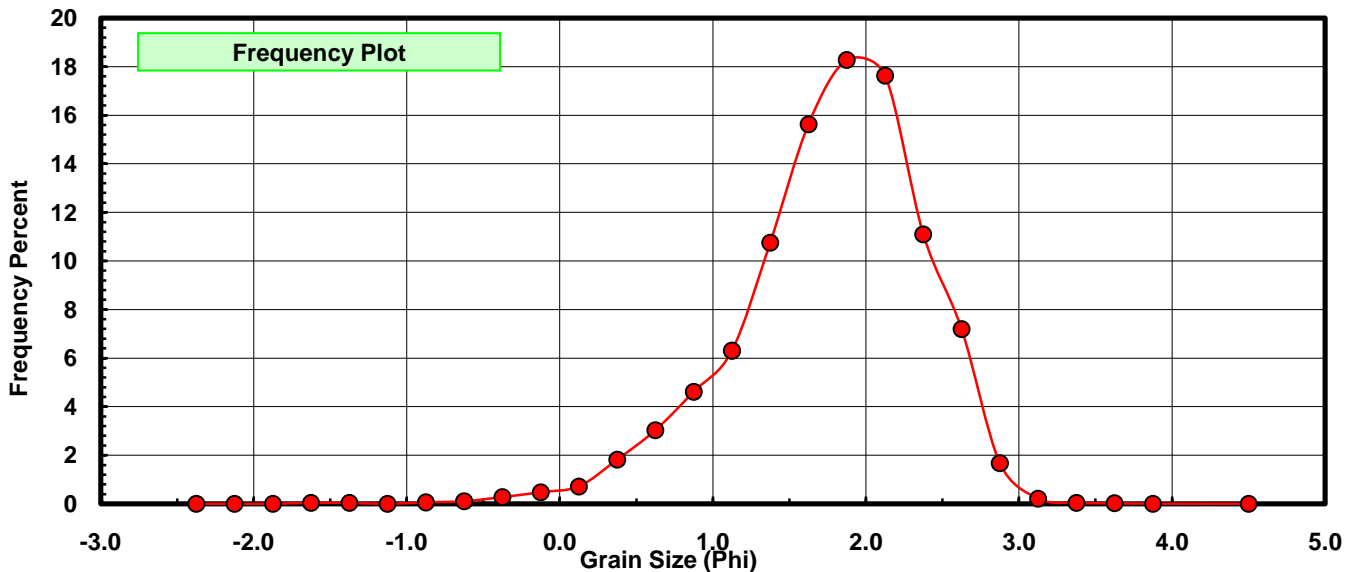
Sieve Size (phi)	Sieve Midpt (phi)	Weight (grams)	Freq Weight %	Cumulative Weight %
-2.25	-2.375	0.000	0.000	0.000
-2.00	-2.125	0.000	0.000	0.000
-1.75	-1.875	0.000	0.000	0.000
-1.50	-1.625	0.021	0.039	0.039
-1.25	-1.375	0.018	0.033	0.072
-1.00	-1.125	0.000	0.000	0.072
-0.75	-0.875	0.032	0.059	0.131
-0.50	-0.625	0.056	0.103	0.234
-0.25	-0.375	0.149	0.274	0.508
0.00	-0.125	0.258	0.475	0.984
0.25	0.125	0.389	0.717	1.700
0.50	0.375	0.987	1.818	3.518
0.75	0.625	1.646	3.032	6.550
1.00	0.875	2.506	4.616	11.167
1.25	1.125	3.422	6.304	17.470
1.50	1.375	5.839	10.756	28.226
1.75	1.625	8.483	15.626	43.852
2.00	1.875	9.921	18.275	62.127
2.25	2.125	9.568	17.625	79.752
2.50	2.375	6.025	11.098	90.850
2.75	2.625	3.906	7.195	98.046
3.00	2.875	0.907	1.671	99.716
3.25	3.125	0.117	0.216	99.932
3.50	3.375	0.022	0.041	99.972
3.75	3.625	0.012	0.022	99.994
4.00	3.875	0.003	0.006	100.000
5.00	4.50	0.000	0.000	100.000

Statistical Results			
Mean:	1.7627	phi	(0.2947 mm)
Standard Dev:	0.6132	phi-units	(0.6538 mm)
Skewness:	-0.7805	dimensionless	
Kurtosis:	4.1228	dimensionless	
5th Moment:	-9.8587	dimensionless	
6th Moment:	42.7674	dimensionless	
RARD *	0.3479	dimensionless	
Median	1.7091	phi	(0.3059 mm)

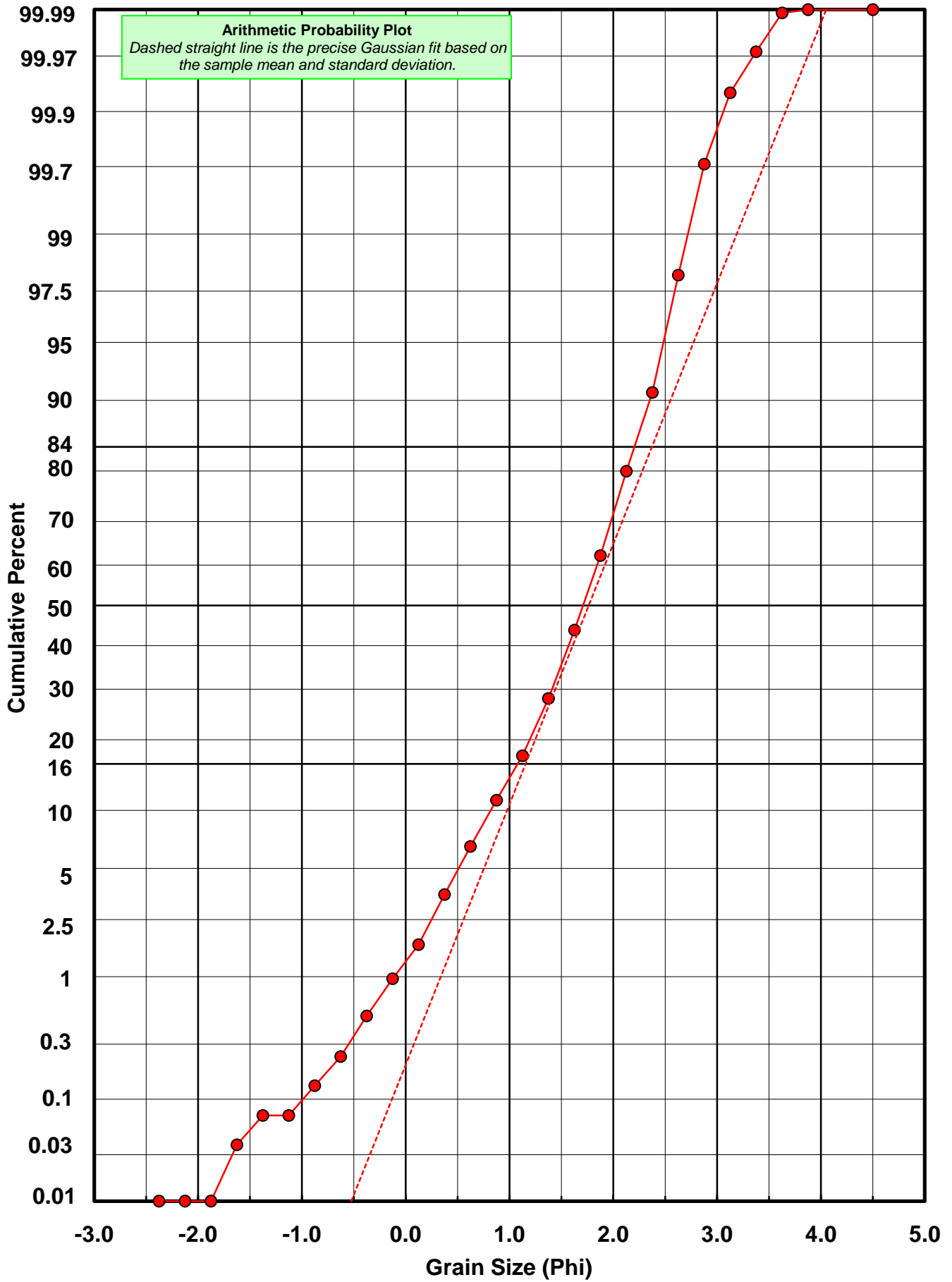
* RARD = reciprocal absolute relative dispersion (see below)

Statistical Explanation
Calculations based on the Method of Moments
Skewness: 3rd Stand. Moment; Exact Gaussian = 0.0
Kurtosis: 4th Stand. Moment; Exact Gaussian = 3.0
For Further Explanation, See Basille et al. 2002
Millimeter data calculated by $mm = 2^{(-\phi)}$

Reciprocal Absolute Relative Dispersion (RARD) Scale	
< 0.5	Excellent homogeneity (e.g., beaches)
0.5 to 1.0	Good homogeneity
1.0 to 1.33	Fair homogeneity
> 1.33	Poor homogeneity (e.g., glacial)



DD-19



Carbonate Grain Size Distribution

Onshore Grab Sample

Sample: DD-19

Total Carbonate Mass: 21.954 grams

% Carbonate: 40.4 %

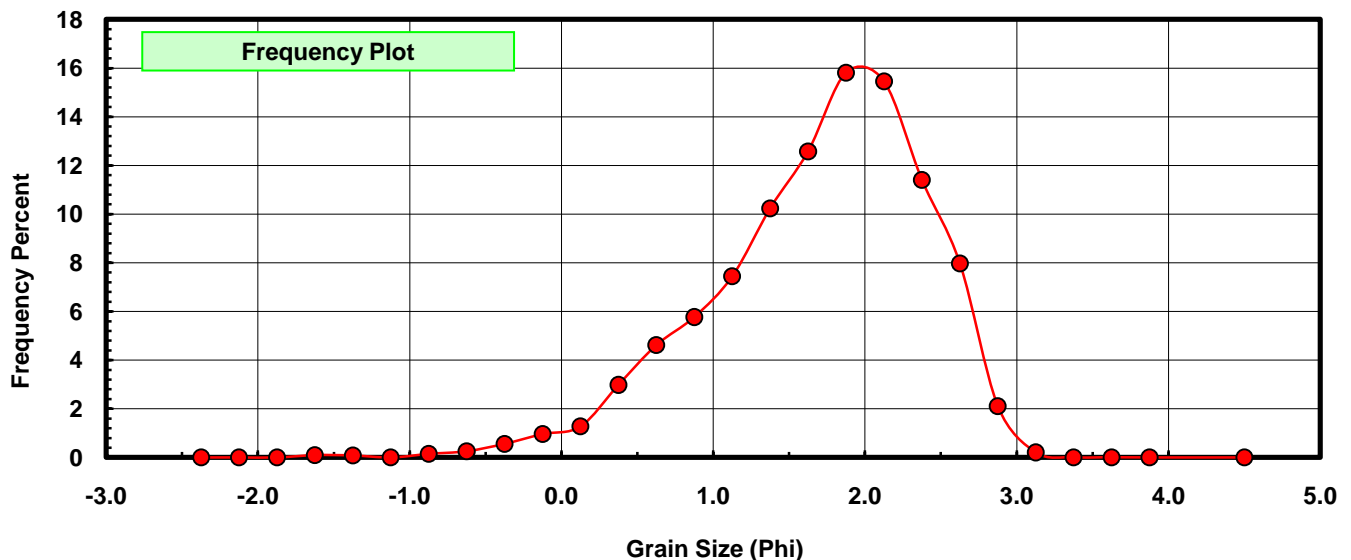
Sieve Size (phi)	Sieve Midpt (phi)	Weight (grams)	Freq Weight %	Cumulative Weight %
-2.25	-2.375	0.000	0.000	0.000
-2.00	-2.125	0.000	0.000	0.000
-1.75	-1.875	0.000	0.000	0.000
-1.50	-1.625	0.021	0.096	0.096
-1.25	-1.375	0.018	0.082	0.178
-1.00	-1.125	0.000	0.000	0.178
-0.75	-0.875	0.032	0.146	0.323
-0.50	-0.625	0.056	0.255	0.578
-0.25	-0.375	0.123	0.560	1.139
0.00	-0.125	0.211	0.961	2.100
0.25	0.125	0.280	1.275	3.375
0.50	0.375	0.655	2.984	6.359
0.75	0.625	1.014	4.619	10.977
1.00	0.875	1.267	5.771	16.749
1.25	1.125	1.634	7.443	24.191
1.50	1.375	2.248	10.240	34.431
1.75	1.625	2.762	12.581	47.012
2.00	1.875	3.472	15.815	62.827
2.25	2.125	3.392	15.450	78.277
2.50	2.375	2.504	11.406	89.683
2.75	2.625	1.751	7.976	97.659
3.00	2.875	0.464	2.114	99.772
3.25	3.125	0.046	0.210	99.982
3.50	3.375	0.002	0.009	99.991
3.75	3.625	0.002	0.009	100.000
4.00	3.875	0.000	0.000	100.000
5.00	4.500	0.000	0.000	100.000

Statistical Results			
Mean:	1.6853	phi	(0.3109 mm)
Standard Dev:	0.7220	phi-units	(0.6063 mm)
Skewness:	-0.7709	dimensionless	
Kurtosis:	3.5814	dimensionless	
5th Moment:	-7.9973	dimensionless	
6th Moment:	30.1180	dimensionless	
RARD *	0.4284	dimensionless	
Median	1.6722	phi	(0.3138 mm)

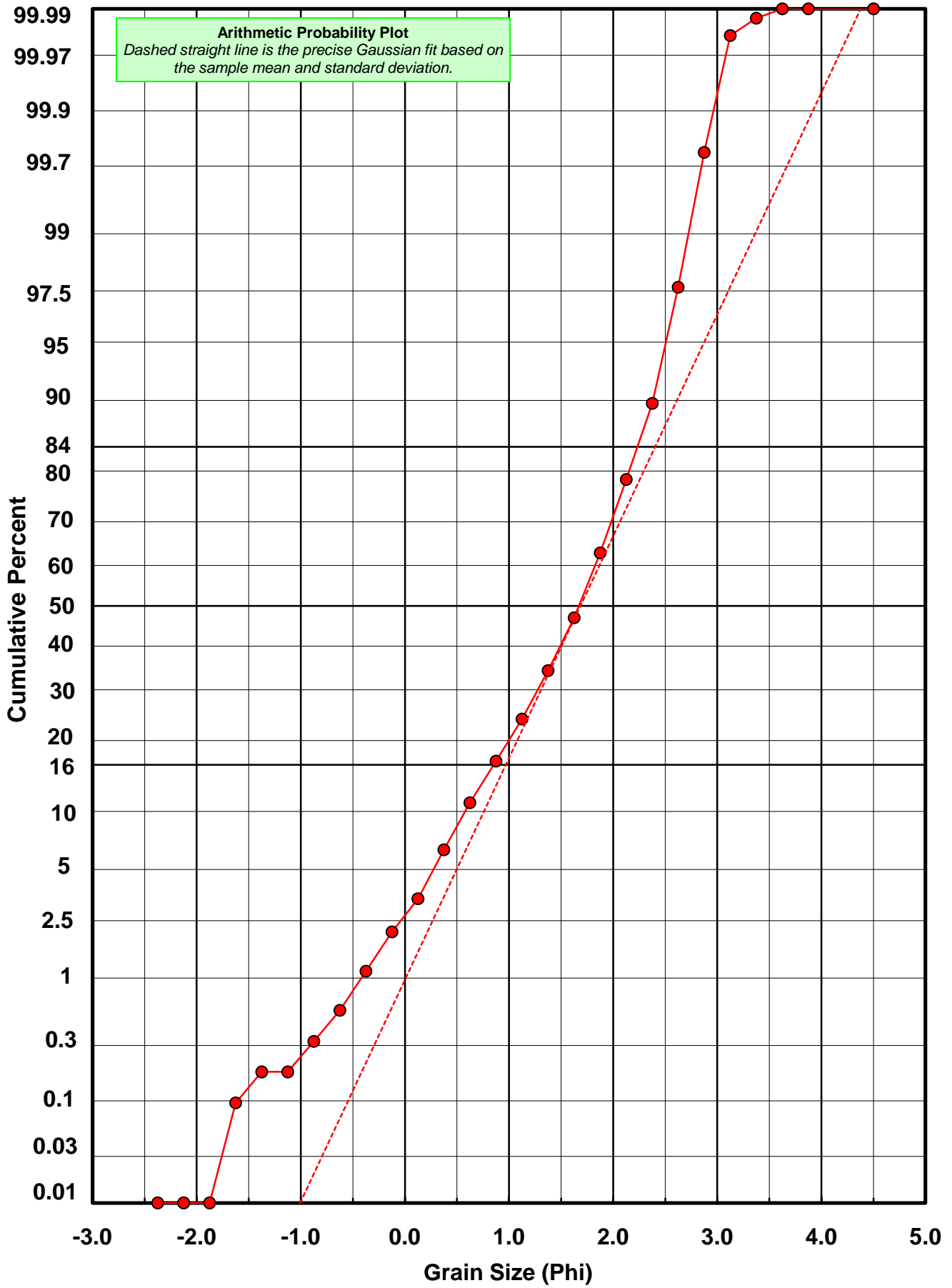
* RARD = reciprocal absolute relative dispersion (see below)

Statistical Explanation	
Calculations based on the Method of Moments	
Skewness: 3rd Stand. Moment; Exact Gaussian = 0.0	
Kurtosis: 4th Stand. Moment; Exact Gaussian = 3.0	
For Further Explanation, See Basille et al. 2002	
Millimeter data calculated by $mm = 2^{(-\phi)}$	

Reciprocal Absolute Relative Dispersion (RARD) Scale	
< 0.5	Excellent homogeneity (e.g., beaches)
0.5 to 1.0	Good homogeneity
1.0 to 1.33	Fair homogeneity
> 1.33	Poor homogeneity (e.g., glacial)



DD-19



Post-Digestion Grain Size Distribution

Onshore Grab Sample

Sample: DD-19

Total Digested Mass: 32.336 grams

% Silica: 59.6 %

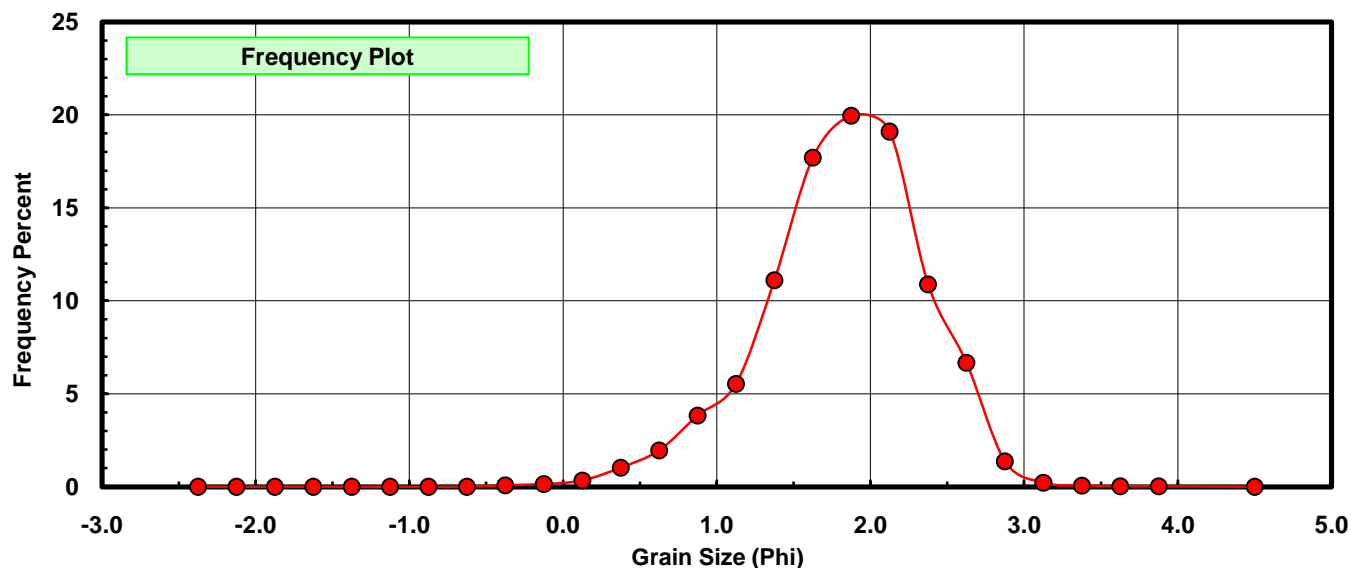
Sieve Size (phi)	Sieve Midpt (phi)	Weight (grams)	Freq Weight %	Cumulative Weight %
-2.25	-2.375	0.000	0.000	0.000
-2.00	-2.125	0.000	0.000	0.000
-1.75	-1.875	0.000	0.000	0.000
-1.50	-1.625	0.000	0.000	0.000
-1.25	-1.375	0.000	0.000	0.000
-1.00	-1.125	0.000	0.000	0.000
-0.75	-0.875	0.000	0.000	0.000
-0.50	-0.625	0.000	0.000	0.000
-0.25	-0.375	0.026	0.080	0.080
0.00	-0.125	0.047	0.145	0.226
0.25	0.125	0.109	0.337	0.563
0.50	0.375	0.332	1.027	1.590
0.75	0.625	0.632	1.954	3.544
1.00	0.875	1.239	3.832	7.376
1.25	1.125	1.788	5.529	12.905
1.50	1.375	3.591	11.105	24.010
1.75	1.625	5.721	17.692	41.703
2.00	1.875	6.449	19.944	61.646
2.25	2.125	6.176	19.099	80.746
2.50	2.375	3.521	10.889	91.635
2.75	2.625	2.155	6.664	98.299
3.00	2.875	0.443	1.370	99.669
3.25	3.125	0.071	0.220	99.889
3.50	3.375	0.020	0.062	99.951
3.75	3.625	0.010	0.031	99.981
4.00	3.875	0.006	0.019	100.000
5.00	4.500	0.000	0.000	100.000

Statistical Results			
Mean:	1.8155	phi	(0.2841 mm)
Standard Dev:	0.5331	phi-units	(0.6911 mm)
Skewness:	-0.4948	dimensionless	
Kurtosis:	3.4772	dimensionless	
5th Moment:	-4.8227	dimensionless	
6th Moment:	23.0368	dimensionless	
RARD *	0.2936	dimensionless	
Median	1.7290	phi	(0.3017 mm)

* RARD = reciprocal absolute relative dispersion (see below)

Statistical Explanation	
Calculations based on the Method of Moments	
Skewness: 3rd Stand. Moment; Exact Gaussian = 0.0	
Kurtosis: 4th Stand. Moment; Exact Gaussian = 3.0	
For Further Explanation, See Basille et al. 2002	
Millimeter data calculated by $mm = 2^{(-\phi)}$	

Reciprocal Absolute Relative Dispersion (RARD) Scale	
< 0.5	Excellent homogeneity (e.g., beaches)
0.5 to 1.0	Good homogeneity
1.0 to 1.33	Fair homogeneity
> 1.33	Poor homogeneity (e.g., glacial)



DD-19

