

Onshore Grab Sample

Sample: DD-16
Sample Taken By: D. Phelps
Sample Collected On: 2/24/09
Splits? N/A

County: Dade
Latitude: 25° 44' 48.6"
Longitude: 80° 08' 33.1"
Datum: WGS 84
Surf. Elev: N/A
Datum: N/A

Fine Data Summary

Total Sample Weight 67.081 grams
Total Fines in Sample 0.259 grams
Total Percent Fines 0.38 %

Dry Sieving Summary

Total Sample Weight 66.834 grams
Total Digested Weight 34.551 grams
Total Carbonate Weight 32.283 grams
Total Silica % 51.70 %
Total Carbonate % 48.30 %
Carbonate/Silica Ratio 0.934

General Comments:

None

Description

Worked By: M. Ladle

Pre-Digestion Grain Size Distribution

Onshore Grab Sample

Sample: DD-16

Total Sample Mass: 66.834 grams

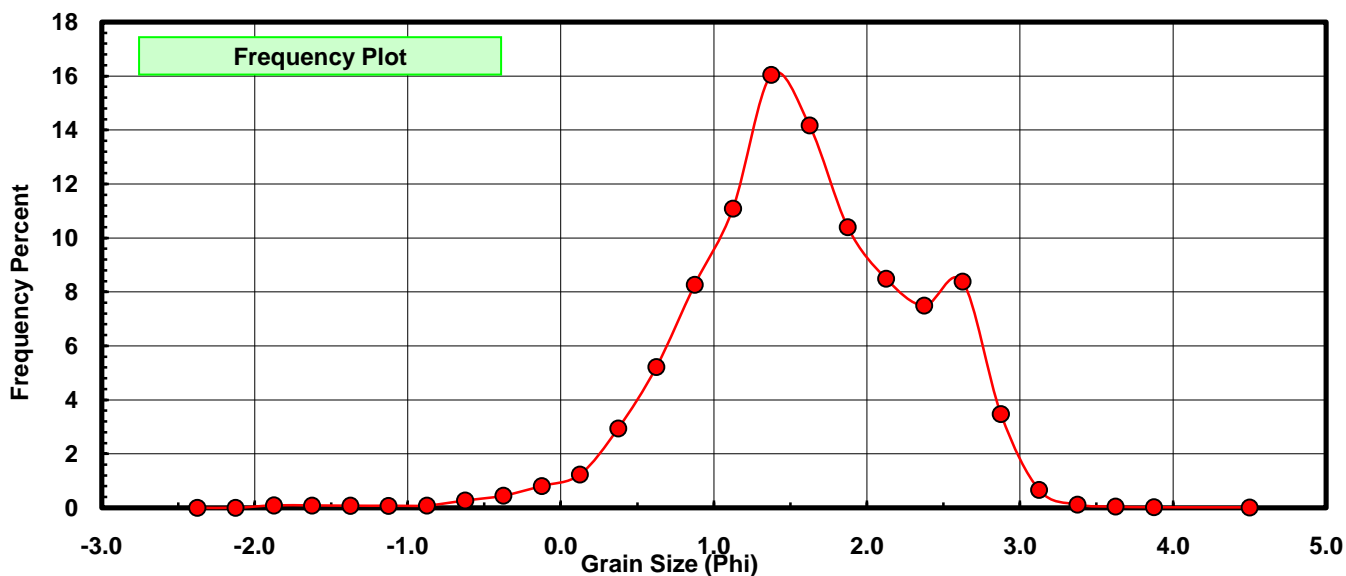
Sieve Size (phi)	Sieve Midpt (phi)	Weight (grams)	Freq Weight %	Cumulative Weight %
-2.25	-2.375	0.000	0.000	0.000
-2.00	-2.125	0.000	0.000	0.000
-1.75	-1.875	0.059	0.088	0.088
-1.50	-1.625	0.058	0.087	0.175
-1.25	-1.375	0.051	0.076	0.251
-1.00	-1.125	0.050	0.075	0.326
-0.75	-0.875	0.057	0.085	0.411
-0.50	-0.625	0.179	0.268	0.679
-0.25	-0.375	0.300	0.449	1.128
0.00	-0.125	0.540	0.808	1.936
0.25	0.125	0.823	1.231	3.168
0.50	0.375	1.966	2.942	6.109
0.75	0.625	3.488	5.219	11.328
1.00	0.875	5.526	8.268	19.596
1.25	1.125	7.413	11.092	30.688
1.50	1.375	10.720	16.040	46.728
1.75	1.625	9.470	14.169	60.897
2.00	1.875	6.949	10.397	71.295
2.25	2.125	5.675	8.491	79.786
2.50	2.375	5.007	7.492	87.277
2.75	2.625	5.602	8.382	95.659
3.00	2.875	2.325	3.479	99.138
3.25	3.125	0.445	0.666	99.804
3.50	3.375	0.080	0.120	99.924
3.75	3.625	0.028	0.042	99.966
4.00	3.875	0.013	0.019	99.985
5.00	4.50	0.010	0.015	100.000

Statistical Results			
Mean:	1.5842	phi	(0.3335 mm)
Standard Dev:	0.7357	phi-units	(0.6005 mm)
Skewness:	-0.3324	dimensionless	
Kurtosis:	3.6108	dimensionless	
5th Moment:	-6.1440	dimensionless	
6th Moment:	32.3610	dimensionless	
RARD *	0.4644	dimensionless	
Median	1.4327	phi	(0.3704 mm)

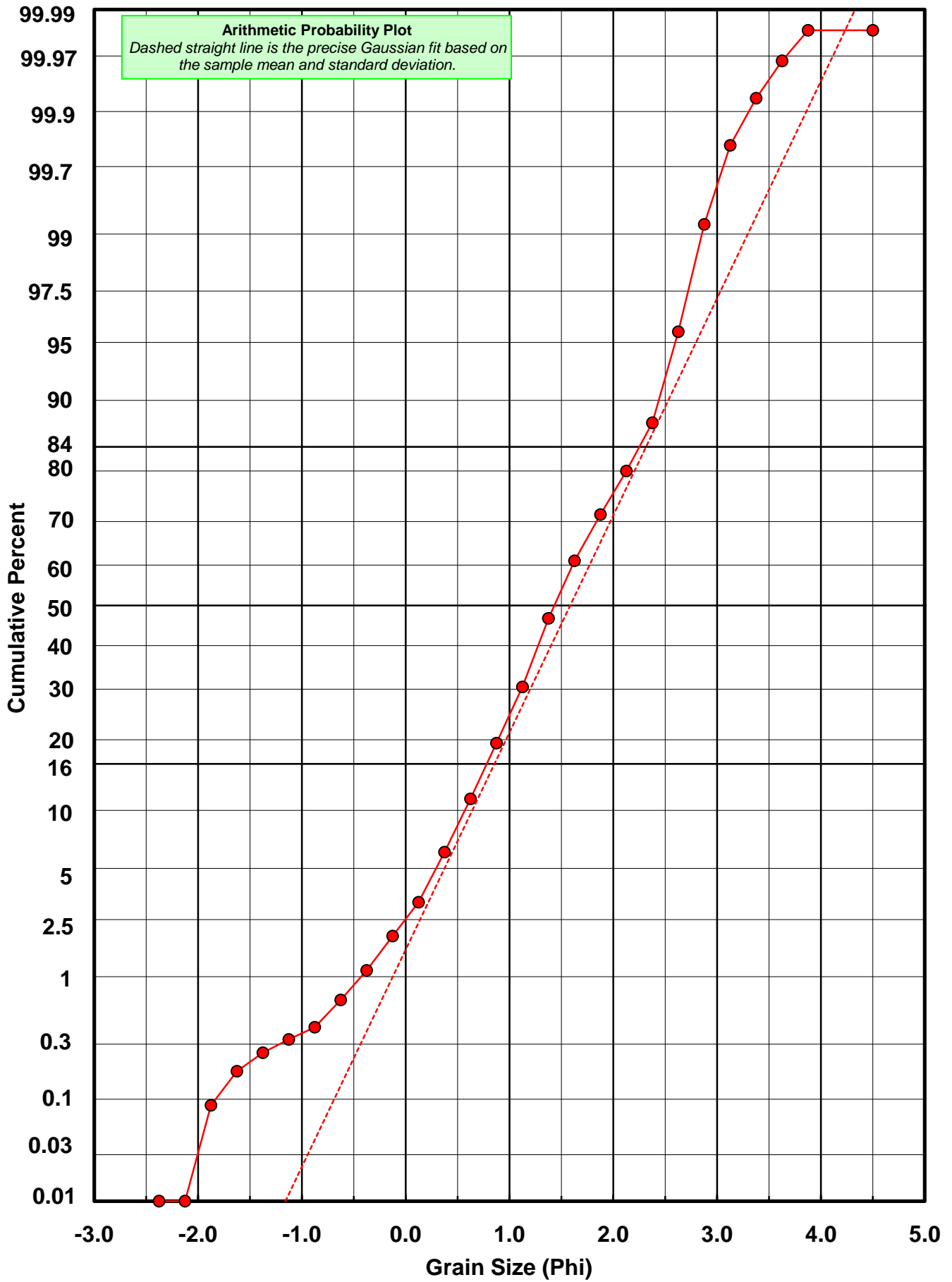
* RARD = reciprocal absolute relative dispersion (see below)

Statistical Explanation
Calculations based on the Method of Moments
Skewness: 3rd Stand. Moment; Exact Gaussian = 0.0
Kurtosis: 4th Stand. Moment; Exact Gaussian = 3.0
For Further Explanation, See Basille et al. 2002
Millimeter data calculated by $mm = 2^{-(\phi)}$

Reciprocal Absolute Relative Dispersion (RARD) Scale	
< 0.5	Excellent homogeneity (e.g., beaches)
0.5 to 1.0	Good homogeneity
1.0 to 1.33	Fair homogeneity
> 1.33	Poor homogeneity (e.g., glacial)



DD-16



Carbonate Grain Size Distribution

Onshore Grab Sample

Sample: DD-16

Total Carbonate Mass: 32.284 grams

% Carbonate: 48.3 %

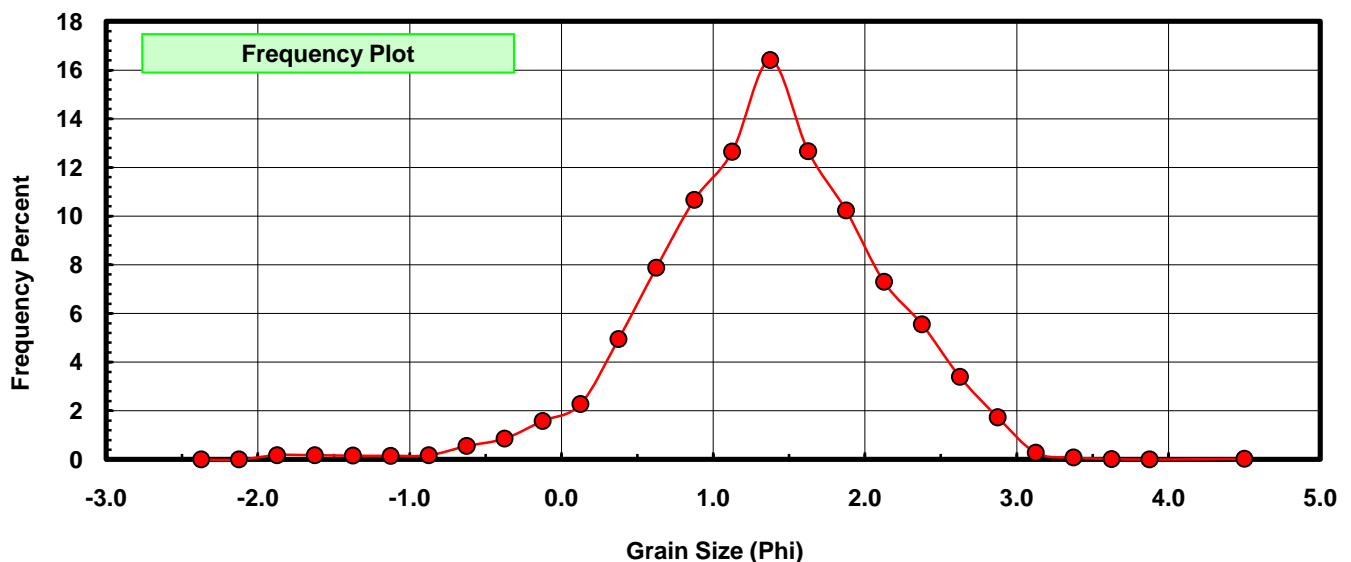
Sieve Size (phi)	Sieve Midpt (phi)	Weight (grams)	Freq Weight %	Cumulative Weight %
-2.25	-2.375	0.000	0.000	0.000
-2.00	-2.125	0.000	0.000	0.000
-1.75	-1.875	0.059	0.183	0.183
-1.50	-1.625	0.058	0.180	0.362
-1.25	-1.375	0.051	0.158	0.520
-1.00	-1.125	0.050	0.155	0.675
-0.75	-0.875	0.057	0.177	0.852
-0.50	-0.625	0.179	0.554	1.406
-0.25	-0.375	0.278	0.861	2.267
0.00	-0.125	0.512	1.586	3.853
0.25	0.125	0.736	2.280	6.133
0.50	0.375	1.596	4.944	11.077
0.75	0.625	2.545	7.883	18.960
1.00	0.875	3.446	10.674	29.634
1.25	1.125	4.083	12.647	42.281
1.50	1.375	5.298	16.411	58.692
1.75	1.625	4.090	12.669	71.360
2.00	1.875	3.304	10.234	81.595
2.25	2.125	2.356	7.298	88.892
2.50	2.375	1.794	5.557	94.449
2.75	2.625	1.096	3.395	97.844
3.00	2.875	0.560	1.735	99.579
3.25	3.125	0.091	0.282	99.861
3.50	3.375	0.027	0.084	99.944
3.75	3.625	0.008	0.025	99.969
4.00	3.875	0.000	0.000	99.969
5.00	4.500	0.010	0.031	100.000

Statistical Results			
Mean:	1.3492	phi	(0.3925 mm)
Standard Dev:	0.7548	phi-units	(0.5926 mm)
Skewness:	-0.4133	dimensionless	
Kurtosis:	3.9570	dimensionless	
5th Moment:	-6.4382	dimensionless	
6th Moment:	35.1191	dimensionless	
RARD *	0.5594	dimensionless	
Median	1.2426	phi	(0.4226 mm)

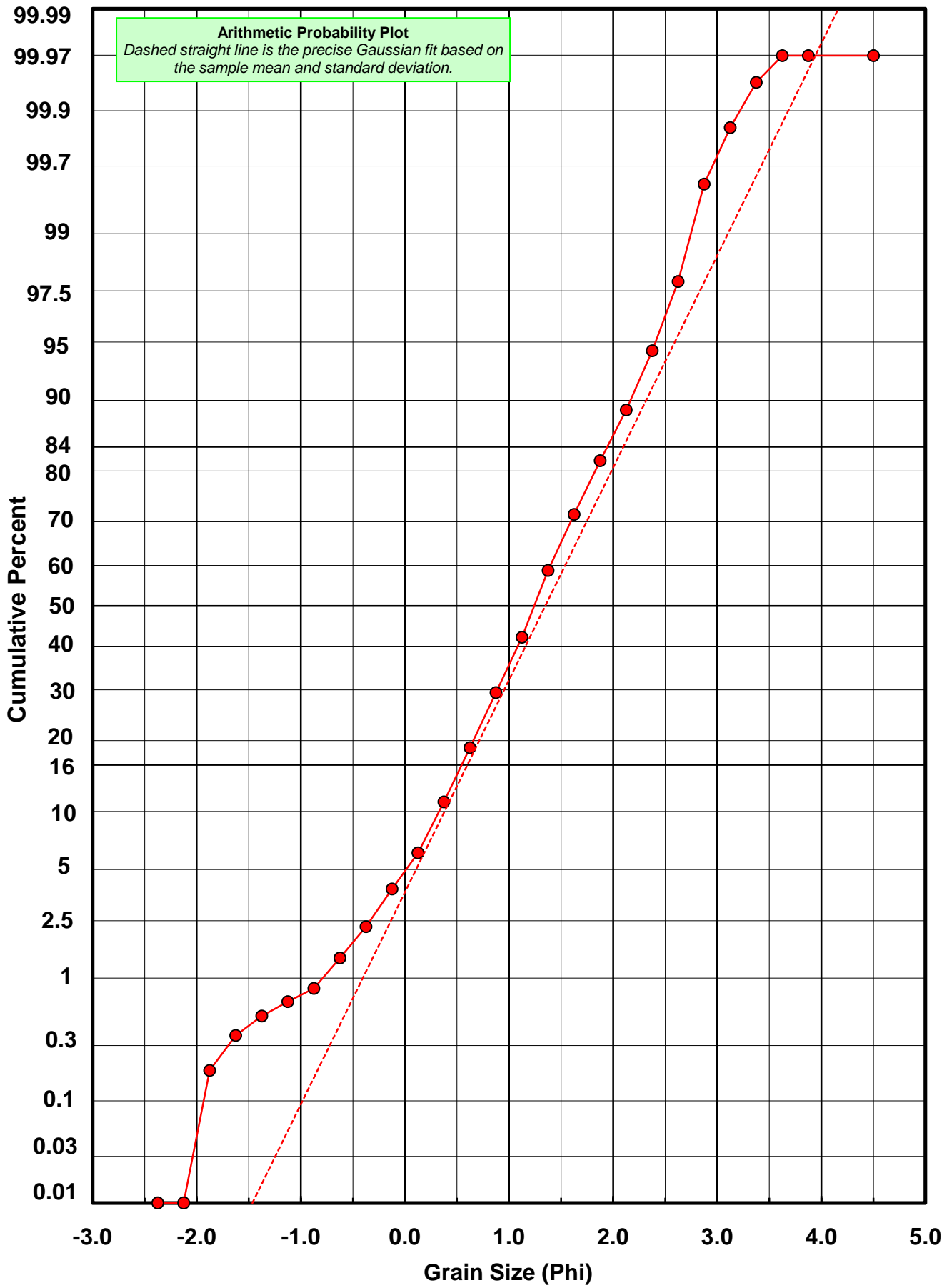
* RARD = reciprocal absolute relative dispersion (see below)

Statistical Explanation	
Calculations based on the Method of Moments	
Skewness: 3rd Stand. Moment; Exact Gaussian = 0.0	
Kurtosis: 4th Stand. Moment; Exact Gaussian = 3.0	
For Further Explanation, See Basille et al. 2002	
Millimeter data calculated by $mm = 2^{(-phi)}$	

Reciprocal Absolute Relative Dispersion (RARD) Scale	
< 0.5	Excellent homogeneity (e.g., beaches)
0.5 to 1.0	Good homogeneity
1.0 to 1.33	Fair homogeneity
> 1.33	Poor homogeneity (e.g., glacial)



DD-16



Post-Digestion Grain Size Distribution

Onshore Grab Sample

Sample: DD-16

Total Digested Mass: 34.551 grams

% Silica: 51.7 %

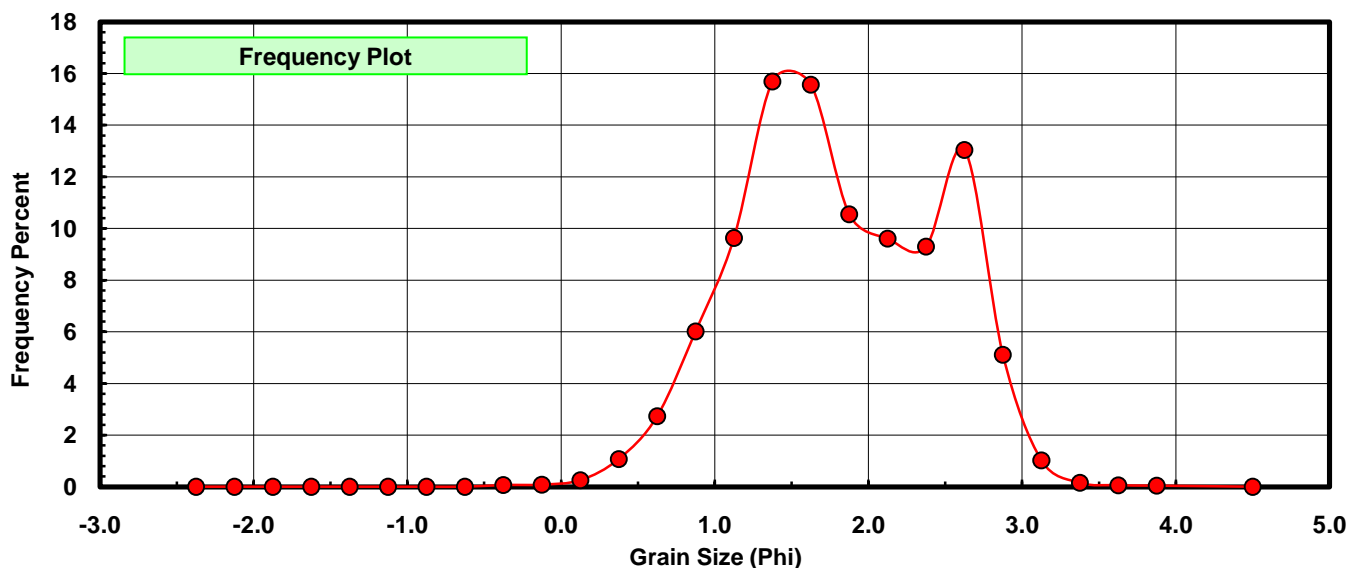
Sieve Size (phi)	Sieve Midpt (phi)	Weight (grams)	Freq Weight %	Cumulative Weight %
-2.25	-2.375	0.000	0.000	0.000
-2.00	-2.125	0.000	0.000	0.000
-1.75	-1.875	0.000	0.000	0.000
-1.50	-1.625	0.000	0.000	0.000
-1.25	-1.375	0.000	0.000	0.000
-1.00	-1.125	0.000	0.000	0.000
-0.75	-0.875	0.000	0.000	0.000
-0.50	-0.625	0.000	0.000	0.000
-0.25	-0.375	0.022	0.064	0.064
0.00	-0.125	0.028	0.081	0.145
0.25	0.125	0.087	0.252	0.397
0.50	0.375	0.370	1.071	1.467
0.75	0.625	0.943	2.729	4.197
1.00	0.875	2.080	6.020	10.217
1.25	1.125	3.330	9.638	19.855
1.50	1.375	5.422	15.693	35.547
1.75	1.625	5.380	15.571	51.119
2.00	1.875	3.645	10.550	61.668
2.25	2.125	3.319	9.606	71.274
2.50	2.375	3.213	9.299	80.574
2.75	2.625	4.506	13.042	93.615
3.00	2.875	1.765	5.108	98.724
3.25	3.125	0.354	1.025	99.748
3.50	3.375	0.053	0.153	99.902
3.75	3.625	0.020	0.058	99.959
4.00	3.875	0.014	0.041	100.000
5.00	4.500	0.000	0.000	100.000

Statistical Results			
Mean:	1.8038	phi	(0.2864 mm)
Standard Dev:	0.6543	phi-units	(0.6354 mm)
Skewness:	0.0012	dimensionless	
Kurtosis:	2.2779	dimensionless	
5th Moment:	-0.5194	dimensionless	
6th Moment:	8.2758	dimensionless	
RARD *	0.3628	dimensionless	
Median	1.6070	phi	(0.3283 mm)

* RARD = reciprocal absolute relative dispersion (see below)

Statistical Explanation	
Calculations based on the Method of Moments	
Skewness: 3rd Stand. Moment; Exact Gaussian = 0.0	
Kurtosis: 4th Stand. Moment; Exact Gaussian = 3.0	
For Further Explanation, See Basille et al. 2002	
Millimeter data calculated by $mm = 2^{(-\phi)}$	

Reciprocal Absolute Relative Dispersion (RARD) Scale	
< 0.5	Excellent homogeneity (e.g., beaches)
0.5 to 1.0	Good homogeneity
1.0 to 1.33	Fair homogeneity
> 1.33	Poor homogeneity (e.g., glacial)



DD-16

