

Onshore Grab Sample

Sample: BW-26
Sample Taken By: D. Phelps
Sample Collected On: 1/28/09
Splits? N/A

County: Broward
Latitude: 25° 58' 30.7"
Longitude: 80° 07' 05.8"
Datum: WGS 84
Surf. Elev: N/A
Datum: N/A

Fine Data Summary

Total Sample Weight	58.057 grams
Total Fines in Sample	0.247 grams
Total Percent Fines	0.42 %

Dry Sieving Summary

Total Sample Weight	57.922 grams
Total Digested Weight	18.456 grams
Total Carbonate Weight	39.466 grams
Total Silica %	31.86 %
Total Carbonate %	68.14 %
Carbonate/Silica Ratio	2.138

General Comments:

Post Digestion Dry Sieving Not Necessary.

Description

Worked By: M. Ladle

Pre-Digestion Grain Size Distribution

Onshore Grab Sample

Sample: BW-26

Total Sample Mass: 57.922 grams

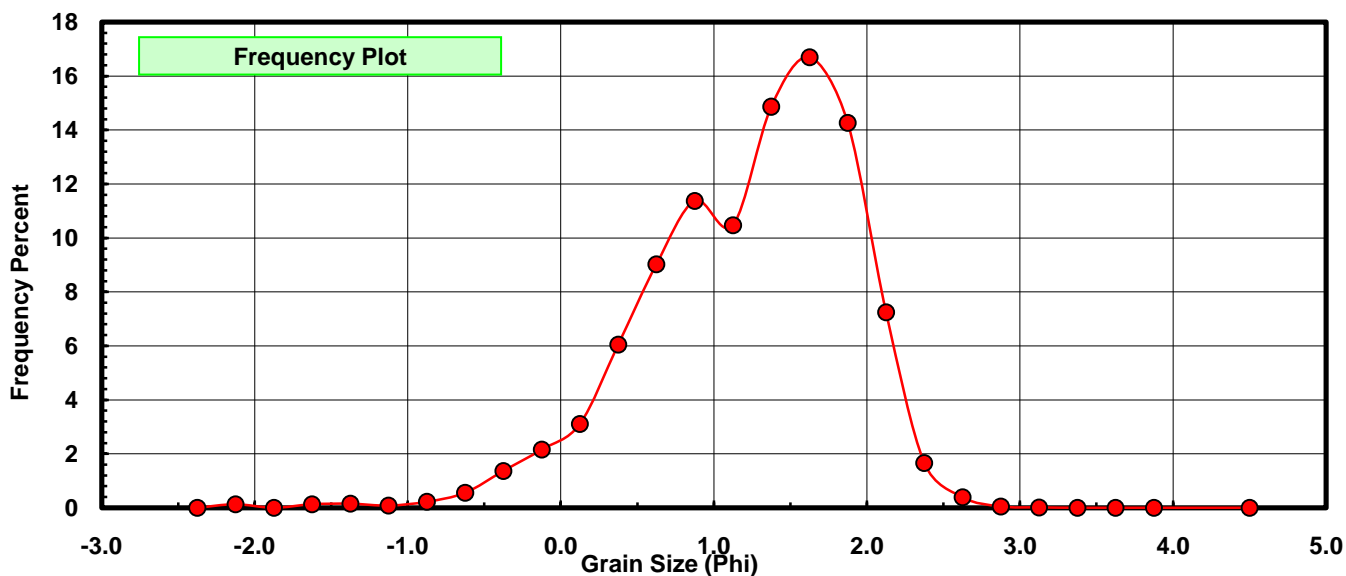
Sieve Size (phi)	Sieve Midpt (phi)	Weight (grams)	Freq Weight %	Cumulative Weight %
-2.25	-2.375	0.000	0.000	0.000
-2.00	-2.125	0.075	0.129	0.129
-1.75	-1.875	0.000	0.000	0.129
-1.50	-1.625	0.075	0.129	0.259
-1.25	-1.375	0.087	0.150	0.409
-1.00	-1.125	0.047	0.081	0.490
-0.75	-0.875	0.129	0.223	0.713
-0.50	-0.625	0.321	0.554	1.267
-0.25	-0.375	0.791	1.366	2.633
0.00	-0.125	1.249	2.156	4.789
0.25	0.125	1.801	3.109	7.899
0.50	0.375	3.500	6.043	13.941
0.75	0.625	5.226	9.022	22.964
1.00	0.875	6.589	11.376	34.339
1.25	1.125	6.067	10.474	44.814
1.50	1.375	8.609	14.863	59.677
1.75	1.625	9.673	16.700	76.377
2.00	1.875	8.260	14.261	90.637
2.25	2.125	4.199	7.249	97.887
2.50	2.375	0.961	1.659	99.546
2.75	2.625	0.227	0.392	99.938
3.00	2.875	0.028	0.048	99.986
3.25	3.125	0.008	0.014	100.000
3.50	3.375	0.000	0.000	100.000
3.75	3.625	0.000	0.000	100.000
4.00	3.875	0.000	0.000	100.000
5.00	4.50	0.000	0.000	100.000

Statistical Results			
Mean:	1.2279	phi	(0.4269 mm)
Standard Dev:	0.6781	phi-units	(0.625 mm)
Skewness:	-0.7992	dimensionless	
Kurtosis:	4.0002	dimensionless	
5th Moment:	-10.2819	dimensionless	
6th Moment:	43.3075	dimensionless	
RARD *	0.5523	dimensionless	
Median	1.2122	phi	(0.4316 mm)

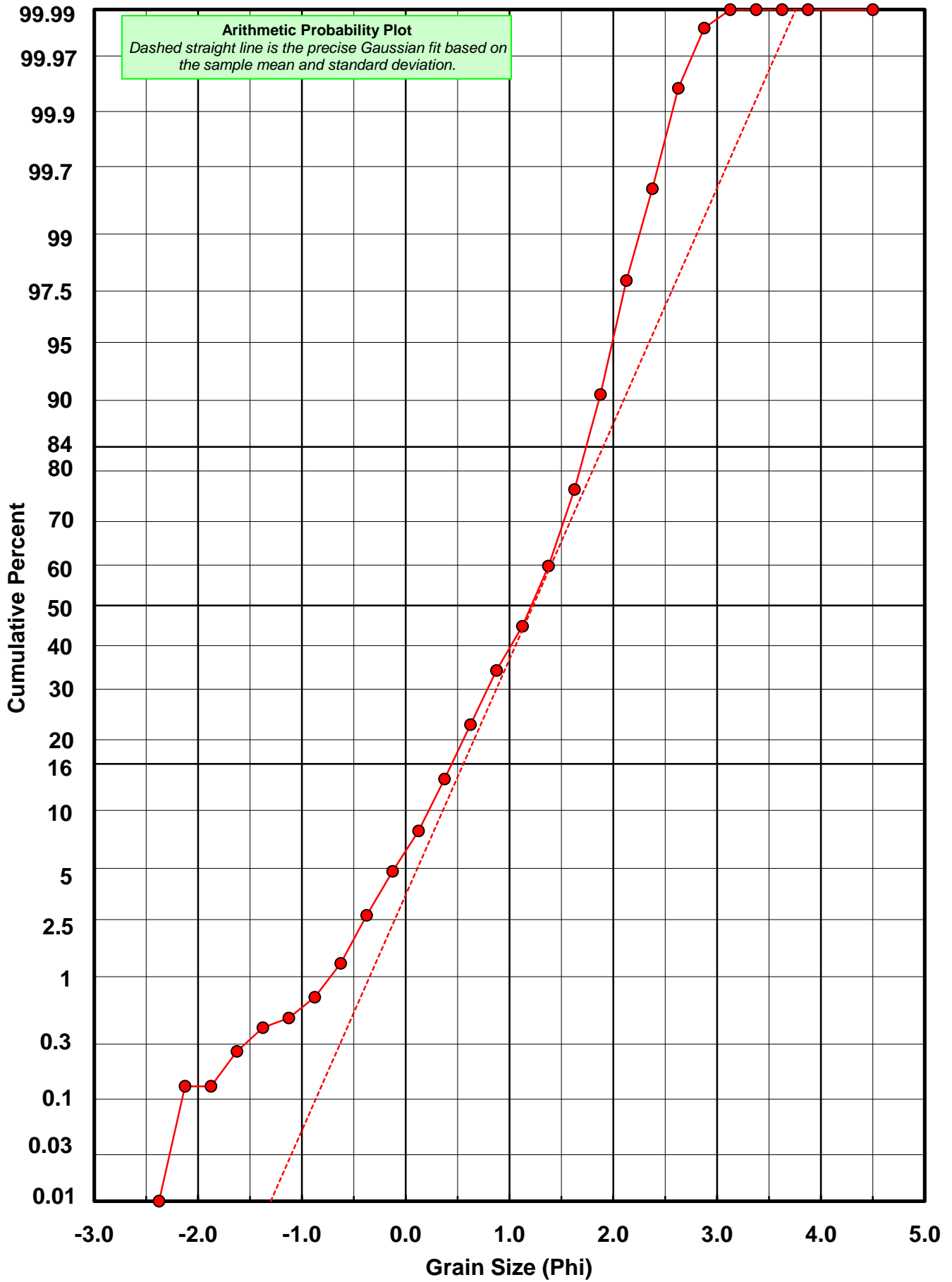
* RARD = reciprocal absolute relative dispersion (see below)

Statistical Explanation	
Calculations based on the Method of Moments	
Skewness: 3rd Stand. Moment; Exact Gaussian = 0.0	
Kurtosis: 4th Stand. Moment; Exact Gaussian = 3.0	
For Further Explanation, See Basille et al. 2002	
Millimeter data calculated by $mm = 2^{-(\phi)}$	

Reciprocal Absolute Relative Dispersion (RARD) Scale	
< 0.5	Excellent homogeneity (e.g., beaches)
0.5 to 1.0	Good homogeneity
1.0 to 1.33	Fair homogeneity
> 1.33	Poor homogeneity (e.g., glacial)



BW-26



Carbonate Grain Size Distribution

Onshore Grab Sample

Sample: BW-26

Total Carbonate Mass: 39.485 grams

% Carbonate: 68.1 %

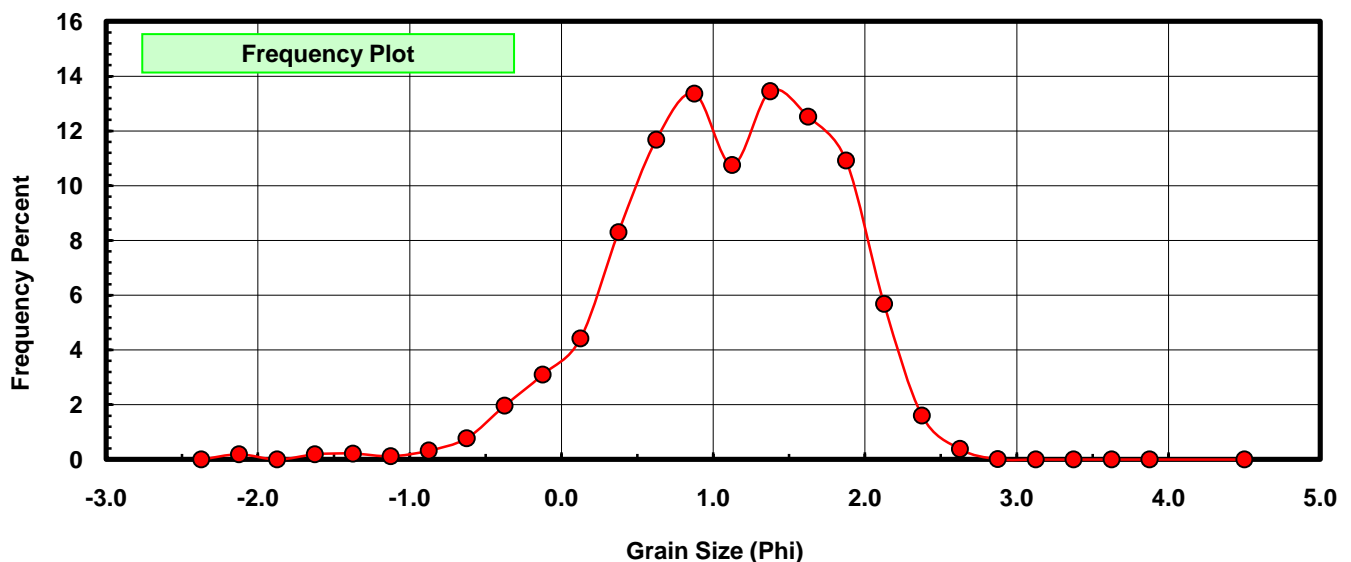
Sieve Size (phi)	Sieve Midpt (phi)	Weight (grams)	Freq Weight %	Cumulative Weight %
-2.25	-2.375	0.000	0.000	0.000
-2.00	-2.125	0.075	0.190	0.190
-1.75	-1.875	0.000	0.000	0.190
-1.50	-1.625	0.075	0.190	0.380
-1.25	-1.375	0.087	0.220	0.600
-1.00	-1.125	0.047	0.119	0.719
-0.75	-0.875	0.129	0.327	1.046
-0.50	-0.625	0.307	0.778	1.823
-0.25	-0.375	0.776	1.965	3.789
0.00	-0.125	1.223	3.097	6.886
0.25	0.125	1.746	4.422	11.308
0.50	0.375	3.278	8.302	19.610
0.75	0.625	4.614	11.685	31.295
1.00	0.875	5.277	13.365	44.660
1.25	1.125	4.246	10.753	55.413
1.50	1.375	5.311	13.451	68.864
1.75	1.625	4.944	12.521	81.385
2.00	1.875	4.312	10.921	92.306
2.25	2.125	2.246	5.688	97.994
2.50	2.375	0.635	1.608	99.602
2.75	2.625	0.152	0.385	99.987
3.00	2.875	0.005	0.013	100.000
3.25	3.125	0.000	0.000	100.000
3.50	3.375	0.000	0.000	100.000
3.75	3.625	0.000	0.000	100.000
4.00	3.875	0.000	0.000	100.000
5.00	4.500	0.000	0.000	100.000

Statistical Results			
Mean:	1.0799	phi	(0.4731 mm)
Standard Dev:	0.7179	phi-units	(0.608 mm)
Skewness:	-0.5805	dimensionless	
Kurtosis:	3.5977	dimensionless	
5th Moment:	-7.7075	dimensionless	
6th Moment:	32.6540	dimensionless	
RARD *	0.6648	dimensionless	
Median	0.9991	phi	(0.5003 mm)

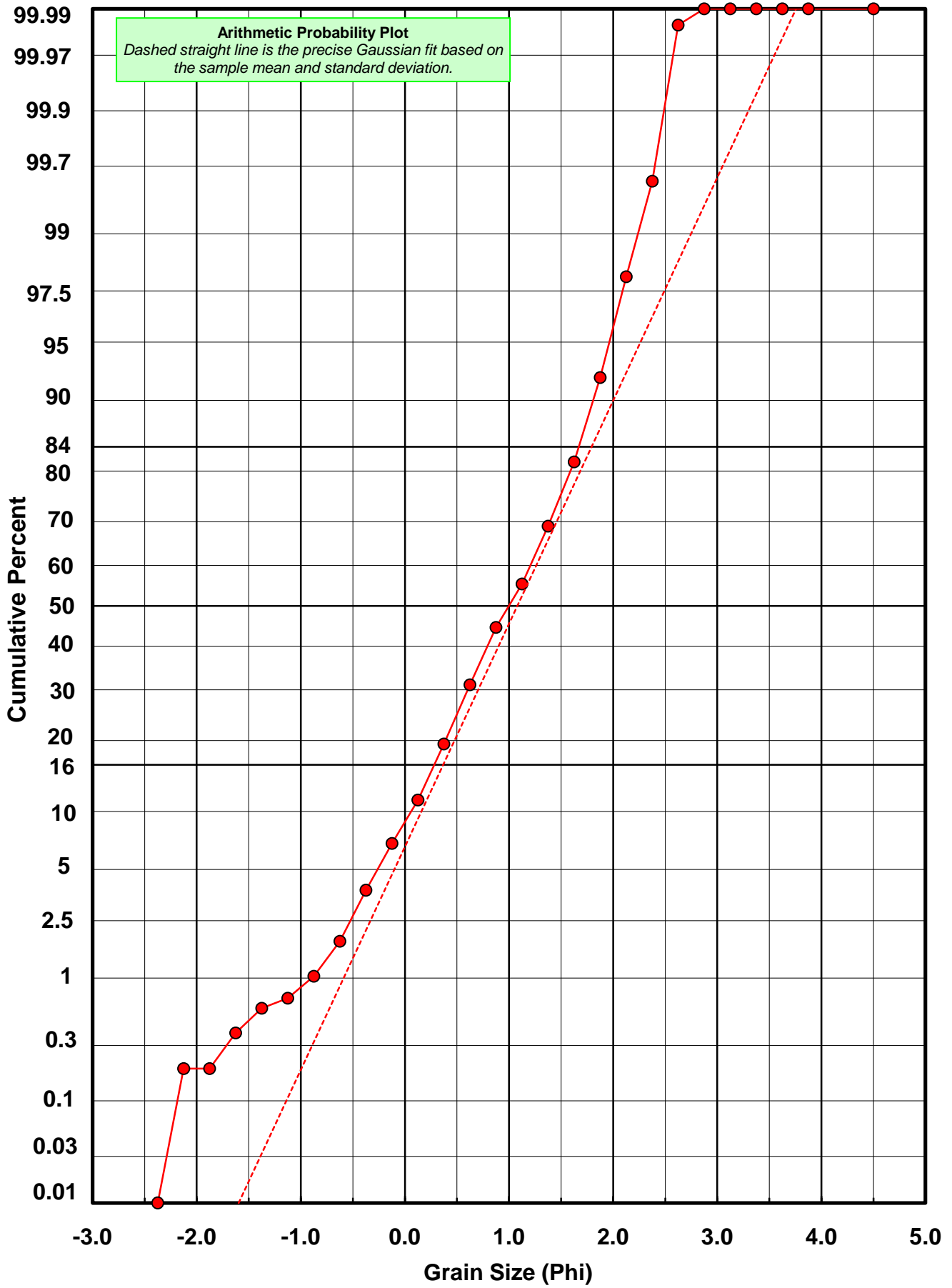
* RARD = reciprocal absolute relative dispersion (see below)

Statistical Explanation	
Calculations based on the Method of Moments	
Skewness: 3rd Stand. Moment; Exact Gaussian = 0.0	
Kurtosis: 4th Stand. Moment; Exact Gaussian = 3.0	
For Further Explanation, See Basille et al. 2002	
Millimeter data calculated by $mm = 2^{(-\phi)}$	

Reciprocal Absolute Relative Dispersion (RARD) Scale	
< 0.5	Excellent homogeneity (e.g., beaches)
0.5 to 1.0	Good homogeneity
1.0 to 1.33	Fair homogeneity
> 1.33	Poor homogeneity (e.g., glacial)



BW-26



Post-Digestion Grain Size Distribution

Onshore Grab Sample

Sample: BW-26

Total Digested Mass: 18.456 grams

% Silica: 31.9 %

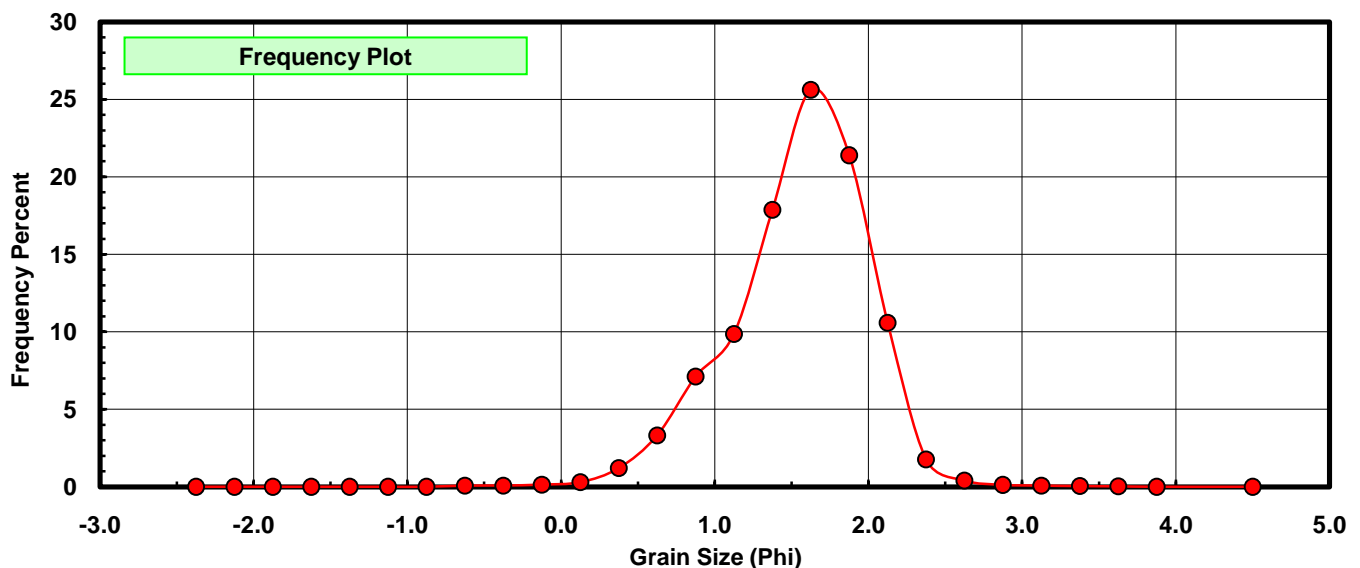
Sieve Size (phi)	Sieve Midpt (phi)	Weight (grams)	Freq Weight %	Cumulative Weight %
-2.25	-2.375	0.000	0.000	0.000
-2.00	-2.125	0.000	0.000	0.000
-1.75	-1.875	0.000	0.000	0.000
-1.50	-1.625	0.000	0.000	0.000
-1.25	-1.375	0.000	0.000	0.000
-1.00	-1.125	0.000	0.000	0.000
-0.75	-0.875	0.000	0.000	0.000
-0.50	-0.625	0.014	0.076	0.076
-0.25	-0.375	0.015	0.081	0.157
0.00	-0.125	0.026	0.141	0.298
0.25	0.125	0.055	0.298	0.596
0.50	0.375	0.222	1.203	1.799
0.75	0.625	0.612	3.316	5.115
1.00	0.875	1.312	7.109	12.224
1.25	1.125	1.821	9.867	22.090
1.50	1.375	3.298	17.870	39.960
1.75	1.625	4.729	25.623	65.583
2.00	1.875	3.948	21.391	86.974
2.25	2.125	1.953	10.582	97.556
2.50	2.375	0.326	1.766	99.323
2.75	2.625	0.075	0.406	99.729
3.00	2.875	0.023	0.125	99.854
3.25	3.125	0.014	0.076	99.930
3.50	3.375	0.008	0.043	99.973
3.75	3.625	0.005	0.027	100.000
4.00	3.875	0.000	0.000	100.000
5.00	4.500	0.000	0.000	100.000

Statistical Results			
Mean:	1.5469	phi	(0.3422 mm)
Standard Dev:	0.4595	phi-units	(0.7273 mm)
Skewness:	-0.5416	dimensionless	
Kurtosis:	3.8464	dimensionless	
5th Moment:	-5.2187	dimensionless	
6th Moment:	34.5452	dimensionless	
RARD *	0.2970	dimensionless	
Median	1.4730	phi	(0.3602 mm)

* RARD = reciprocal absolute relative dispersion (see below)

Statistical Explanation	
Calculations based on the Method of Moments	
Skewness: 3rd Stand. Moment; Exact Gaussian = 0.0	
Kurtosis: 4th Stand. Moment; Exact Gaussian = 3.0	
For Further Explanation, See Basille et al. 2002	
Millimeter data calculated by $mm = 2^{(-\phi)}$	

Reciprocal Absolute Relative Dispersion (RARD) Scale	
< 0.5	Excellent homogeneity (e.g., beaches)
0.5 to 1.0	Good homogeneity
1.0 to 1.33	Fair homogeneity
> 1.33	Poor homogeneity (e.g., glacial)



BW-26

