

Onshore Grab Sample

Sample: BW-23-BB
Sample Taken By: D. Phelps
Sample Collected On: 1/28/09
Splits? N/A

County: Broward
Latitude: 26° 01' 03.1"
Longitude: 80° 06' 54.6"
Datum: WGS 84
Surf. Elev: N/A
Datum: N/A

Fine Data Summary

Total Sample Weight 63.981 grams
Total Fines in Sample 0.280 grams
Total Percent Fines 0.44 %

Dry Sieving Summary

Total Sample Weight 63.757 grams
Total Digested Weight 15.910 grams
Total Carbonate Weight 47.847 grams
Total Silica % 24.95 %
Total Carbonate % 75.05 %
Carbonate/Silica Ratio 3.007

General Comments:

None

Description

Worked By: M. Ladle

Pre-Digestion Grain Size Distribution

Onshore Grab Sample

Sample: BW-23-BB

Total Sample Mass: 63.757 grams

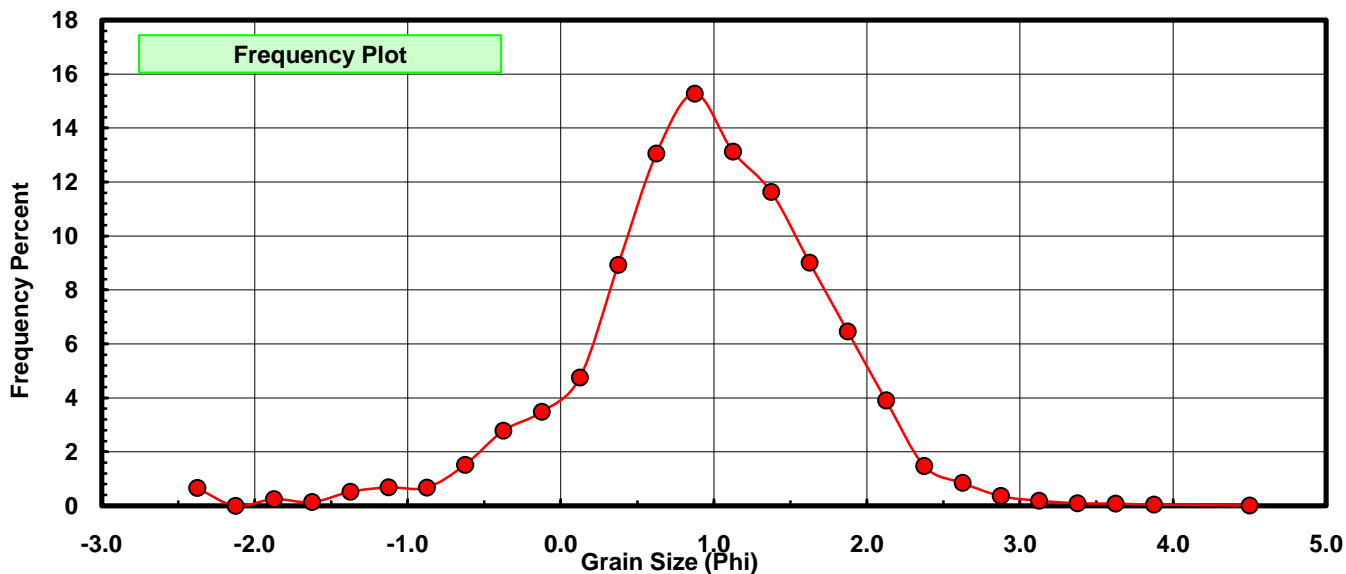
Sieve Size (phi)	Sieve Midpt (phi)	Weight (grams)	Freq Weight %	Cumulative Weight %
-2.25	-2.375	0.420	0.659	0.659
-2.00	-2.125	0.000	0.000	0.659
-1.75	-1.875	0.160	0.251	0.910
-1.50	-1.625	0.088	0.138	1.048
-1.25	-1.375	0.334	0.524	1.572
-1.00	-1.125	0.437	0.685	2.257
-0.75	-0.875	0.433	0.679	2.936
-0.50	-0.625	0.970	1.521	4.458
-0.25	-0.375	1.776	2.786	7.243
0.00	-0.125	2.219	3.480	10.724
0.25	0.125	3.031	4.754	15.478
0.50	0.375	5.693	8.929	24.407
0.75	0.625	8.323	13.054	37.461
1.00	0.875	9.738	15.274	52.735
1.25	1.125	8.368	13.125	65.859
1.50	1.375	7.414	11.629	77.488
1.75	1.625	5.748	9.015	86.503
2.00	1.875	4.118	6.459	92.962
2.25	2.125	2.491	3.907	96.869
2.50	2.375	0.941	1.476	98.345
2.75	2.625	0.542	0.850	99.195
3.00	2.875	0.232	0.364	99.559
3.25	3.125	0.122	0.191	99.751
3.50	3.375	0.063	0.099	99.849
3.75	3.625	0.055	0.086	99.936
4.00	3.875	0.031	0.049	99.984
5.00	4.50	0.010	0.016	100.000

Statistical Results			
Mean:	0.9279	phi	(0.5256 mm)
Standard Dev:	0.8158	phi-units	(0.5681 mm)
Skewness:	-0.6231	dimensionless	
Kurtosis:	4.8454	dimensionless	
5th Moment:	-9.0388	dimensionless	
6th Moment:	48.9474	dimensionless	
RARD *	0.8792	dimensionless	
Median	0.8302	phi	(0.5624 mm)

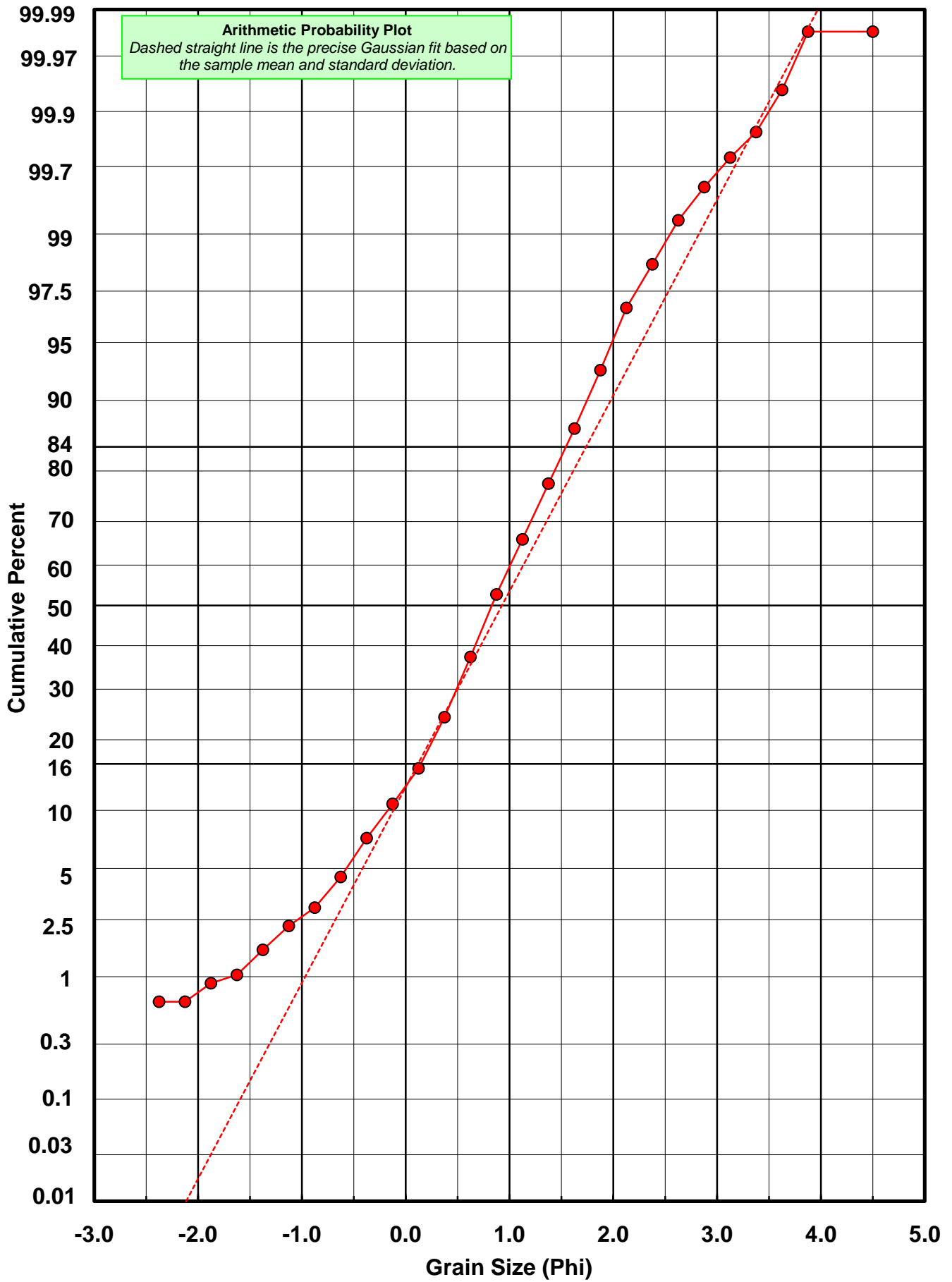
* RARD = reciprocal absolute relative dispersion (see below)

Statistical Explanation	
Calculations based on the Method of Moments	
Skewness: 3rd Stand. Moment; Exact Gaussian = 0.0	
Kurtosis: 4th Stand. Moment; Exact Gaussian = 3.0	
For Further Explanation, See Basille et al. 2002	
Millimeter data calculated by $mm = 2^{-(\phi)}$	

Reciprocal Absolute Relative Dispersion (RARD) Scale	
< 0.5	Excellent homogeneity (e.g., beaches)
0.5 to 1.0	Good homogeneity
1.0 to 1.33	Fair homogeneity
> 1.33	Poor homogeneity (e.g., glacial)



BW-23-BB



Carbonate Grain Size Distribution

Onshore Grab Sample

Sample: BW-23-BB

Total Carbonate Mass: 47.847 grams

% Carbonate: 75.0 %

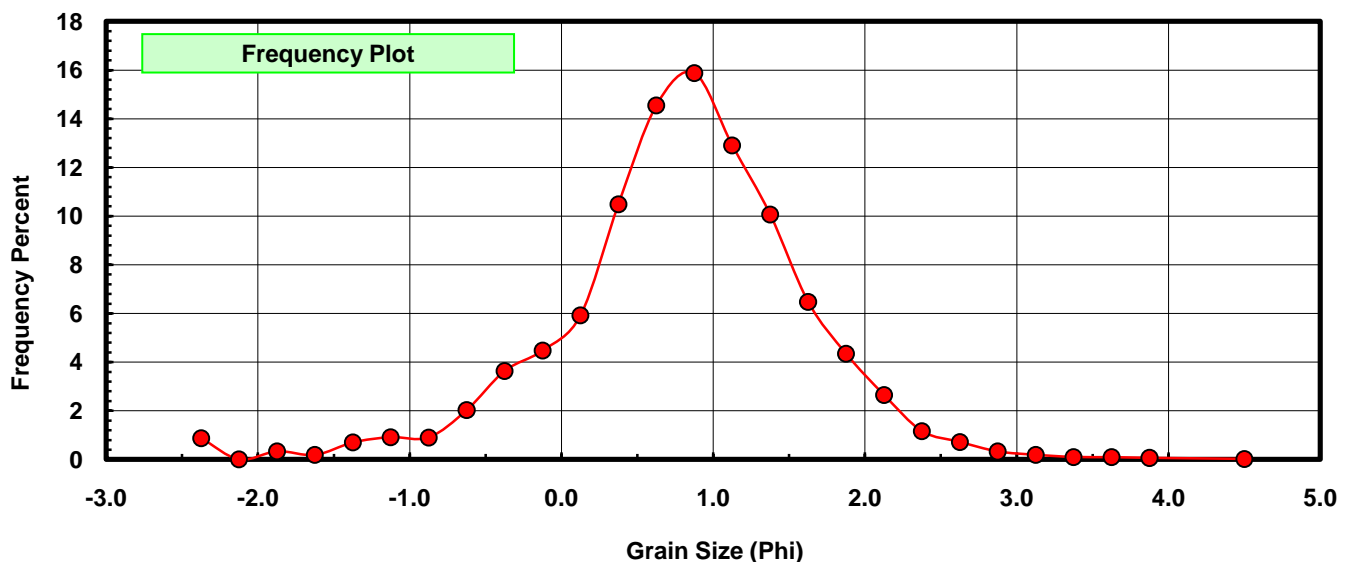
Sieve Size (phi)	Sieve Midpt (phi)	Weight (grams)	Freq Weight %	Cumulative Weight %
-2.25	-2.375	0.420	0.878	0.878
-2.00	-2.125	0.000	0.000	0.878
-1.75	-1.875	0.160	0.334	1.212
-1.50	-1.625	0.088	0.184	1.396
-1.25	-1.375	0.334	0.698	2.094
-1.00	-1.125	0.437	0.913	3.008
-0.75	-0.875	0.433	0.905	3.912
-0.50	-0.625	0.970	2.027	5.940
-0.25	-0.375	1.739	3.635	9.574
0.00	-0.125	2.140	4.473	14.047
0.25	0.125	2.832	5.919	19.966
0.50	0.375	5.018	10.488	30.453
0.75	0.625	6.961	14.548	45.002
1.00	0.875	7.596	15.876	60.877
1.25	1.125	6.174	12.904	73.781
1.50	1.375	4.815	10.063	83.844
1.75	1.625	3.099	6.477	90.321
2.00	1.875	2.079	4.345	94.666
2.25	2.125	1.269	2.652	97.319
2.50	2.375	0.558	1.166	98.485
2.75	2.625	0.344	0.719	99.204
3.00	2.875	0.157	0.328	99.532
3.25	3.125	0.091	0.190	99.722
3.50	3.375	0.048	0.100	99.822
3.75	3.625	0.044	0.092	99.914
4.00	3.875	0.031	0.065	99.979
5.00	4.500	0.010	0.021	100.000

Statistical Results			
Mean:	0.7855	phi	(0.5801 mm)
Standard Dev:	0.8359	phi-units	(0.5602 mm)
Skewness:	-0.5518	dimensionless	
Kurtosis:	4.8358	dimensionless	
5th Moment:	-7.2538	dimensionless	
6th Moment:	45.2582	dimensionless	
RARD *	1.0642	dimensionless	
Median	0.7037	phi	(0.614 mm)

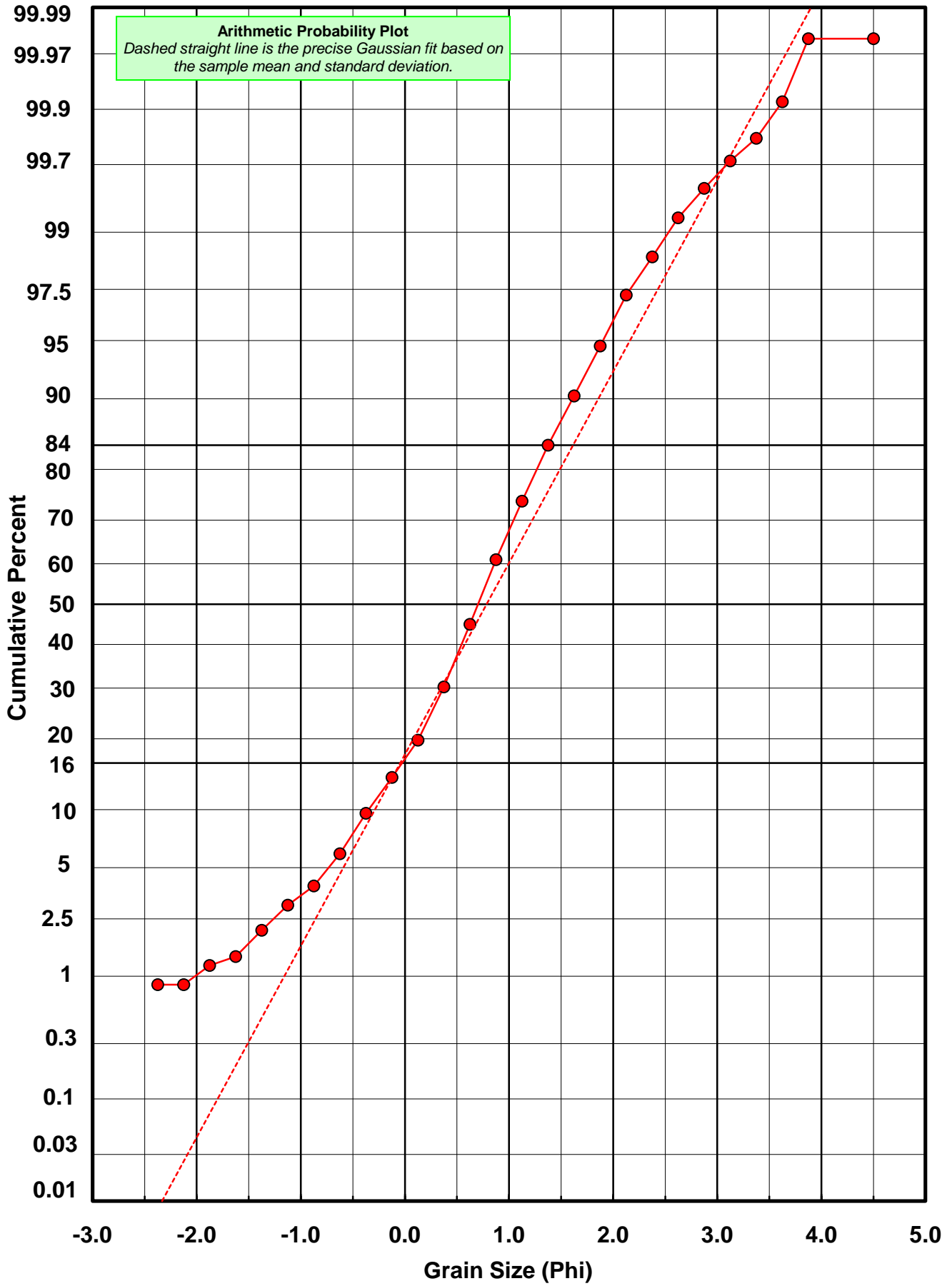
* RARD = reciprocal absolute relative dispersion (see below)

Statistical Explanation	
Calculations based on the Method of Moments	
Skewness: 3rd Stand. Moment; Exact Gaussian = 0.0	
Kurtosis: 4th Stand. Moment; Exact Gaussian = 3.0	
For Further Explanation, See Basille et al. 2002	
Millimeter data calculated by $mm = 2^{(-\phi)}$	

Reciprocal Absolute Relative Dispersion (RARD) Scale	
< 0.5	Excellent homogeneity (e.g., beaches)
0.5 to 1.0	Good homogeneity
1.0 to 1.33	Fair homogeneity
> 1.33	Poor homogeneity (e.g., glacial)



BW-23-BB



Post-Digestion Grain Size Distribution

Onshore Grab Sample

Sample: BW-23-BB

Total Digested Mass: 15.910 grams

% Silica: 25.0 %

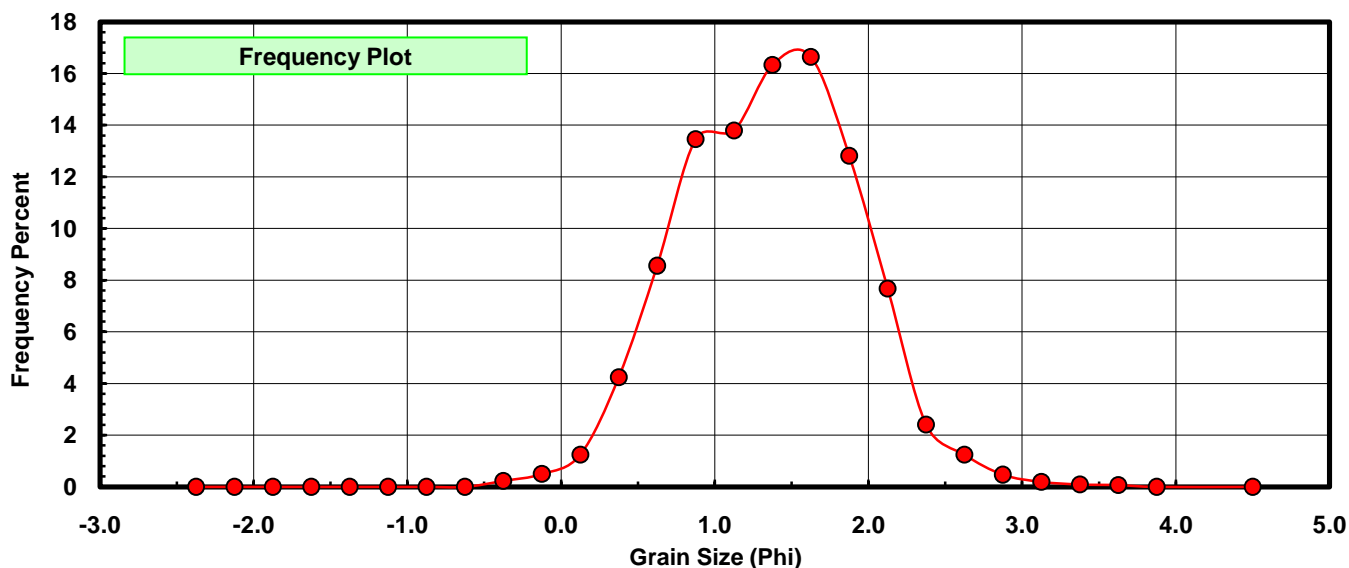
Sieve Size (phi)	Sieve Midpt (phi)	Weight (grams)	Freq Weight %	Cumulative Weight %
-2.25	-2.375	0.000	0.000	0.000
-2.00	-2.125	0.000	0.000	0.000
-1.75	-1.875	0.000	0.000	0.000
-1.50	-1.625	0.000	0.000	0.000
-1.25	-1.375	0.000	0.000	0.000
-1.00	-1.125	0.000	0.000	0.000
-0.75	-0.875	0.000	0.000	0.000
-0.50	-0.625	0.000	0.000	0.000
-0.25	-0.375	0.037	0.233	0.233
0.00	-0.125	0.079	0.497	0.729
0.25	0.125	0.199	1.251	1.980
0.50	0.375	0.675	4.243	6.223
0.75	0.625	1.362	8.561	14.783
1.00	0.875	2.142	13.463	28.246
1.25	1.125	2.194	13.790	42.036
1.50	1.375	2.599	16.336	58.372
1.75	1.625	2.649	16.650	75.022
2.00	1.875	2.039	12.816	87.838
2.25	2.125	1.222	7.681	95.519
2.50	2.375	0.383	2.407	97.926
2.75	2.625	0.198	1.245	99.170
3.00	2.875	0.075	0.471	99.642
3.25	3.125	0.031	0.195	99.837
3.50	3.375	0.015	0.094	99.931
3.75	3.625	0.011	0.069	100.000
4.00	3.875	0.000	0.000	100.000
5.00	4.500	0.000	0.000	100.000

Statistical Results			
Mean:	1.3563	phi	(0.3906 mm)
Standard Dev:	0.5874	phi-units	(0.6655 mm)
Skewness:	0.0430	dimensionless	
Kurtosis:	2.8524	dimensionless	
5th Moment:	1.0819	dimensionless	
6th Moment:	15.1731	dimensionless	
RARD *	0.4331	dimensionless	
Median	1.2469	phi	(0.4214 mm)

* RARD = reciprocal absolute relative dispersion (see below)

Statistical Explanation	
Calculations based on the Method of Moments	
Skewness: 3rd Stand. Moment; Exact Gaussian = 0.0	
Kurtosis: 4th Stand. Moment; Exact Gaussian = 3.0	
For Further Explanation, See Basille et al. 2002	
Millimeter data calculated by $mm = 2^{(-\phi)}$	

Reciprocal Absolute Relative Dispersion (RARD) Scale	
< 0.5	Excellent homogeneity (e.g., beaches)
0.5 to 1.0	Good homogeneity
1.0 to 1.33	Fair homogeneity
> 1.33	Poor homogeneity (e.g., glacial)



BW-23-BB

