

## **Onshore Grab Sample**

**Sample:** BW-18-BB  
**Sample Taken By:** D. Phelps  
**Sample Collected On:** 1/28/09  
**Splits?** N/A

**County:** Broward  
**Latitude:** 26° 05' 12.4"  
**Longitude:** 80° 06' 33.9"  
**Datum:** WGS 84  
**Surf. Elev:** N/A  
**Datum:** N/A

### **Fine Data Summary**

Total Sample Weight	63.072 grams
Total Fines in Sample	0.214 grams
Total Percent Fines	0.34 %

### **Dry Sieving Summary**

Total Sample Weight	62.872 grams
Total Digested Weight	24.468 grams
Total Carbonate Weight	38.404 grams
Total Silica %	38.92 %
Total Carbonate %	61.08 %
Carbonate/Silica Ratio	1.570

### **General Comments:**

None

### **Description**

Worked By: M. Ladle

# Pre-Digestion Grain Size Distribution

Onshore Grab Sample

Sample: BW-18-BB

Total Sample Mass: 62.872 grams

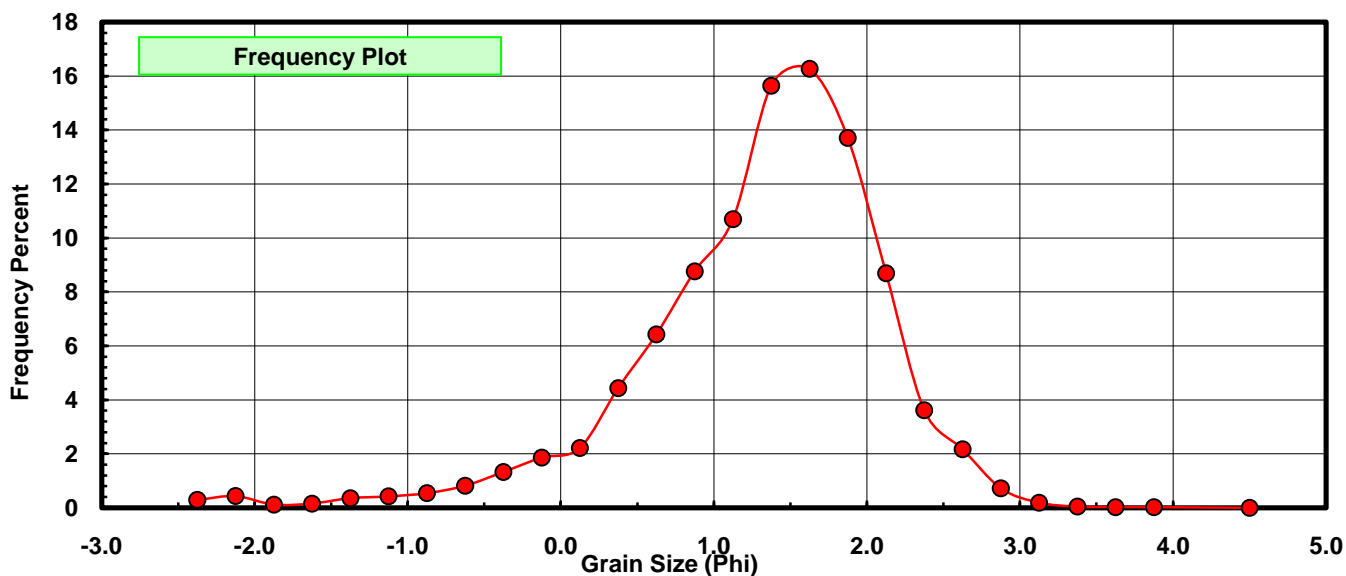
Sieve Size (phi)	Sieve Midpt (phi)	Weight (grams)	Freq Weight %	Cumulative Weight %
-2.25	-2.375	0.184	0.293	0.293
-2.00	-2.125	0.273	0.434	0.727
-1.75	-1.875	0.075	0.119	0.846
-1.50	-1.625	0.100	0.159	1.005
-1.25	-1.375	0.225	0.358	1.363
-1.00	-1.125	0.266	0.423	1.786
-0.75	-0.875	0.342	0.544	2.330
-0.50	-0.625	0.515	0.819	3.149
-0.25	-0.375	0.836	1.330	4.479
0.00	-0.125	1.169	1.859	6.338
0.25	0.125	1.396	2.220	8.559
0.50	0.375	2.790	4.438	12.996
0.75	0.625	4.042	6.429	19.425
1.00	0.875	5.512	8.767	28.192
1.25	1.125	6.722	10.692	38.884
1.50	1.375	9.836	15.644	54.528
1.75	1.625	10.226	16.265	70.793
2.00	1.875	8.619	13.709	84.502
2.25	2.125	5.465	8.692	93.194
2.50	2.375	2.271	3.612	96.806
2.75	2.625	1.367	2.174	98.980
3.00	2.875	0.457	0.727	99.707
3.25	3.125	0.121	0.192	99.900
3.50	3.375	0.029	0.046	99.946
3.75	3.625	0.018	0.029	99.975
4.00	3.875	0.016	0.025	100.000
5.00	4.50	0.000	0.000	100.000

Statistical Results			
Mean:	1.3032	phi	(0.4052 mm)
Standard Dev:	0.8108	phi-units	(0.5701 mm)
Skewness:	-1.2081	dimensionless	
Kurtosis:	5.8322	dimensionless	
5th Moment:	-17.7415	dimensionless	
6th Moment:	74.4411	dimensionless	
RARD *	0.6221	dimensionless	
Median	1.3026	phi	(0.4054 mm)

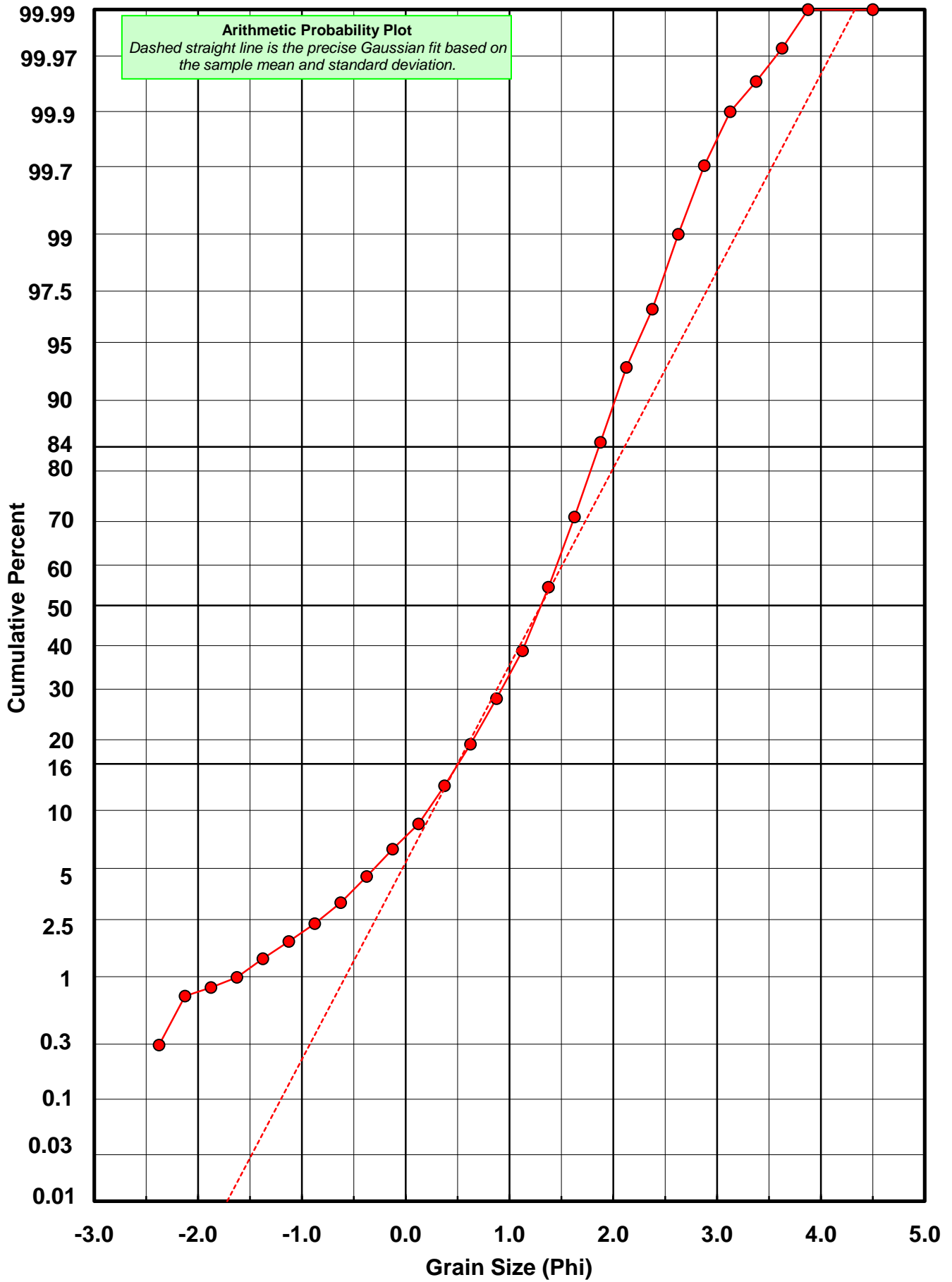
\* RARD = reciprocal absolute relative dispersion (see below)

Statistical Explanation
Calculations based on the Method of Moments
Skewness: 3rd Stand. Moment; Exact Gaussian = 0.0
Kurtosis: 4th Stand. Moment; Exact Gaussian = 3.0
For Further Explanation, See Basille et al. 2002
Millimeter data calculated by $mm = 2^{-(\phi)}$

Reciprocal Absolute Relative Dispersion (RARD) Scale	
< 0.5	Excellent homogeneity (e.g., beaches)
0.5 to 1.0	Good homogeneity
1.0 to 1.33	Fair homogeneity
> 1.33	Poor homogeneity (e.g., glacial)



# BW-18-BB



# Carbonate Grain Size Distribution

Onshore Grab Sample

Sample: BW-18-BB

Total Carbonate Mass: 38.407 grams

% Carbonate: 61.1 %

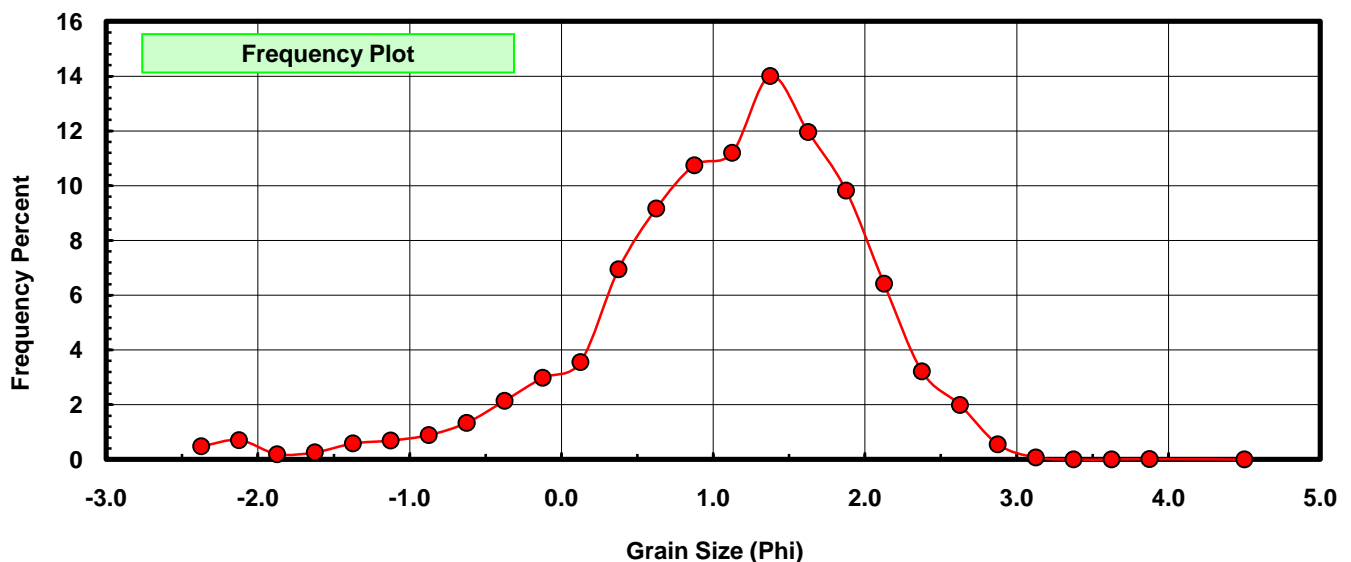
Sieve Size (phi)	Sieve Midpt (phi)	Weight (grams)	Freq Weight %	Cumulative Weight %
-2.25	-2.375	0.184	0.479	0.479
-2.00	-2.125	0.273	0.711	1.190
-1.75	-1.875	0.075	0.195	1.385
-1.50	-1.625	0.100	0.260	1.646
-1.25	-1.375	0.225	0.586	2.231
-1.00	-1.125	0.266	0.693	2.924
-0.75	-0.875	0.342	0.890	3.814
-0.50	-0.625	0.515	1.341	5.155
-0.25	-0.375	0.824	2.145	7.301
0.00	-0.125	1.145	2.981	10.282
0.25	0.125	1.368	3.562	13.844
0.50	0.375	2.668	6.947	20.790
0.75	0.625	3.523	9.173	29.963
1.00	0.875	4.126	10.743	40.706
1.25	1.125	4.304	11.206	51.912
1.50	1.375	5.381	14.010	65.923
1.75	1.625	4.594	11.961	77.884
2.00	1.875	3.774	9.826	87.711
2.25	2.125	2.468	6.426	94.136
2.50	2.375	1.236	3.218	97.355
2.75	2.625	0.767	1.997	99.352
3.00	2.875	0.214	0.557	99.909
3.25	3.125	0.029	0.076	99.984
3.50	3.375	0.000	0.000	99.984
3.75	3.625	0.000	0.000	99.984
4.00	3.875	0.006	0.016	100.000
5.00	4.500	0.000	0.000	100.000

Statistical Results			
Mean:	1.0854	phi	(0.4713 mm)
Standard Dev:	0.9016	phi-units	(0.5353 mm)
Skewness:	-0.9696	dimensionless	
Kurtosis:	4.6275	dimensionless	
5th Moment:	-11.5139	dimensionless	
6th Moment:	42.9656	dimensionless	
RARD *	0.8307	dimensionless	
Median	1.0823	phi	(0.4723 mm)

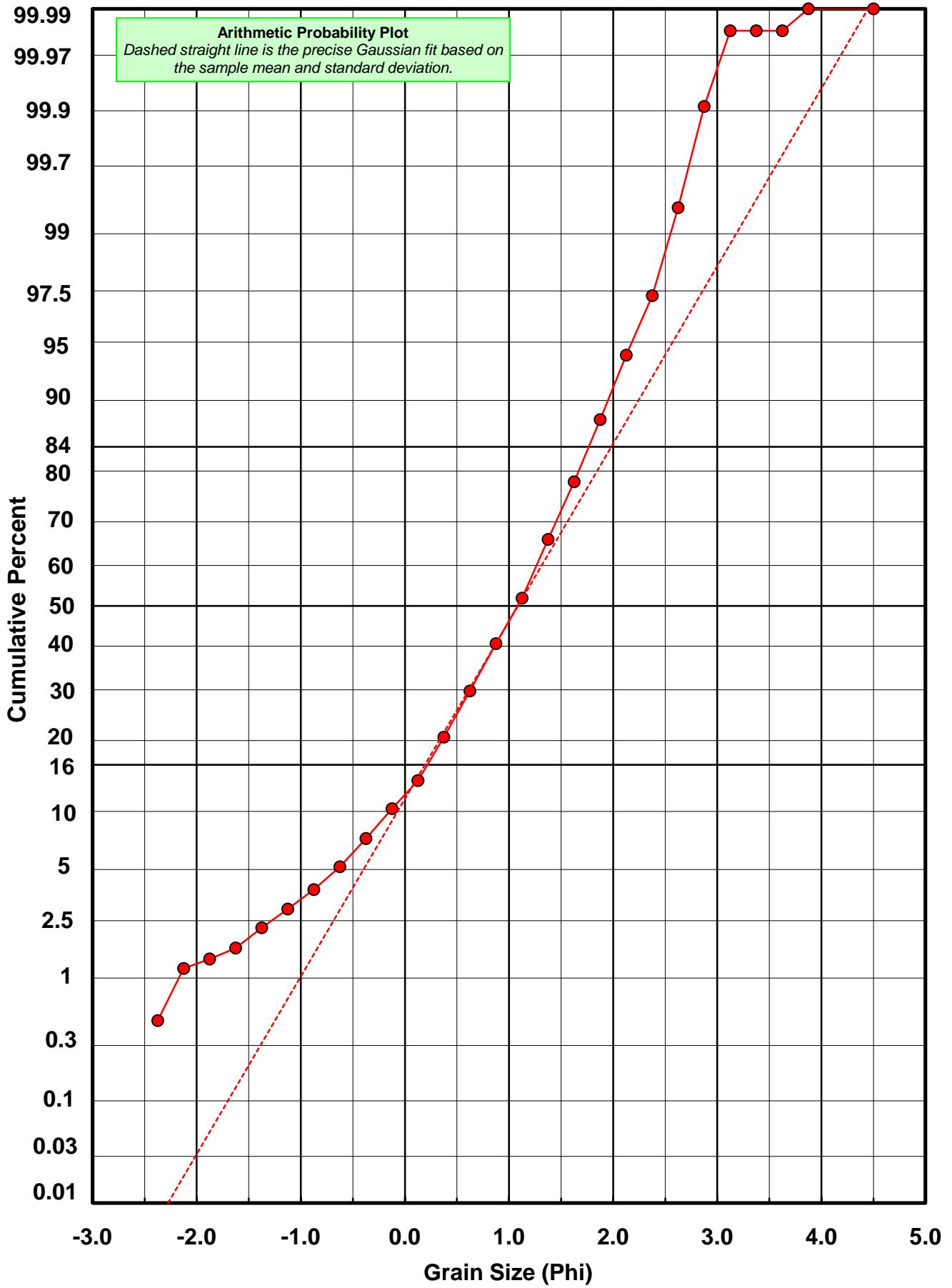
\* RARD = reciprocal absolute relative dispersion (see below)

Statistical Explanation	
Calculations based on the Method of Moments	
Skewness: 3rd Stand. Moment; Exact Gaussian = 0.0	
Kurtosis: 4th Stand. Moment; Exact Gaussian = 3.0	
For Further Explanation, See Basille et al. 2002	
Millimeter data calculated by $mm = 2^{(-\phi)}$	

Reciprocal Absolute Relative Dispersion (RARD) Scale	
< 0.5	Excellent homogeneity (e.g., beaches)
0.5 to 1.0	Good homogeneity
1.0 to 1.33	Fair homogeneity
> 1.33	Poor homogeneity (e.g., glacial)



# BW-18-BB



# Post-Digestion Grain Size Distribution

Onshore Grab Sample

Sample: BW-18-BB

Total Digested Mass: 24.468 grams

% Silica: 38.9 %

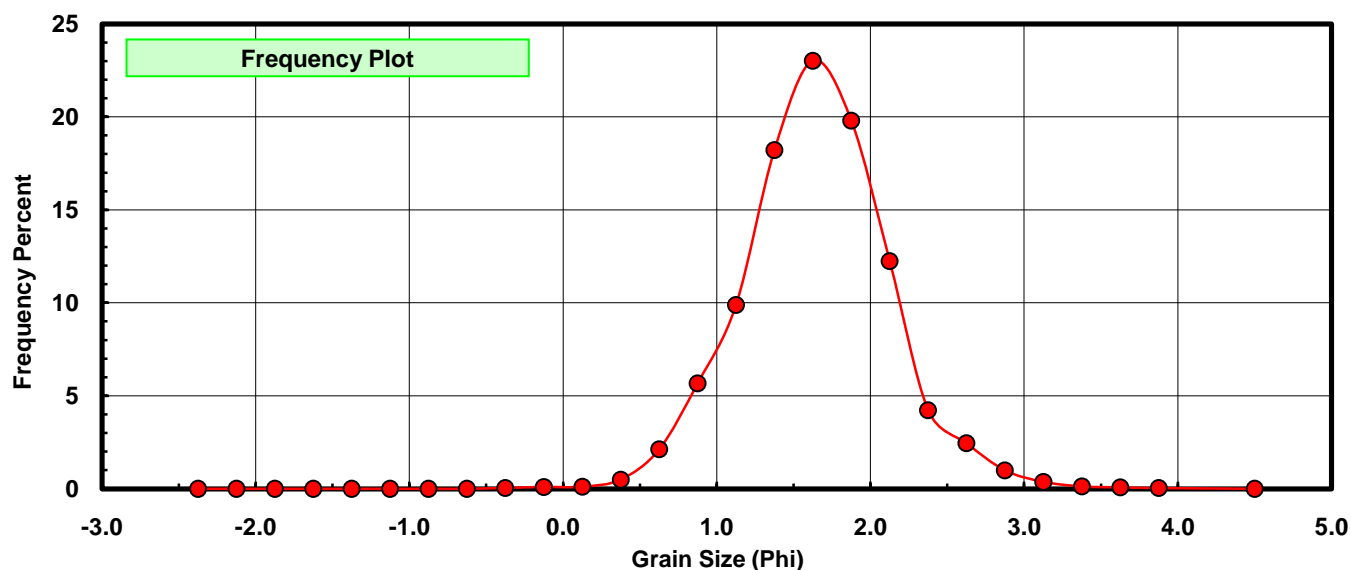
Sieve Size (phi)	Sieve Midpt (phi)	Weight (grams)	Freq Weight %	Cumulative Weight %
-2.25	-2.375	0.000	0.000	0.000
-2.00	-2.125	0.000	0.000	0.000
-1.75	-1.875	0.000	0.000	0.000
-1.50	-1.625	0.000	0.000	0.000
-1.25	-1.375	0.000	0.000	0.000
-1.00	-1.125	0.000	0.000	0.000
-0.75	-0.875	0.000	0.000	0.000
-0.50	-0.625	0.000	0.000	0.000
-0.25	-0.375	0.012	0.049	0.049
0.00	-0.125	0.024	0.098	0.147
0.25	0.125	0.028	0.114	0.262
0.50	0.375	0.122	0.499	0.760
0.75	0.625	0.519	2.121	2.881
1.00	0.875	1.386	5.665	8.546
1.25	1.125	2.418	9.882	18.428
1.50	1.375	4.455	18.207	36.636
1.75	1.625	5.632	23.018	59.653
2.00	1.875	4.845	19.801	79.455
2.25	2.125	2.997	12.249	91.703
2.50	2.375	1.035	4.230	95.933
2.75	2.625	0.600	2.452	98.386
3.00	2.875	0.243	0.993	99.379
3.25	3.125	0.092	0.376	99.755
3.50	3.375	0.032	0.131	99.886
3.75	3.625	0.018	0.074	99.959
4.00	3.875	0.010	0.041	100.000
5.00	4.500	0.000	0.000	100.000

Statistical Results			
Mean:	1.6455	phi	(0.3196 mm)
Standard Dev:	0.4880	phi-units	(0.713 mm)
Skewness:	0.1193	dimensionless	
Kurtosis:	3.7422	dimensionless	
5th Moment:	1.9411	dimensionless	
6th Moment:	28.5203	dimensionless	
RARD *	0.2966	dimensionless	
Median	1.5202	phi	(0.3486 mm)

\* RARD = reciprocal absolute relative dispersion (see below)

Statistical Explanation	
Calculations based on the Method of Moments	
Skewness: 3rd Stand. Moment; Exact Gaussian = 0.0	
Kurtosis: 4th Stand. Moment; Exact Gaussian = 3.0	
For Further Explanation, See Basille et al. 2002	
Millimeter data calculated by $mm = 2^{(-\phi)}$	

Reciprocal Absolute Relative Dispersion (RARD) Scale	
< 0.5	Excellent homogeneity (e.g., beaches)
0.5 to 1.0	Good homogeneity
1.0 to 1.33	Fair homogeneity
> 1.33	Poor homogeneity (e.g., glacial)



# BW-18-BB

