

Onshore Grab Sample

Sample: BW-17-BB
Sample Taken By: D. Phelps
Sample Collected On: 1/27/09
Splits? N/A

County: Broward
Latitude: 26° 05' 57.2"
Longitude: 80° 06' 19.5"
Datum: WGS 84
Surf. Elev: N/A
Datum: N/A

Fine Data Summary

Total Sample Weight	61.353 grams
Total Fines in Sample	0.084 grams
Total Percent Fines	0.14 %

Dry Sieving Summary

Total Sample Weight	61.302 grams
Total Digested Weight	19.604 grams
Total Carbonate Weight	41.698 grams
Total Silica %	31.98 %
Total Carbonate %	68.02 %
Carbonate/Silica Ratio	2.127

General Comments:

None

Description

Worked By: M. Ladle

Pre-Digestion Grain Size Distribution

Onshore Grab Sample

Sample: BW-17-BB

Total Sample Mass: 61.302 grams

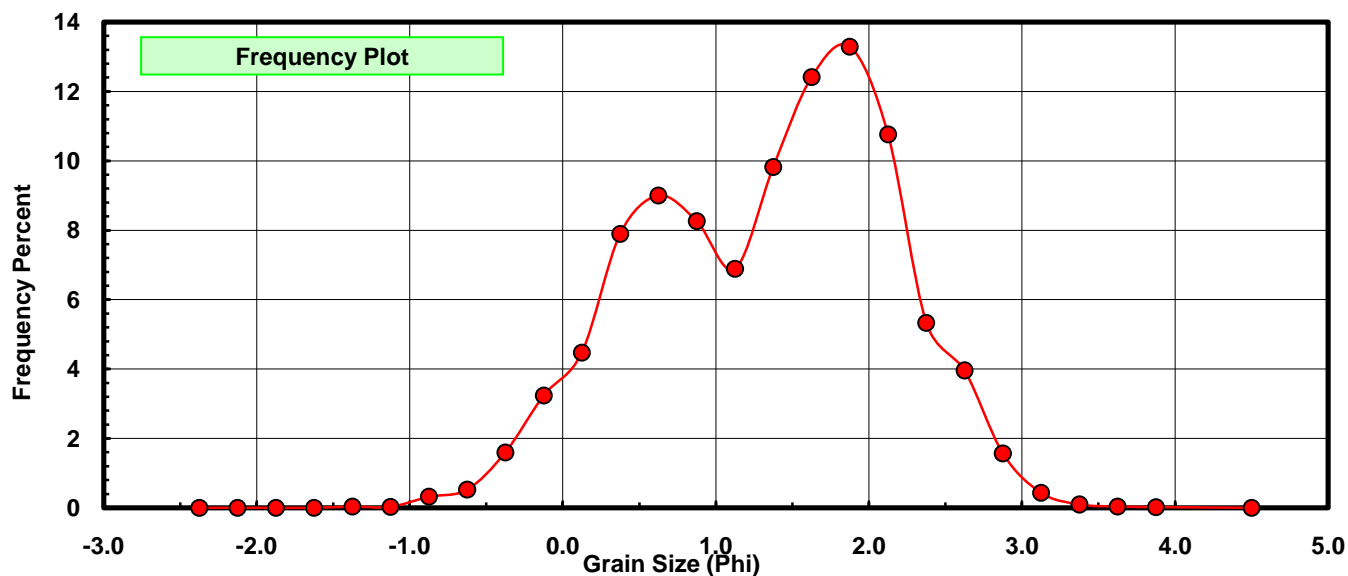
Sieve Size (phi)	Sieve Midpt (phi)	Weight (grams)	Freq Weight %	Cumulative Weight %
-2.25	-2.375	0.000	0.000	0.000
-2.00	-2.125	0.000	0.000	0.000
-1.75	-1.875	0.000	0.000	0.000
-1.50	-1.625	0.000	0.000	0.000
-1.25	-1.375	0.021	0.034	0.034
-1.00	-1.125	0.017	0.028	0.062
-0.75	-0.875	0.195	0.318	0.380
-0.50	-0.625	0.320	0.522	0.902
-0.25	-0.375	0.979	1.597	2.499
0.00	-0.125	1.984	3.236	5.736
0.25	0.125	2.744	4.476	10.212
0.50	0.375	4.841	7.897	18.109
0.75	0.625	5.519	9.003	27.112
1.00	0.875	5.066	8.264	35.376
1.25	1.125	4.222	6.887	42.263
1.50	1.375	6.021	9.822	52.085
1.75	1.625	7.609	12.412	64.497
2.00	1.875	8.149	13.293	77.790
2.25	2.125	6.596	10.760	88.550
2.50	2.375	3.269	5.333	93.883
2.75	2.625	2.428	3.961	97.843
3.00	2.875	0.962	1.569	99.413
3.25	3.125	0.265	0.432	99.845
3.50	3.375	0.059	0.096	99.941
3.75	3.625	0.023	0.038	99.979
4.00	3.875	0.013	0.021	100.000
5.00	4.50	0.000	0.000	100.000

Statistical Results			
Mean:	1.3337	phi	(0.3967 mm)
Standard Dev:	0.8180	phi-units	(0.5672 mm)
Skewness:	-0.2460	dimensionless	
Kurtosis:	2.3815	dimensionless	
5th Moment:	-1.3670	dimensionless	
6th Moment:	8.8188	dimensionless	
RARD *	0.6133	dimensionless	
Median	1.3219	phi	(0.4 mm)

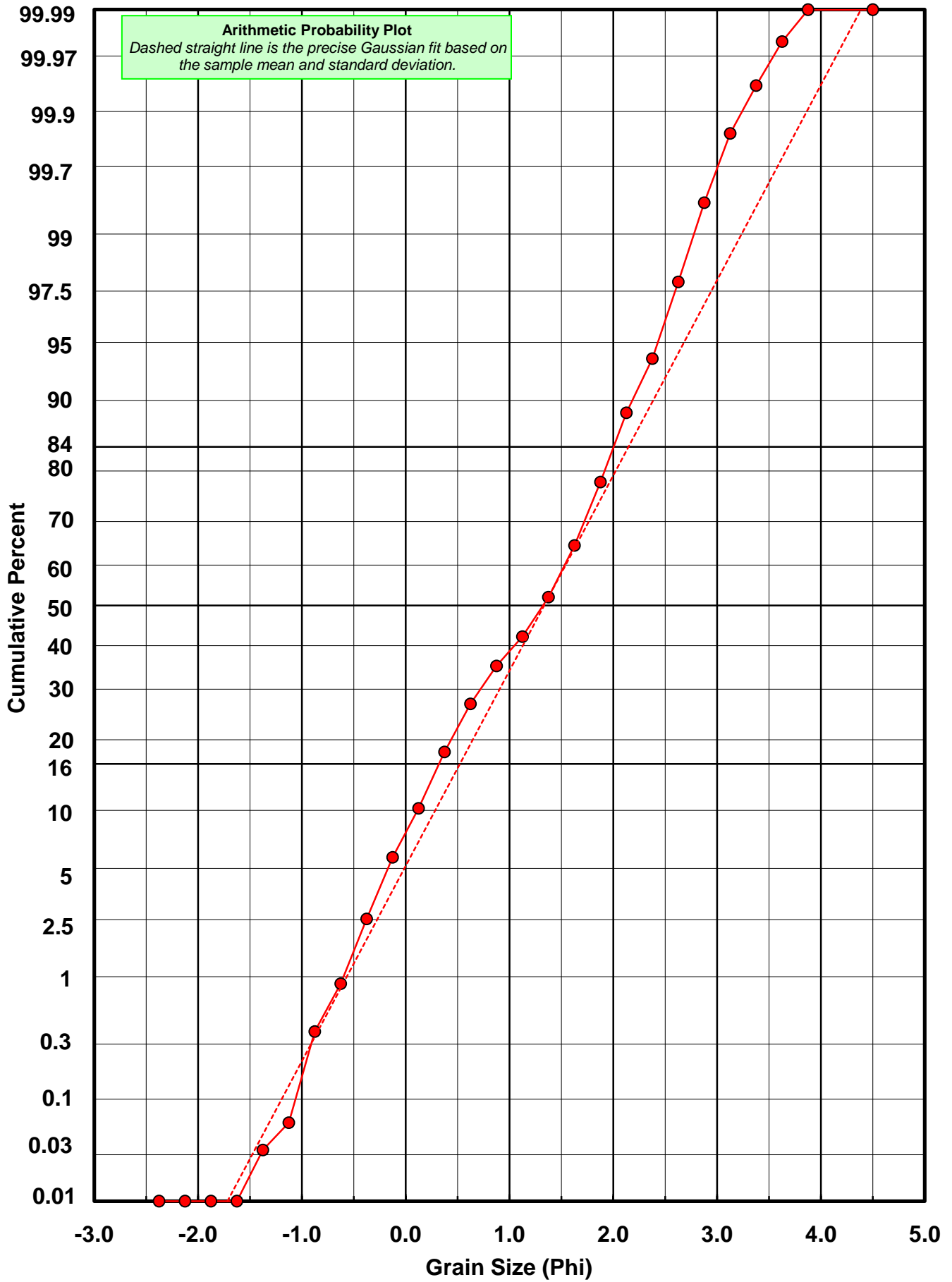
* RARD = reciprocal absolute relative dispersion (see below)

Statistical Explanation	
Calculations based on the Method of Moments	
Skewness: 3rd Stand. Moment; Exact Gaussian = 0.0	
Kurtosis: 4th Stand. Moment; Exact Gaussian = 3.0	
For Further Explanation, See Basille et al. 2002	
Millimeter data calculated by $mm = 2^{(-\phi)}$	

Reciprocal Absolute Relative Dispersion (RARD) Scale	
< 0.5	Excellent homogeneity (e.g., beaches)
0.5 to 1.0	Good homogeneity
1.0 to 1.33	Fair homogeneity
> 1.33	Poor homogeneity (e.g., glacial)



BW-17-BB



Carbonate Grain Size Distribution

Onshore Grab Sample

Sample: BW-17-BB

Total Carbonate Mass: 41.701 grams

% Carbonate: 68.0 %

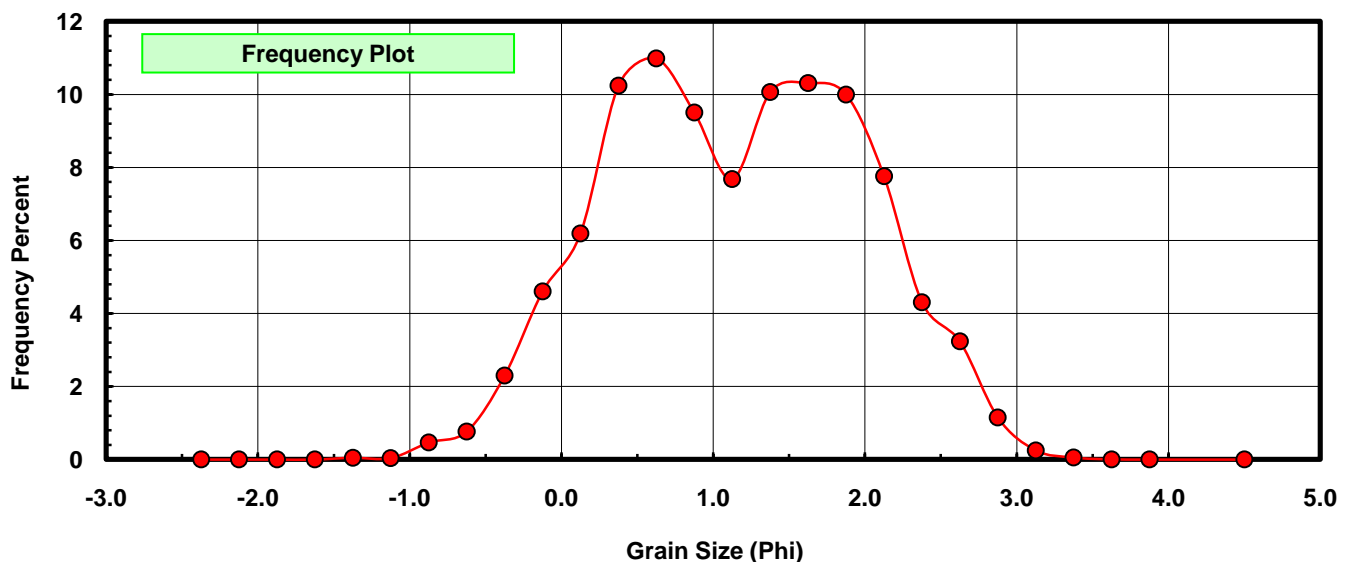
Sieve Size (phi)	Sieve Midpt (phi)	Weight (grams)	Freq Weight %	Cumulative Weight %
-2.25	-2.375	0.000	0.000	0.000
-2.00	-2.125	0.000	0.000	0.000
-1.75	-1.875	0.000	0.000	0.000
-1.50	-1.625	0.000	0.000	0.000
-1.25	-1.375	0.021	0.050	0.050
-1.00	-1.125	0.017	0.041	0.091
-0.75	-0.875	0.195	0.468	0.559
-0.50	-0.625	0.320	0.767	1.326
-0.25	-0.375	0.959	2.300	3.626
0.00	-0.125	1.921	4.607	8.232
0.25	0.125	2.583	6.194	14.427
0.50	0.375	4.271	10.242	24.668
0.75	0.625	4.582	10.988	35.656
1.00	0.875	3.965	9.508	45.164
1.25	1.125	3.203	7.681	52.845
1.50	1.375	4.198	10.067	62.912
1.75	1.625	4.299	10.309	73.221
2.00	1.875	4.170	10.000	83.221
2.25	2.125	3.237	7.762	90.983
2.50	2.375	1.797	4.309	95.293
2.75	2.625	1.350	3.237	98.530
3.00	2.875	0.482	1.156	99.686
3.25	3.125	0.105	0.252	99.938
3.50	3.375	0.023	0.055	99.993
3.75	3.625	0.003	0.007	100.000
4.00	3.875	0.000	0.000	100.000
5.00	4.500	0.000	0.000	100.000

Statistical Results			
Mean:	1.1489	phi	(0.451 mm)
Standard Dev:	0.8337	phi-units	(0.5611 mm)
Skewness:	-0.0187	dimensionless	
Kurtosis:	2.2417	dimensionless	
5th Moment:	-0.2257	dimensionless	
6th Moment:	7.4196	dimensionless	
RARD *	0.7256	dimensionless	
Median	1.0324	phi	(0.4889 mm)

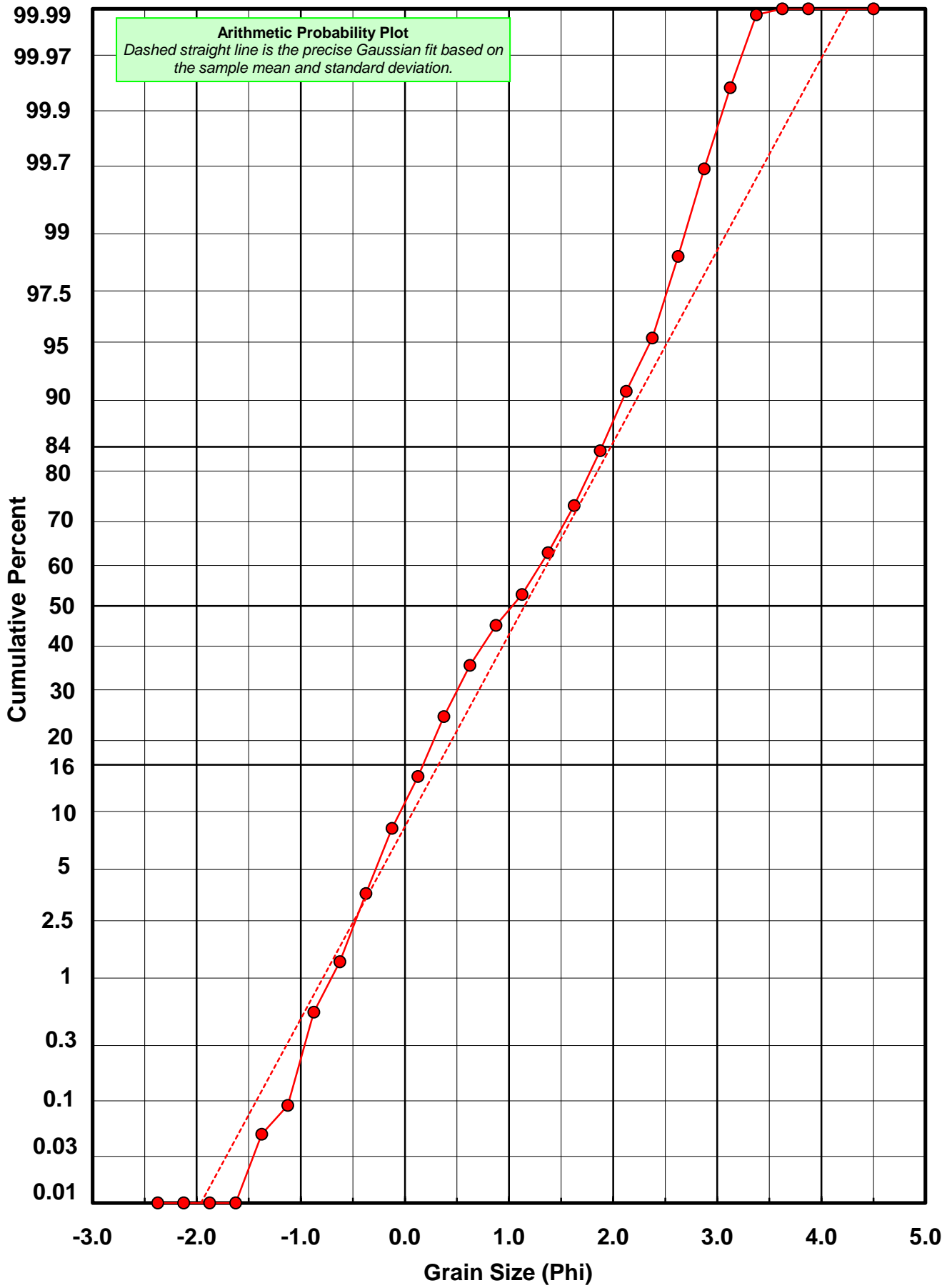
* RARD = reciprocal absolute relative dispersion (see below)

Statistical Explanation	
Calculations based on the Method of Moments	
Skewness: 3rd Stand. Moment; Exact Gaussian = 0.0	
Kurtosis: 4th Stand. Moment; Exact Gaussian = 3.0	
For Further Explanation, See Basille et al. 2002	
Millimeter data calculated by $mm = 2^{(-\phi)}$	

Reciprocal Absolute Relative Dispersion (RARD) Scale	
< 0.5	Excellent homogeneity (e.g., beaches)
0.5 to 1.0	Good homogeneity
1.0 to 1.33	Fair homogeneity
> 1.33	Poor homogeneity (e.g., glacial)



BW-17-BB



Post-Digestion Grain Size Distribution

Onshore Grab Sample

Sample: BW-17-BB

Total Digested Mass: 19.604 grams

% Silica: 32.0 %

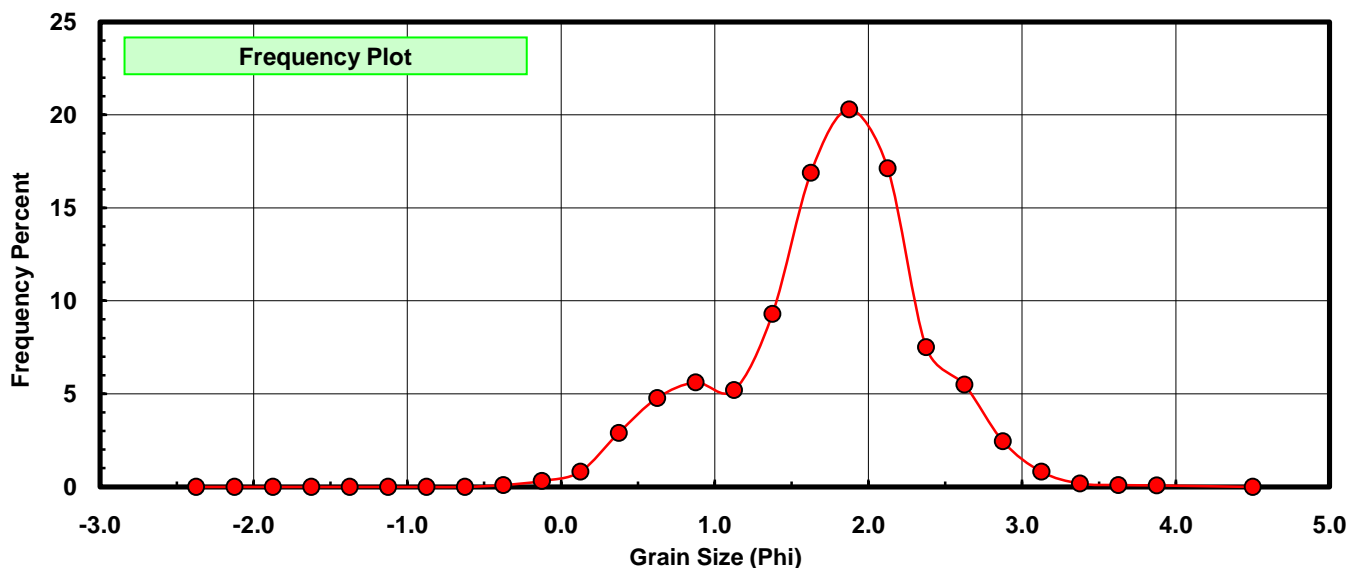
Sieve Size (phi)	Sieve Midpt (phi)	Weight (grams)	Freq Weight %	Cumulative Weight %
-2.25	-2.375	0.000	0.000	0.000
-2.00	-2.125	0.000	0.000	0.000
-1.75	-1.875	0.000	0.000	0.000
-1.50	-1.625	0.000	0.000	0.000
-1.25	-1.375	0.000	0.000	0.000
-1.00	-1.125	0.000	0.000	0.000
-0.75	-0.875	0.000	0.000	0.000
-0.50	-0.625	0.000	0.000	0.000
-0.25	-0.375	0.020	0.102	0.102
0.00	-0.125	0.063	0.321	0.423
0.25	0.125	0.161	0.821	1.245
0.50	0.375	0.570	2.908	4.152
0.75	0.625	0.937	4.780	8.932
1.00	0.875	1.101	5.616	14.548
1.25	1.125	1.019	5.198	19.746
1.50	1.375	1.823	9.299	29.045
1.75	1.625	3.310	16.884	45.929
2.00	1.875	3.979	20.297	66.226
2.25	2.125	3.359	17.134	83.361
2.50	2.375	1.472	7.509	90.869
2.75	2.625	1.078	5.499	96.368
3.00	2.875	0.480	2.448	98.817
3.25	3.125	0.160	0.816	99.633
3.50	3.375	0.036	0.184	99.816
3.75	3.625	0.020	0.102	99.918
4.00	3.875	0.016	0.082	100.000
5.00	4.500	0.000	0.000	100.000

Statistical Results			
Mean:	1.7272	phi	(0.302 mm)
Standard Dev:	0.6401	phi-units	(0.6417 mm)
Skewness:	-0.3844	dimensionless	
Kurtosis:	3.0677	dimensionless	
5th Moment:	-2.1404	dimensionless	
6th Moment:	14.7224	dimensionless	
RARD *	0.3706	dimensionless	
Median	1.6751	phi	(0.3131 mm)

* RARD = reciprocal absolute relative dispersion (see below)

Statistical Explanation	
Calculations based on the Method of Moments	
Skewness: 3rd Stand. Moment; Exact Gaussian = 0.0	
Kurtosis: 4th Stand. Moment; Exact Gaussian = 3.0	
For Further Explanation, See Basille et al. 2002	
Millimeter data calculated by $mm = 2^{-(\phi)}$	

Reciprocal Absolute Relative Dispersion (RARD) Scale	
< 0.5	Excellent homogeneity (e.g., beaches)
0.5 to 1.0	Good homogeneity
1.0 to 1.33	Fair homogeneity
> 1.33	Poor homogeneity (e.g., glacial)



BW-17-BB

