

Onshore Grab Sample

Sample: BW-14-BB
Sample Taken By: D. Phelps
Sample Collected On: 1/27/09
Splits? N/A

County: Broward
Latitude: 26° 08' 32.0"
Longitude: 80° 06' 08.0"
Datum: WGS 84
Surf. Elev: N/A
Datum: N/A

Fine Data Summary

Total Sample Weight	56.072 grams
Total Fines in Sample	0.112 grams
Total Percent Fines	0.20 %

Dry Sieving Summary

Total Sample Weight	56.021 grams
Total Digested Weight	23.437 grams
Total Carbonate Weight	32.584 grams
Total Silica %	41.84 %
Total Carbonate %	58.16 %
Carbonate/Silica Ratio	1.390

General Comments:

None

Description

Worked By: M. Ladle

Pre-Digestion Grain Size Distribution

Onshore Grab Sample

Sample: BW-14-BB

Total Sample Mass: 56.021 grams

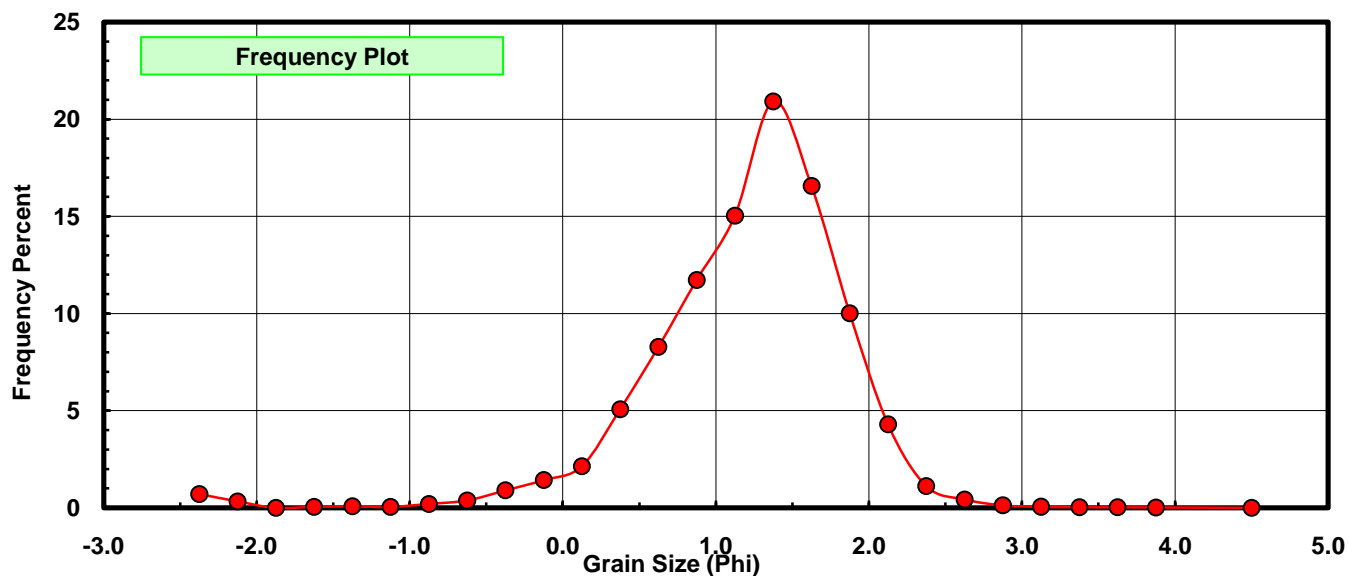
Sieve Size (phi)	Sieve Midpt (phi)	Weight (grams)	Freq Weight %	Cumulative Weight %
-2.25	-2.375	0.398	0.710	0.710
-2.00	-2.125	0.188	0.336	1.046
-1.75	-1.875	0.000	0.000	1.046
-1.50	-1.625	0.031	0.055	1.101
-1.25	-1.375	0.043	0.077	1.178
-1.00	-1.125	0.028	0.050	1.228
-0.75	-0.875	0.113	0.202	1.430
-0.50	-0.625	0.214	0.382	1.812
-0.25	-0.375	0.503	0.898	2.710
0.00	-0.125	0.800	1.428	4.138
0.25	0.125	1.200	2.142	6.280
0.50	0.375	2.843	5.075	11.355
0.75	0.625	4.639	8.281	19.635
1.00	0.875	6.571	11.730	31.365
1.25	1.125	8.424	15.037	46.402
1.50	1.375	11.719	20.919	67.321
1.75	1.625	9.277	16.560	83.881
2.00	1.875	5.605	10.005	93.886
2.25	2.125	2.405	4.293	98.179
2.50	2.375	0.627	1.119	99.298
2.75	2.625	0.243	0.434	99.732
3.00	2.875	0.072	0.129	99.861
3.25	3.125	0.032	0.057	99.918
3.50	3.375	0.019	0.034	99.952
3.75	3.625	0.015	0.027	99.979
4.00	3.875	0.012	0.021	100.000
5.00	4.50	0.000	0.000	100.000

Statistical Results			
Mean:	1.1914	phi	(0.4379 mm)
Standard Dev:	0.6859	phi-units	(0.6216 mm)
Skewness:	-1.6459	dimensionless	
Kurtosis:	9.2957	dimensionless	
5th Moment:	-38.9428	dimensionless	
6th Moment:	200.9511	dimensionless	
RARD *	0.5757	dimensionless	
Median	1.1680	phi	(0.445 mm)

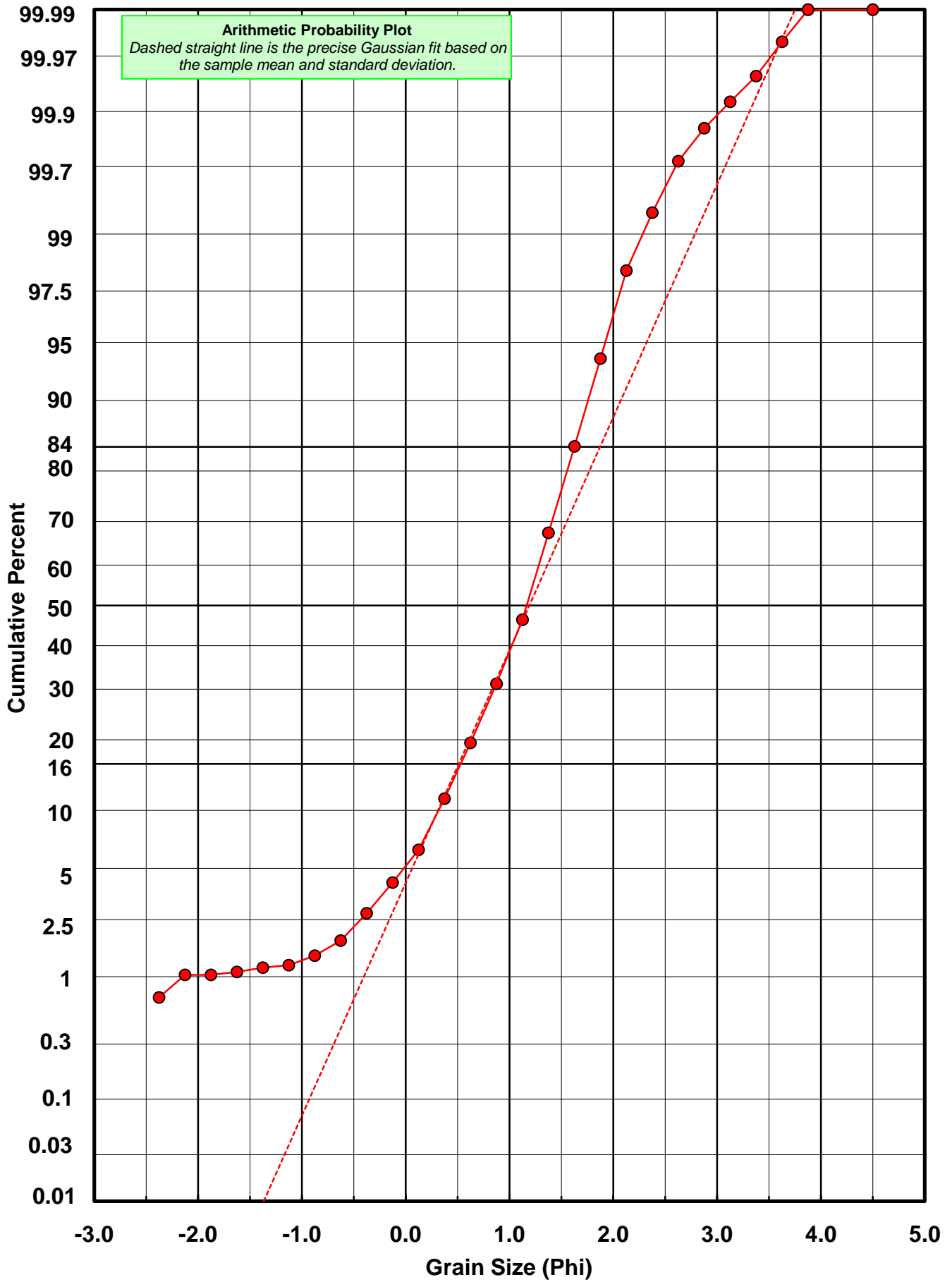
* RARD = reciprocal absolute relative dispersion (see below)

Statistical Explanation	
Calculations based on the Method of Moments	
Skewness: 3rd Stand. Moment; Exact Gaussian = 0.0	
Kurtosis: 4th Stand. Moment; Exact Gaussian = 3.0	
For Further Explanation, See Basille et al. 2002	
Millimeter data calculated by $mm = 2^{(-\phi)}$	

Reciprocal Absolute Relative Dispersion (RARD) Scale	
< 0.5	Excellent homogeneity (e.g., beaches)
0.5 to 1.0	Good homogeneity
1.0 to 1.33	Fair homogeneity
> 1.33	Poor homogeneity (e.g., glacial)



BW-14-BB



Carbonate Grain Size Distribution

Onshore Grab Sample

Sample: BW-14-BB

Total Carbonate Mass: 32.584 grams

% Carbonate: 58.2 %

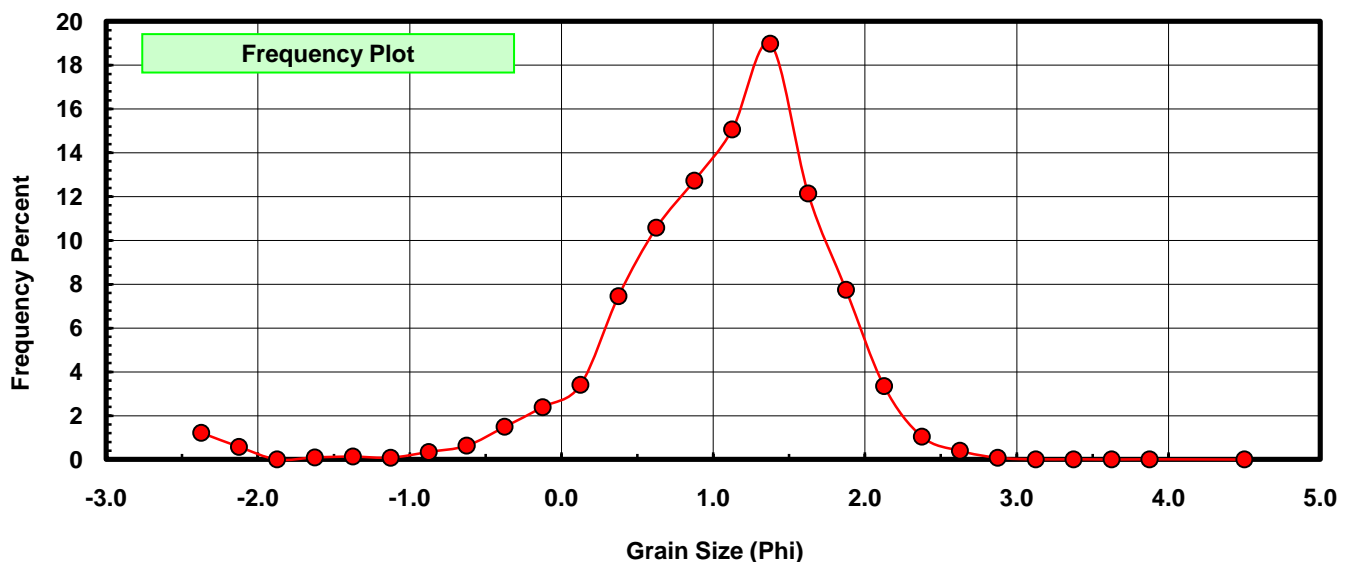
Sieve Size (phi)	Sieve Midpt (phi)	Weight (grams)	Freq Weight %	Cumulative Weight %
-2.25	-2.375	0.398	1.221	1.221
-2.00	-2.125	0.188	0.577	1.798
-1.75	-1.875	0.000	0.000	1.798
-1.50	-1.625	0.031	0.095	1.894
-1.25	-1.375	0.043	0.132	2.026
-1.00	-1.125	0.028	0.086	2.111
-0.75	-0.875	0.113	0.347	2.458
-0.50	-0.625	0.205	0.629	3.087
-0.25	-0.375	0.486	1.492	4.579
0.00	-0.125	0.780	2.394	6.973
0.25	0.125	1.111	3.410	10.382
0.50	0.375	2.430	7.458	17.840
0.75	0.625	3.448	10.582	28.422
1.00	0.875	4.150	12.736	41.158
1.25	1.125	4.908	15.063	56.221
1.50	1.375	6.185	18.982	75.203
1.75	1.625	3.957	12.144	87.347
2.00	1.875	2.524	7.746	95.093
2.25	2.125	1.094	3.357	98.450
2.50	2.375	0.340	1.043	99.494
2.75	2.625	0.129	0.396	99.890
3.00	2.875	0.026	0.080	99.969
3.25	3.125	0.003	0.009	99.979
3.50	3.375	0.004	0.012	99.991
3.75	3.625	0.000	0.000	99.991
4.00	3.875	0.003	0.009	100.000
5.00	4.500	0.000	0.000	100.000

Statistical Results			
Mean:	1.0316	phi	(0.4892 mm)
Standard Dev:	0.7768	phi-units	(0.5837 mm)
Skewness:	-1.5848	dimensionless	
Kurtosis:	7.7840	dimensionless	
5th Moment:	-28.3930	dimensionless	
6th Moment:	123.4544	dimensionless	
RARD *	0.7530	dimensionless	
Median	1.0218	phi	(0.4925 mm)

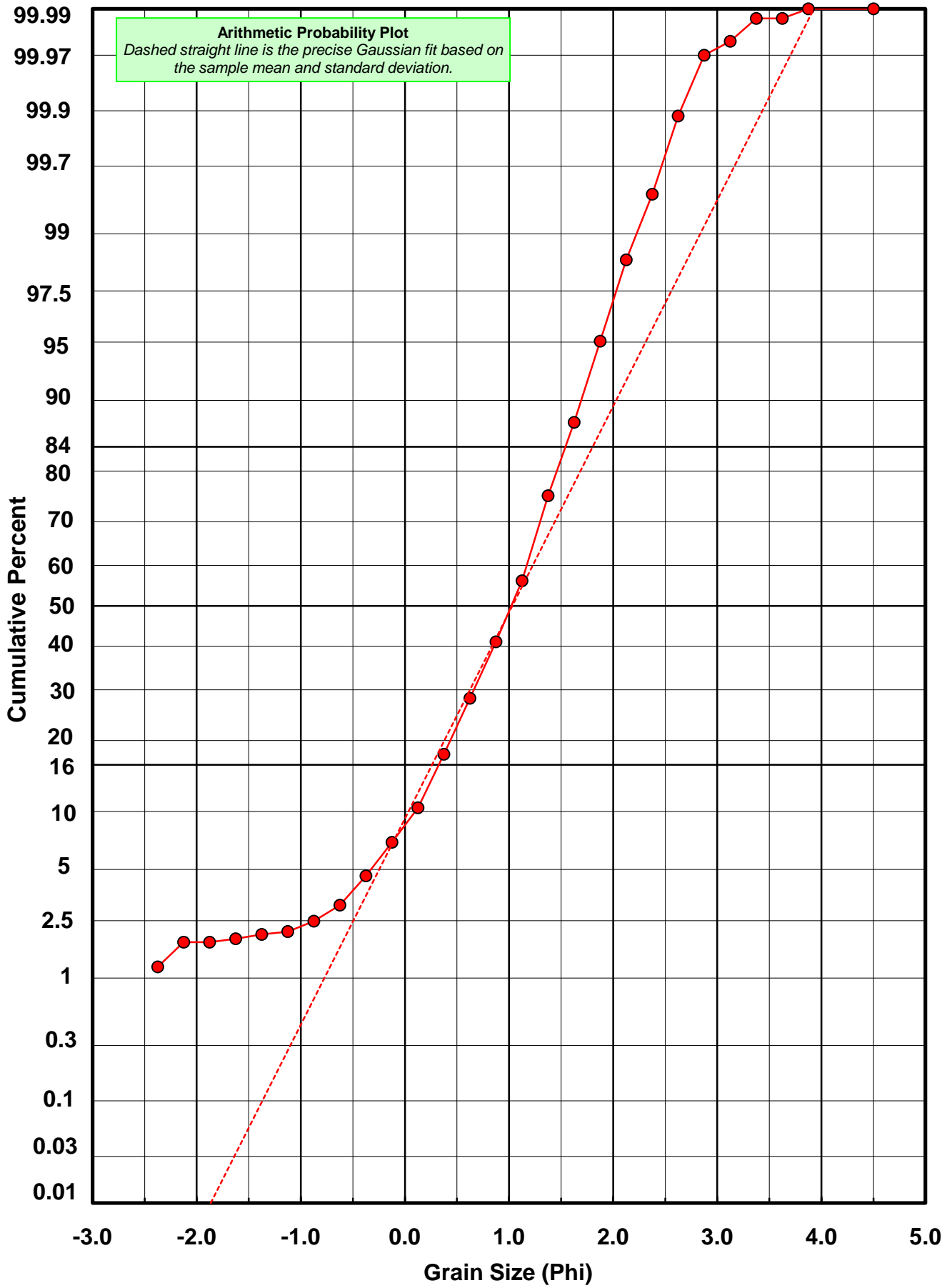
* RARD = reciprocal absolute relative dispersion (see below)

Statistical Explanation	
Calculations based on the Method of Moments	
Skewness: 3rd Stand. Moment; Exact Gaussian = 0.0	
Kurtosis: 4th Stand. Moment; Exact Gaussian = 3.0	
For Further Explanation, See Basille et al. 2002	
Millimeter data calculated by $mm = 2^{(-phi)}$	

Reciprocal Absolute Relative Dispersion (RARD) Scale	
< 0.5	Excellent homogeneity (e.g., beaches)
0.5 to 1.0	Good homogeneity
1.0 to 1.33	Fair homogeneity
> 1.33	Poor homogeneity (e.g., glacial)



BW-14-BB



Post-Digestion Grain Size Distribution

Onshore Grab Sample

Sample: BW-14-BB

Total Digested Mass: 23.437 grams

% Silica: 41.8 %

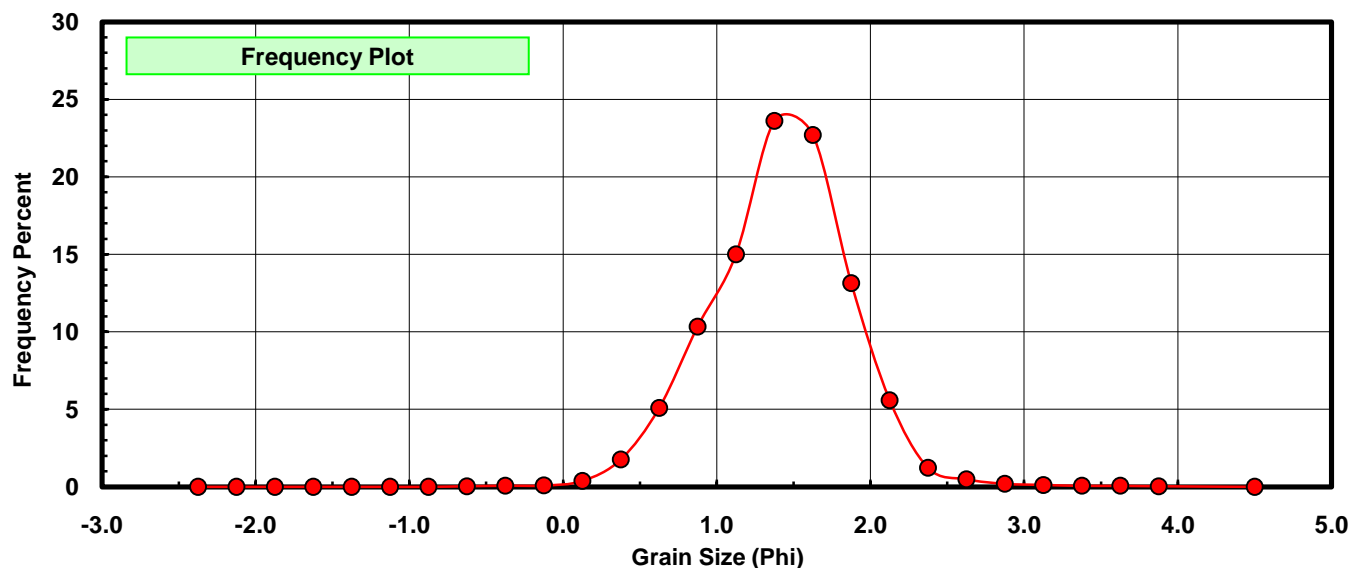
Sieve Size (phi)	Sieve Midpt (phi)	Weight (grams)	Freq Weight %	Cumulative Weight %
-2.25	-2.375	0.000	0.000	0.000
-2.00	-2.125	0.000	0.000	0.000
-1.75	-1.875	0.000	0.000	0.000
-1.50	-1.625	0.000	0.000	0.000
-1.25	-1.375	0.000	0.000	0.000
-1.00	-1.125	0.000	0.000	0.000
-0.75	-0.875	0.000	0.000	0.000
-0.50	-0.625	0.009	0.038	0.038
-0.25	-0.375	0.017	0.073	0.111
0.00	-0.125	0.020	0.085	0.196
0.25	0.125	0.089	0.380	0.576
0.50	0.375	0.413	1.762	2.338
0.75	0.625	1.191	5.082	7.420
1.00	0.875	2.421	10.330	17.750
1.25	1.125	3.516	15.002	32.752
1.50	1.375	5.534	23.612	56.364
1.75	1.625	5.320	22.699	79.063
2.00	1.875	3.081	13.146	92.209
2.25	2.125	1.311	5.594	97.803
2.50	2.375	0.287	1.225	99.027
2.75	2.625	0.114	0.486	99.514
3.00	2.875	0.046	0.196	99.710
3.25	3.125	0.029	0.124	99.834
3.50	3.375	0.015	0.064	99.898
3.75	3.625	0.015	0.064	99.962
4.00	3.875	0.009	0.038	100.000
5.00	4.500	0.000	0.000	100.000

Statistical Results			
Mean:	1.4136	phi	(0.3754 mm)
Standard Dev:	0.4642	phi-units	(0.7249 mm)
Skewness:	0.0154	dimensionless	
Kurtosis:	4.0336	dimensionless	
5th Moment:	3.1369	dimensionless	
6th Moment:	41.4884	dimensionless	
RARD *	0.3284	dimensionless	
Median	1.3076	phi	(0.404 mm)

* RARD = reciprocal absolute relative dispersion (see below)

Statistical Explanation	
Calculations based on the Method of Moments	
Skewness: 3rd Stand. Moment; Exact Gaussian = 0.0	
Kurtosis: 4th Stand. Moment; Exact Gaussian = 3.0	
For Further Explanation, See Basille et al. 2002	
Millimeter data calculated by $mm = 2^{(-\phi)}$	

Reciprocal Absolute Relative Dispersion (RARD) Scale	
< 0.5	Excellent homogeneity (e.g., beaches)
0.5 to 1.0	Good homogeneity
1.0 to 1.33	Fair homogeneity
> 1.33	Poor homogeneity (e.g., glacial)



BW-14-BB

