

Onshore Grab Sample

Sample: BW-12-BB
Sample Taken By: D. Phelps
Sample Collected On: 1/27/09
Splits? N/A

County: Broward
Latitude: 26° 10' 08.8"
Longitude: 80° 05' 51.8"
Datum: WGS 84
Surf. Elev: N/A
Datum: N/A

Fine Data Summary

Total Sample Weight	57.652 grams
Total Fines in Sample	0.129 grams
Total Percent Fines	0.22 %

Dry Sieving Summary

Total Sample Weight	57.579 grams
Total Digested Weight	30.061 grams
Total Carbonate Weight	27.518 grams
Total Silica %	52.21 %
Total Carbonate %	47.79 %
Carbonate/Silica Ratio	0.915

General Comments:

None

Description

Worked By: M. Ladle

Pre-Digestion Grain Size Distribution

Onshore Grab Sample

Sample: BW-12-BB

Total Sample Mass: 57.579 grams

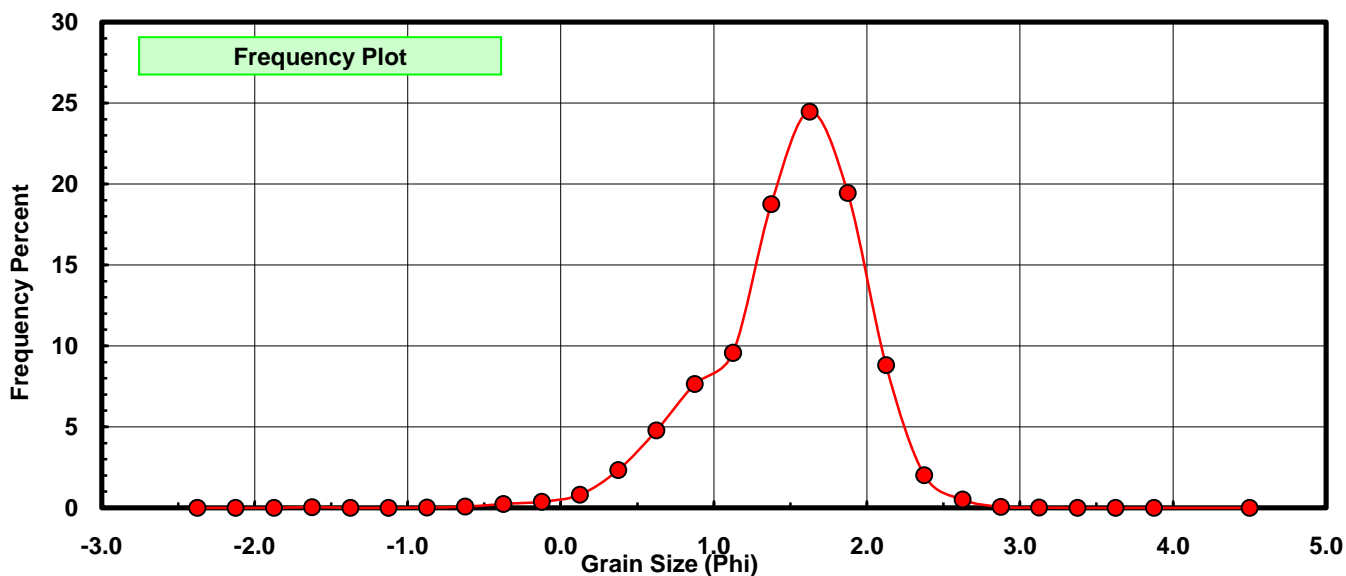
Sieve Size (phi)	Sieve Midpt (phi)	Weight (grams)	Freq Weight %	Cumulative Weight %
-2.25	-2.375	0.000	0.000	0.000
-2.00	-2.125	0.000	0.000	0.000
-1.75	-1.875	0.000	0.000	0.000
-1.50	-1.625	0.026	0.045	0.045
-1.25	-1.375	0.000	0.000	0.045
-1.00	-1.125	0.000	0.000	0.045
-0.75	-0.875	0.014	0.024	0.069
-0.50	-0.625	0.040	0.069	0.139
-0.25	-0.375	0.140	0.243	0.382
0.00	-0.125	0.219	0.380	0.762
0.25	0.125	0.465	0.808	1.570
0.50	0.375	1.344	2.334	3.904
0.75	0.625	2.750	4.776	8.680
1.00	0.875	4.401	7.643	16.324
1.25	1.125	5.513	9.575	25.898
1.50	1.375	10.803	18.762	44.660
1.75	1.625	14.091	24.472	69.133
2.00	1.875	11.198	19.448	88.581
2.25	2.125	5.070	8.805	97.386
2.50	2.375	1.164	2.022	99.408
2.75	2.625	0.293	0.509	99.917
3.00	2.875	0.037	0.064	99.981
3.25	3.125	0.011	0.019	100.000
3.50	3.375	0.000	0.000	100.000
3.75	3.625	0.000	0.000	100.000
4.00	3.875	0.000	0.000	100.000
5.00	4.50	0.000	0.000	100.000

Statistical Results			
Mean:	1.4827	phi	(0.3578 mm)
Standard Dev:	0.4984	phi-units	(0.7079 mm)
Skewness:	-0.8070	dimensionless	
Kurtosis:	4.3412	dimensionless	
5th Moment:	-11.2210	dimensionless	
6th Moment:	55.0441	dimensionless	
RARD *	0.3361	dimensionless	
Median	1.4295	phi	(0.3712 mm)

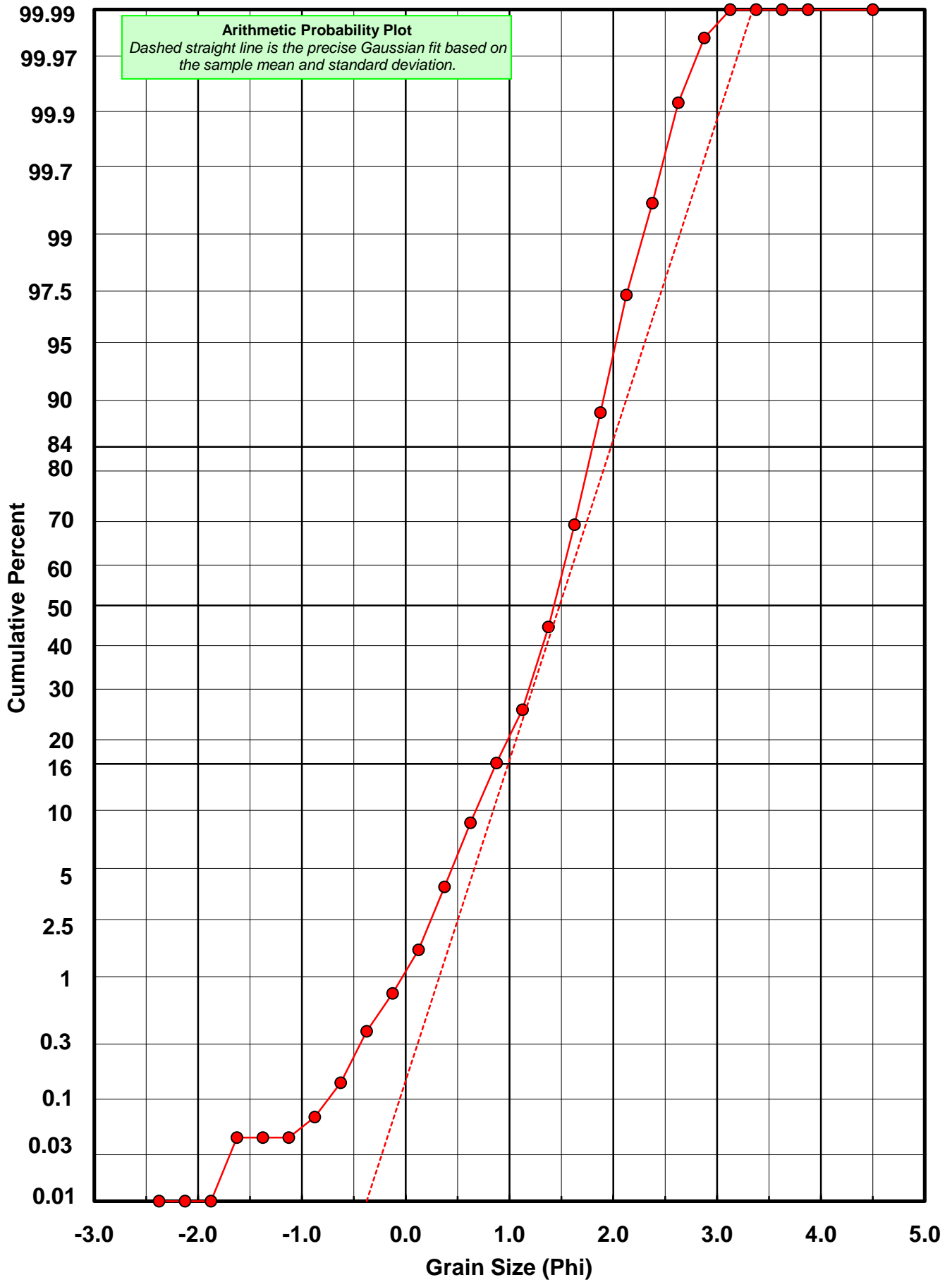
* RARD = reciprocal absolute relative dispersion (see below)

Statistical Explanation	
Calculations based on the Method of Moments	
Skewness: 3rd Stand. Moment; Exact Gaussian = 0.0	
Kurtosis: 4th Stand. Moment; Exact Gaussian = 3.0	
For Further Explanation, See Basille et al. 2002	
Millimeter data calculated by $mm = 2^{(-\phi)}$	

Reciprocal Absolute Relative Dispersion (RARD) Scale	
< 0.5	Excellent homogeneity (e.g., beaches)
0.5 to 1.0	Good homogeneity
1.0 to 1.33	Fair homogeneity
> 1.33	Poor homogeneity (e.g., glacial)



BW-12-BB



Carbonate Grain Size Distribution

Onshore Grab Sample

Sample: BW-12-BB

Total Carbonate Mass: 27.564 grams

% Carbonate: 47.8 %

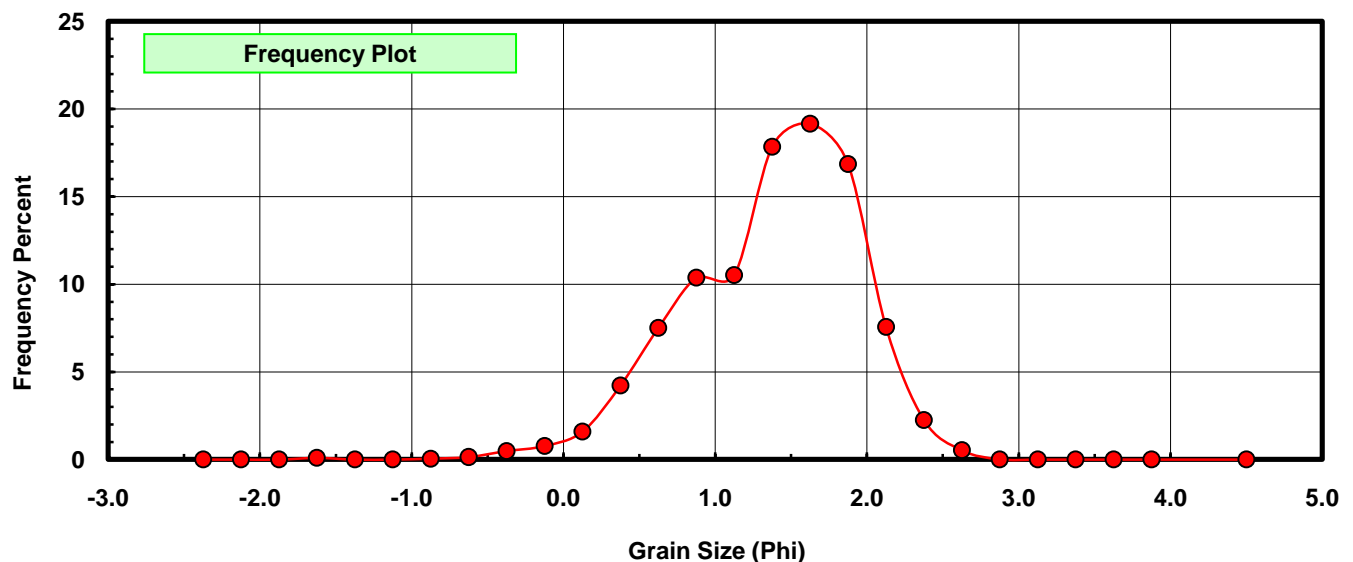
Sieve Size (phi)	Sieve Midpt (phi)	Weight (grams)	Freq Weight %	Cumulative Weight %
-2.25	-2.375	0.000	0.000	0.000
-2.00	-2.125	0.000	0.000	0.000
-1.75	-1.875	0.000	0.000	0.000
-1.50	-1.625	0.026	0.094	0.094
-1.25	-1.375	0.000	0.000	0.094
-1.00	-1.125	0.000	0.000	0.094
-0.75	-0.875	0.014	0.051	0.145
-0.50	-0.625	0.040	0.145	0.290
-0.25	-0.375	0.134	0.486	0.776
0.00	-0.125	0.213	0.773	1.549
0.25	0.125	0.440	1.596	3.145
0.50	0.375	1.163	4.219	7.365
0.75	0.625	2.070	7.510	14.874
1.00	0.875	2.859	10.372	25.247
1.25	1.125	2.901	10.525	35.771
1.50	1.375	4.920	17.849	53.621
1.75	1.625	5.281	19.159	72.780
2.00	1.875	4.647	16.859	89.639
2.25	2.125	2.084	7.561	97.199
2.50	2.375	0.623	2.260	99.459
2.75	2.625	0.146	0.530	99.989
3.00	2.875	0.003	0.011	100.000
3.25	3.125	0.000	0.000	100.000
3.50	3.375	0.000	0.000	100.000
3.75	3.625	0.000	0.000	100.000
4.00	3.875	0.000	0.000	100.000
5.00	4.500	0.000	0.000	100.000

Statistical Results			
Mean:	1.3697	phi	(0.387 mm)
Standard Dev:	0.5751	phi-units	(0.6712 mm)
Skewness:	-0.6561	dimensionless	
Kurtosis:	3.5835	dimensionless	
5th Moment:	-7.9547	dimensionless	
6th Moment:	35.4609	dimensionless	
RARD *	0.4199	dimensionless	
Median	1.3243	phi	(0.3993 mm)

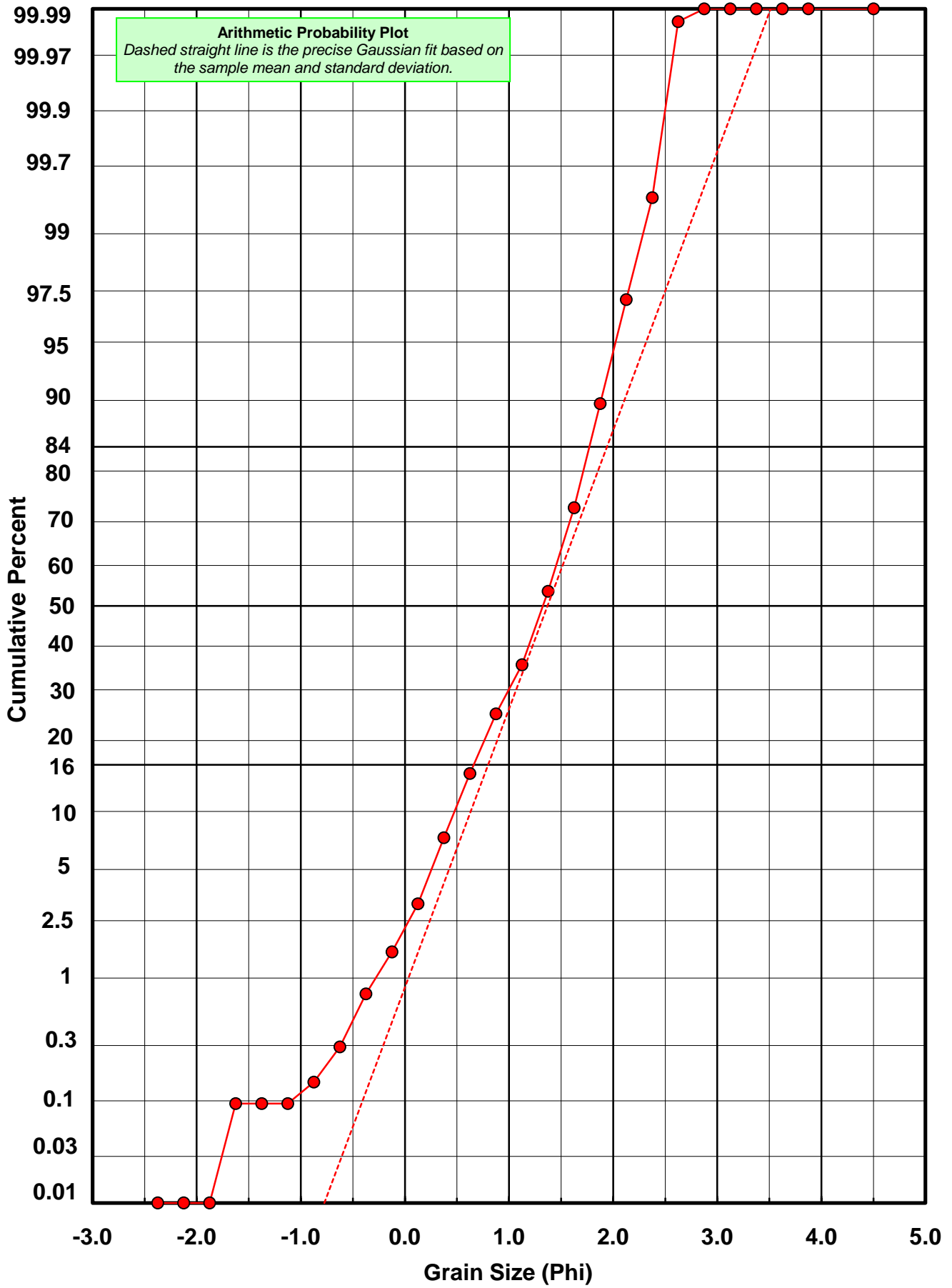
* RARD = reciprocal absolute relative dispersion (see below)

Statistical Explanation	
Calculations based on the Method of Moments	
Skewness: 3rd Stand. Moment; Exact Gaussian = 0.0	
Kurtosis: 4th Stand. Moment; Exact Gaussian = 3.0	
For Further Explanation, See Basille et al. 2002	
Millimeter data calculated by $mm = 2^{(-\phi)}$	

Reciprocal Absolute Relative Dispersion (RARD) Scale	
< 0.5	Excellent homogeneity (e.g., beaches)
0.5 to 1.0	Good homogeneity
1.0 to 1.33	Fair homogeneity
> 1.33	Poor homogeneity (e.g., glacial)



BW-12-BB



Post-Digestion Grain Size Distribution

Onshore Grab Sample

Sample: BW-12-BB

Total Digested Mass: 30.061 grams

% Silica: 52.2 %

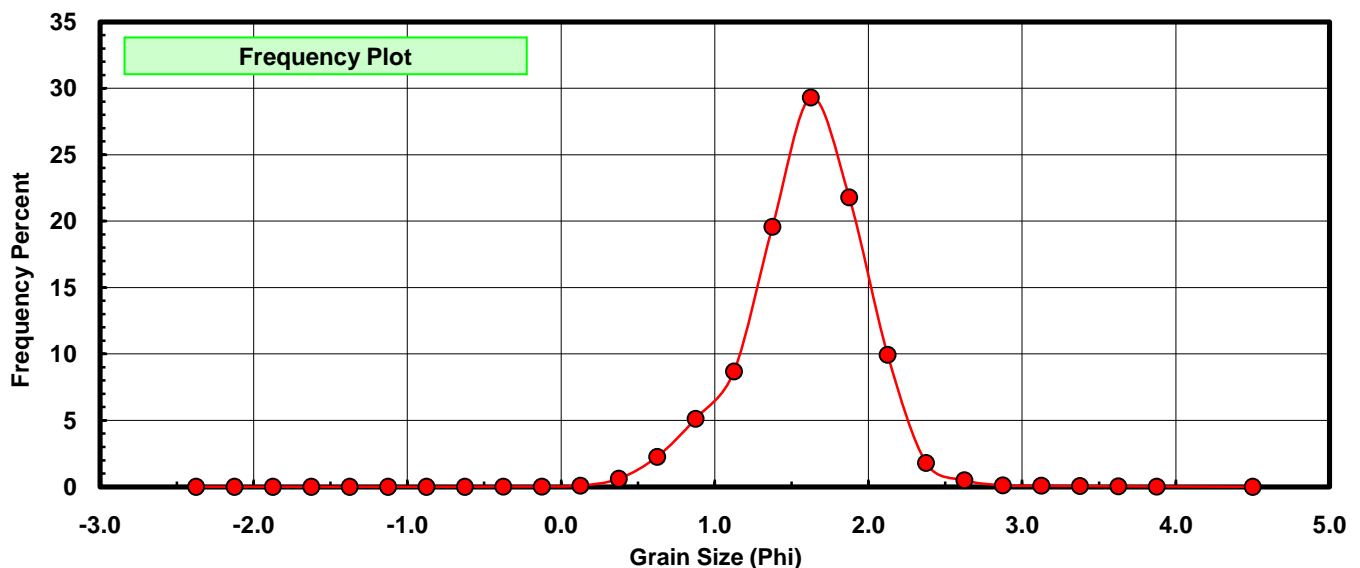
Sieve Size (phi)	Sieve Midpt (phi)	Weight (grams)	Freq Weight %	Cumulative Weight %
-2.25	-2.375	0.000	0.000	0.000
-2.00	-2.125	0.000	0.000	0.000
-1.75	-1.875	0.000	0.000	0.000
-1.50	-1.625	0.000	0.000	0.000
-1.25	-1.375	0.000	0.000	0.000
-1.00	-1.125	0.000	0.000	0.000
-0.75	-0.875	0.000	0.000	0.000
-0.50	-0.625	0.000	0.000	0.000
-0.25	-0.375	0.006	0.020	0.020
0.00	-0.125	0.006	0.020	0.040
0.25	0.125	0.025	0.083	0.123
0.50	0.375	0.181	0.602	0.725
0.75	0.625	0.680	2.262	2.987
1.00	0.875	1.542	5.130	8.117
1.25	1.125	2.612	8.689	16.806
1.50	1.375	5.883	19.570	36.376
1.75	1.625	8.810	29.307	65.683
2.00	1.875	6.551	21.792	87.475
2.25	2.125	2.986	9.933	97.409
2.50	2.375	0.541	1.800	99.208
2.75	2.625	0.147	0.489	99.697
3.00	2.875	0.034	0.113	99.810
3.25	3.125	0.024	0.080	99.890
3.50	3.375	0.015	0.050	99.940
3.75	3.625	0.011	0.037	99.977
4.00	3.875	0.007	0.023	100.000
5.00	4.500	0.000	0.000	100.000

Statistical Results			
Mean:	1.5893	phi	(0.3323 mm)
Standard Dev:	0.4043	phi-units	(0.7556 mm)
Skewness:	-0.2656	dimensionless	
Kurtosis:	4.1156	dimensionless	
5th Moment:	0.2433	dimensionless	
6th Moment:	41.1158	dimensionless	
RARD *	0.2544	dimensionless	
Median	1.4912	phi	(0.3557 mm)

* RARD = reciprocal absolute relative dispersion (see below)

Statistical Explanation	
Calculations based on the Method of Moments	
Skewness: 3rd Stand. Moment; Exact Gaussian = 0.0	
Kurtosis: 4th Stand. Moment; Exact Gaussian = 3.0	
For Further Explanation, See Basille et al. 2002	
Millimeter data calculated by $mm = 2^{(-phi)}$	

Reciprocal Absolute Relative Dispersion (RARD) Scale	
< 0.5	Excellent homogeneity (e.g., beaches)
0.5 to 1.0	Good homogeneity
1.0 to 1.33	Fair homogeneity
> 1.33	Poor homogeneity (e.g., glacial)



BW-12-BB

