

## **Onshore Grab Sample**

**Sample:** BW-07-BB  
**Sample Taken By:** D. Phelps  
**Sample Collected On:** 1/27/09  
**Splits?** N/A

**County:** Broward  
**Latitude:** 26° 14' 14.5"  
**Longitude:** 80° 05' 17.4"  
**Datum:** WGS 84  
**Surf. Elev:** N/A  
**Datum:** N/A

### **Fine Data Summary**

Total Sample Weight	59.795 grams
Total Fines in Sample	0.567 grams
Total Percent Fines	0.94 %

### **Dry Sieving Summary**

Total Sample Weight	59.359 grams
Total Digested Weight	17.341 grams
Total Carbonate Weight	42.018 grams
Total Silica %	29.21 %
Total Carbonate %	70.79 %
Carbonate/Silica Ratio	2.423

### **General Comments:**

None

### **Description**

Worked By: M. Ladle

# Pre-Digestion Grain Size Distribution

Onshore Grab Sample

Sample: BW-07-BB

Total Sample Mass: 59.359 grams

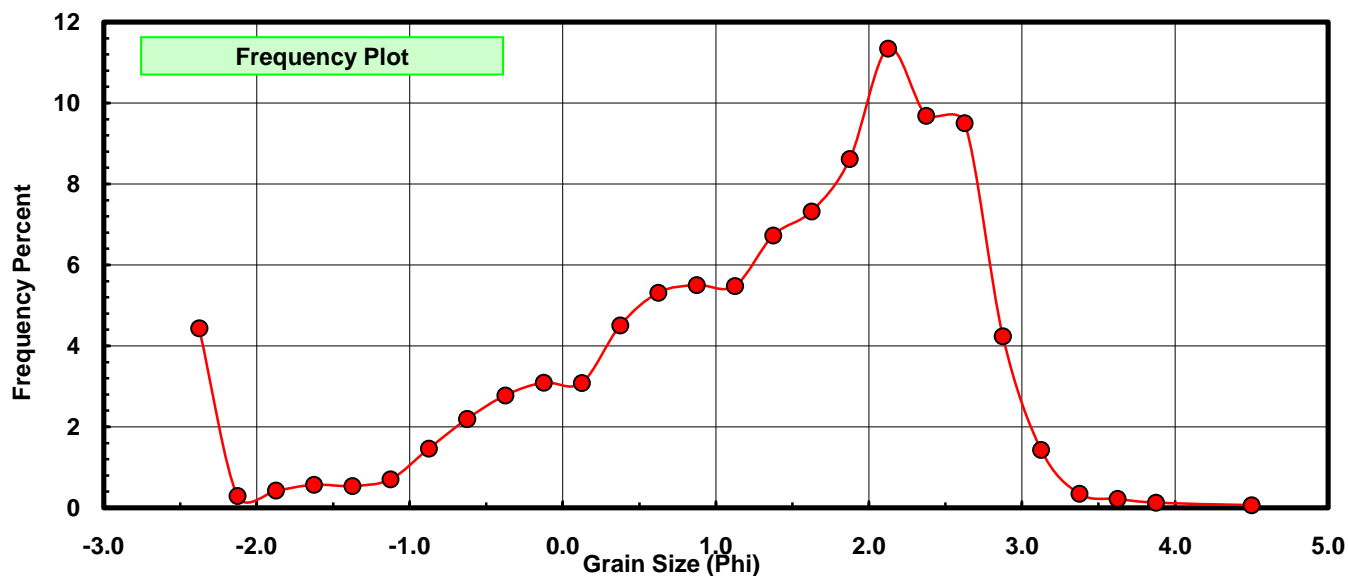
Sieve Size (phi)	Sieve Midpt (phi)	Weight (grams)	Freq Weight %	Cumulative Weight %
-2.25	-2.375	2.631	4.432	4.432
-2.00	-2.125	0.175	0.295	4.727
-1.75	-1.875	0.251	0.423	5.150
-1.50	-1.625	0.338	0.569	5.719
-1.25	-1.375	0.319	0.537	6.257
-1.00	-1.125	0.417	0.703	6.959
-0.75	-0.875	0.868	1.462	8.422
-0.50	-0.625	1.302	2.193	10.615
-0.25	-0.375	1.649	2.778	13.393
0.00	-0.125	1.836	3.093	16.486
0.25	0.125	1.832	3.086	19.572
0.50	0.375	2.674	4.505	24.077
0.75	0.625	3.155	5.315	29.392
1.00	0.875	3.267	5.504	34.896
1.25	1.125	3.253	5.480	40.376
1.50	1.375	3.995	6.730	47.107
1.75	1.625	4.347	7.323	54.430
2.00	1.875	5.113	8.614	63.044
2.25	2.125	6.735	11.346	74.390
2.50	2.375	5.748	9.683	84.073
2.75	2.625	5.641	9.503	93.576
3.00	2.875	2.516	4.239	97.815
3.25	3.125	0.850	1.432	99.247
3.50	3.375	0.205	0.345	99.592
3.75	3.625	0.129	0.217	99.810
4.00	3.875	0.074	0.125	99.934
5.00	4.50	0.039	0.066	100.000

Statistical Results			
Mean:	1.2665	phi	(0.4157 mm)
Standard Dev:	1.3525	phi-units	(0.3916 mm)
Skewness:	-1.0173	dimensionless	
Kurtosis:	3.5708	dimensionless	
5th Moment:	-7.4267	dimensionless	
6th Moment:	20.8764	dimensionless	
RARD *	1.0679	dimensionless	
Median	1.4738	phi	(0.36 mm)

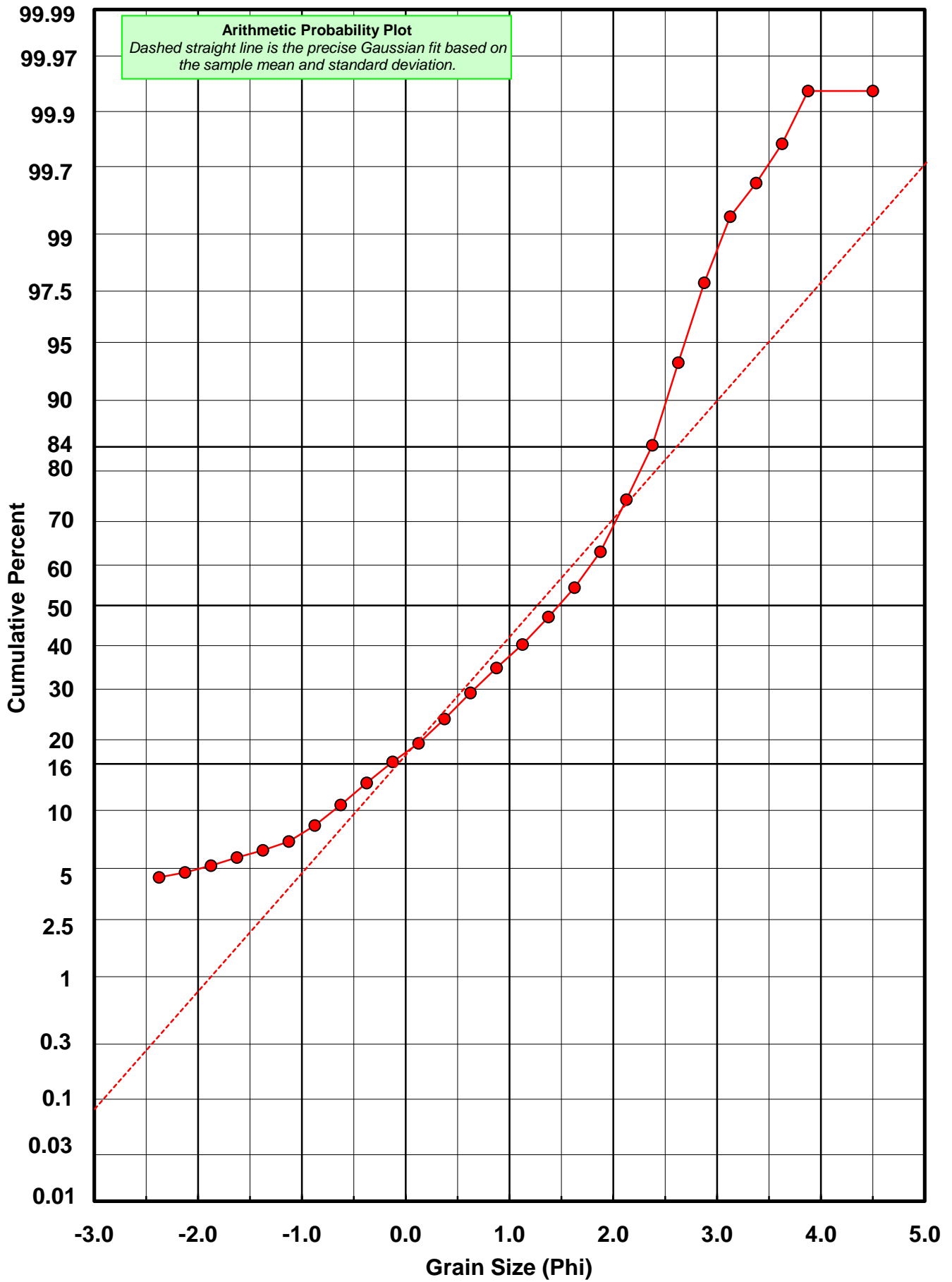
\* RARD = reciprocal absolute relative dispersion (see below)

Statistical Explanation
Calculations based on the Method of Moments
Skewness: 3rd Stand. Moment; Exact Gaussian = 0.0
Kurtosis: 4th Stand. Moment; Exact Gaussian = 3.0
For Further Explanation, See Basille et al. 2002
Millimeter data calculated by $mm = 2^{(-\phi)}$

Reciprocal Absolute Relative Dispersion (RARD) Scale	
< 0.5	Excellent homogeneity (e.g., beaches)
0.5 to 1.0	Good homogeneity
1.0 to 1.33	Fair homogeneity
> 1.33	Poor homogeneity (e.g., glacial)



# BW-07-BB



# Carbonate Grain Size Distribution

Onshore Grab Sample

Sample: BW-07-BB

Total Carbonate Mass: 42.018 grams

% Carbonate: 70.8 %

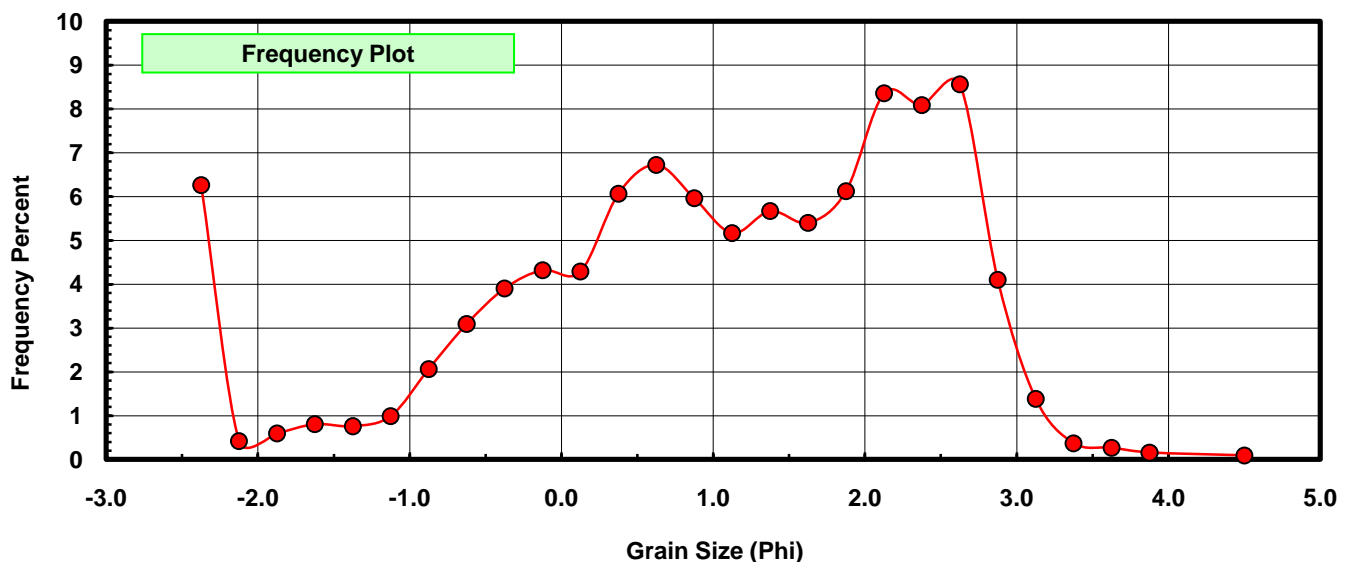
Sieve Size (phi)	Sieve Midpt (phi)	Weight (grams)	Freq Weight %	Cumulative Weight %
-2.25	-2.375	2.631	6.262	6.262
-2.00	-2.125	0.175	0.416	6.678
-1.75	-1.875	0.251	0.597	7.275
-1.50	-1.625	0.338	0.804	8.080
-1.25	-1.375	0.319	0.759	8.839
-1.00	-1.125	0.417	0.992	9.832
-0.75	-0.875	0.868	2.066	11.897
-0.50	-0.625	1.299	3.092	14.989
-0.25	-0.375	1.640	3.903	18.892
0.00	-0.125	1.816	4.322	23.214
0.25	0.125	1.802	4.289	27.502
0.50	0.375	2.549	6.066	33.569
0.75	0.625	2.826	6.726	40.295
1.00	0.875	2.505	5.962	46.256
1.25	1.125	2.170	5.164	51.421
1.50	1.375	2.383	5.671	57.092
1.75	1.625	2.269	5.400	62.492
2.00	1.875	2.573	6.124	68.616
2.25	2.125	3.511	8.356	76.972
2.50	2.375	3.398	8.087	85.059
2.75	2.625	3.598	8.563	93.622
3.00	2.875	1.723	4.101	97.722
3.25	3.125	0.582	1.385	99.108
3.50	3.375	0.156	0.371	99.479
3.75	3.625	0.113	0.269	99.748
4.00	3.875	0.067	0.159	99.907
5.00	4.500	0.039	0.093	100.000

Statistical Results			
Mean:	0.9883	phi	(0.5041 mm)
Standard Dev:	1.4765	phi-units	(0.3594 mm)
Skewness:	-0.6651	dimensionless	
Kurtosis:	2.7417	dimensionless	
5th Moment:	-4.0435	dimensionless	
6th Moment:	11.2818	dimensionless	
RARD *	1.4940	dimensionless	
Median	1.0562	phi	(0.4809 mm)

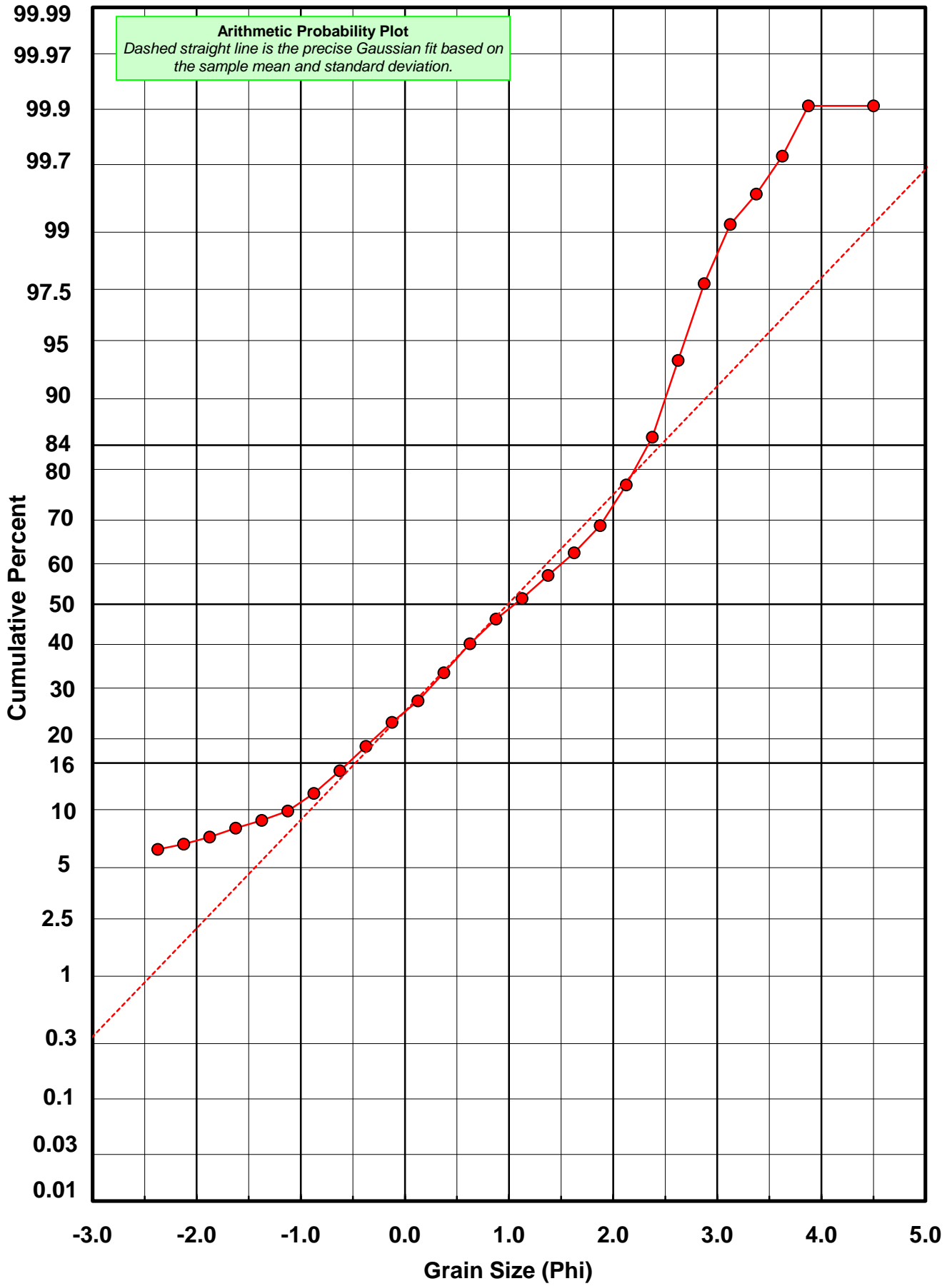
\* RARD = reciprocal absolute relative dispersion (see below)

Statistical Explanation	
Calculations based on the Method of Moments	
Skewness: 3rd Stand. Moment; Exact Gaussian = 0.0	
Kurtosis: 4th Stand. Moment; Exact Gaussian = 3.0	
For Further Explanation, See Basille et al. 2002	
Millimeter data calculated by $mm = 2^{(-\phi)}$	

Reciprocal Absolute Relative Dispersion (RARD) Scale	
< 0.5	Excellent homogeneity (e.g., beaches)
0.5 to 1.0	Good homogeneity
1.0 to 1.33	Fair homogeneity
> 1.33	Poor homogeneity (e.g., glacial)



# BW-07-BB



# Post-Digestion Grain Size Distribution

Onshore Grab Sample

Sample: BW-07-BB

Total Digested Mass: 17.341 grams

% Silica: 29.2 %

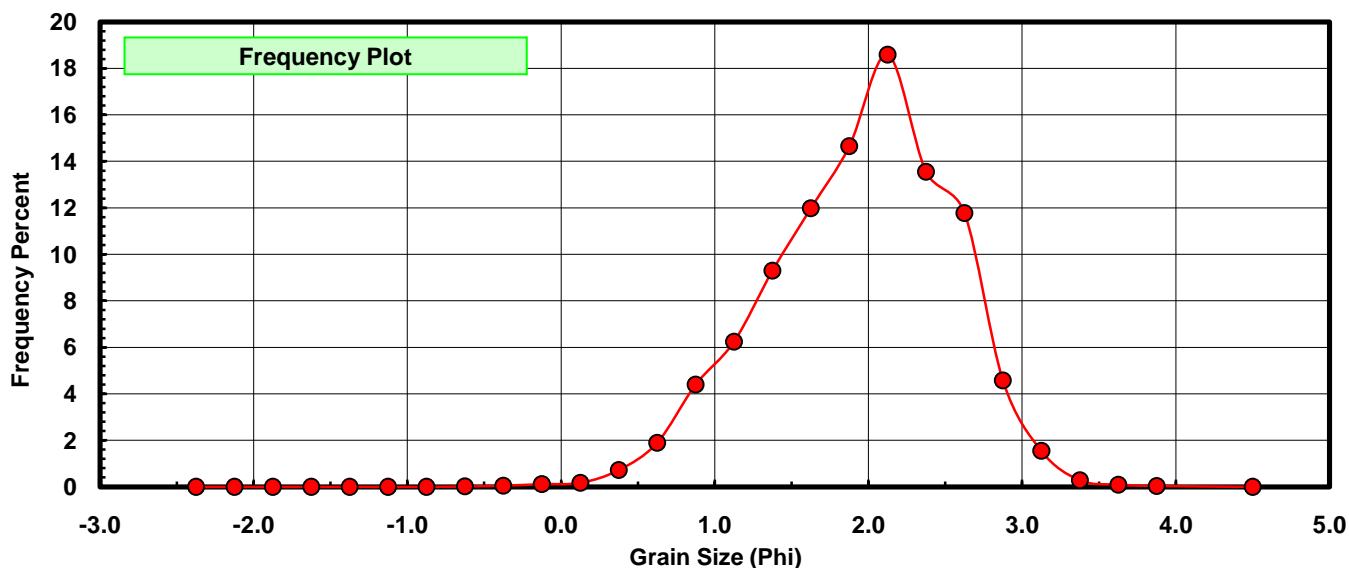
Sieve Size (phi)	Sieve Midpt (phi)	Weight (grams)	Freq Weight %	Cumulative Weight %
-2.25	-2.375	0.000	0.000	0.000
-2.00	-2.125	0.000	0.000	0.000
-1.75	-1.875	0.000	0.000	0.000
-1.50	-1.625	0.000	0.000	0.000
-1.25	-1.375	0.000	0.000	0.000
-1.00	-1.125	0.000	0.000	0.000
-0.75	-0.875	0.000	0.000	0.000
-0.50	-0.625	0.003	0.017	0.017
-0.25	-0.375	0.009	0.052	0.069
0.00	-0.125	0.020	0.115	0.185
0.25	0.125	0.030	0.173	0.358
0.50	0.375	0.125	0.721	1.078
0.75	0.625	0.329	1.897	2.976
1.00	0.875	0.762	4.394	7.370
1.25	1.125	1.083	6.245	13.615
1.50	1.375	1.612	9.296	22.911
1.75	1.625	2.078	11.983	34.894
2.00	1.875	2.540	14.647	49.542
2.25	2.125	3.224	18.592	68.133
2.50	2.375	2.350	13.552	81.685
2.75	2.625	2.043	11.781	93.466
3.00	2.875	0.793	4.573	98.039
3.25	3.125	0.268	1.545	99.585
3.50	3.375	0.049	0.283	99.867
3.75	3.625	0.016	0.092	99.960
4.00	3.875	0.007	0.040	100.000
5.00	4.500	0.000	0.000	100.000

Statistical Results			
Mean:	1.9406	phi	(0.2605 mm)
Standard Dev:	0.6159	phi-units	(0.6525 mm)
Skewness:	-0.3623	dimensionless	
Kurtosis:	2.7924	dimensionless	
5th Moment:	-2.7973	dimensionless	
6th Moment:	14.0857	dimensionless	
RARD *	0.3174	dimensionless	
Median	1.8812	phi	(0.2715 mm)

\* RARD = reciprocal absolute relative dispersion (see below)

Statistical Explanation	
Calculations based on the Method of Moments	
Skewness: 3rd Stand. Moment; Exact Gaussian = 0.0	
Kurtosis: 4th Stand. Moment; Exact Gaussian = 3.0	
For Further Explanation, See Basille et al. 2002	
Millimeter data calculated by $mm = 2^{(-\phi)}$	

Reciprocal Absolute Relative Dispersion (RARD) Scale	
< 0.5	Excellent homogeneity (e.g., beaches)
0.5 to 1.0	Good homogeneity
1.0 to 1.33	Fair homogeneity
> 1.33	Poor homogeneity (e.g., glacial)



# BW-07-BB

