

Onshore Grab Sample

Sample: BW-02
Sample Taken By: D. Phelps
Sample Collected On: 1/27/09
Splits? N/A

County: Broward
Latitude: 26° 18' 10.5"
Longitude: 80° 04' 36.1"
Datum: WGS 84
Surf. Elev: N/A
Datum: N/A

Fine Data Summary

Total Sample Weight	67.065 grams
Total Fines in Sample	0.535 grams
Total Percent Fines	0.79 %

Dry Sieving Summary

Total Sample Weight	64.865 grams
Total Digested Weight	32.874 grams
Total Carbonate Weight	31.991 grams
Total Silica %	50.68 %
Total Carbonate %	49.32 %
Carbonate/Silica Ratio	0.973

General Comments:

None

Description

Worked By: M. Ladle

Pre-Digestion Grain Size Distribution

Onshore Grab Sample

Sample: BW-02

Total Sample Mass: 64.865 grams

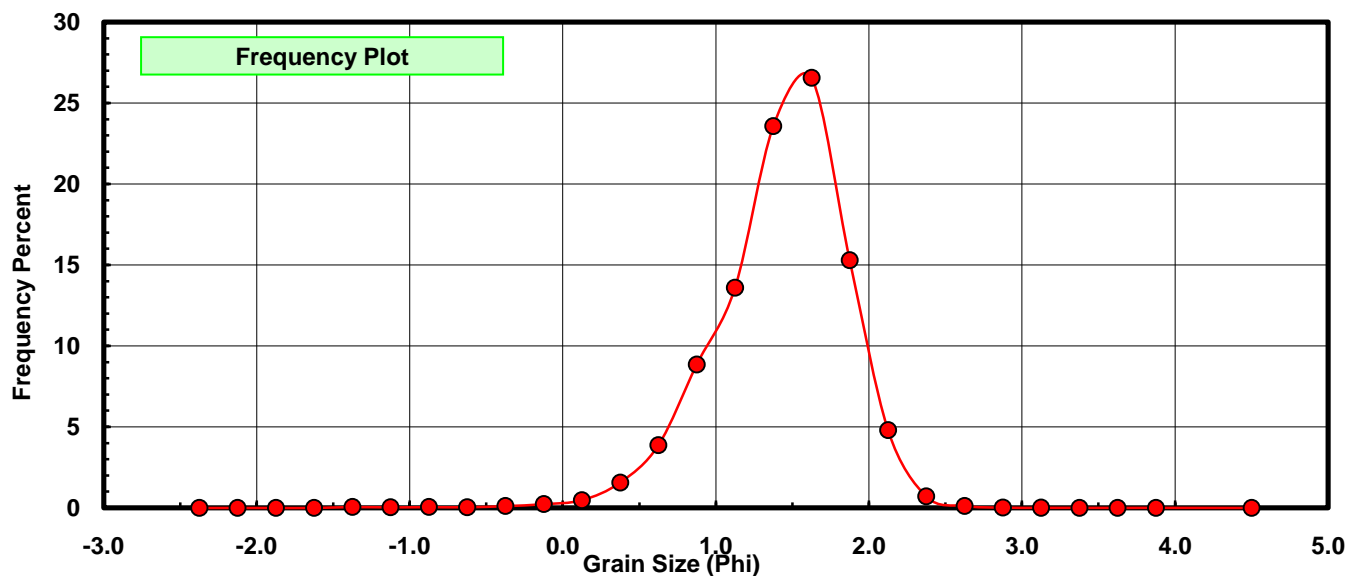
Sieve Size (phi)	Sieve Midpt (phi)	Weight (grams)	Freq Weight %	Cumulative Weight %
-2.25	-2.375	0.000	0.000	0.000
-2.00	-2.125	0.000	0.000	0.000
-1.75	-1.875	0.000	0.000	0.000
-1.50	-1.625	0.000	0.000	0.000
-1.25	-1.375	0.036	0.055	0.055
-1.00	-1.125	0.023	0.035	0.091
-0.75	-0.875	0.032	0.049	0.140
-0.50	-0.625	0.028	0.043	0.183
-0.25	-0.375	0.074	0.114	0.298
0.00	-0.125	0.151	0.233	0.530
0.25	0.125	0.311	0.479	1.010
0.50	0.375	1.017	1.568	2.578
0.75	0.625	2.515	3.877	6.455
1.00	0.875	5.745	8.857	15.312
1.25	1.125	8.815	13.590	28.902
1.50	1.375	15.287	23.567	52.469
1.75	1.625	17.224	26.554	79.023
2.00	1.875	9.921	15.295	94.317
2.25	2.125	3.114	4.801	99.118
2.50	2.375	0.460	0.709	99.827
2.75	2.625	0.081	0.125	99.952
3.00	2.875	0.013	0.020	99.972
3.25	3.125	0.006	0.009	99.982
3.50	3.375	0.005	0.008	99.989
3.75	3.625	0.002	0.003	99.992
4.00	3.875	0.005	0.008	100.000
5.00	4.50	0.000	0.000	100.000

Statistical Results			
Mean:	1.4245	phi	(0.3725 mm)
Standard Dev:	0.4336	phi-units	(0.7404 mm)
Skewness:	-0.8216	dimensionless	
Kurtosis:	5.3603	dimensionless	
5th Moment:	-16.2807	dimensionless	
6th Moment:	98.0849	dimensionless	
RARD *	0.3044	dimensionless	
Median	1.3488	phi	(0.3926 mm)

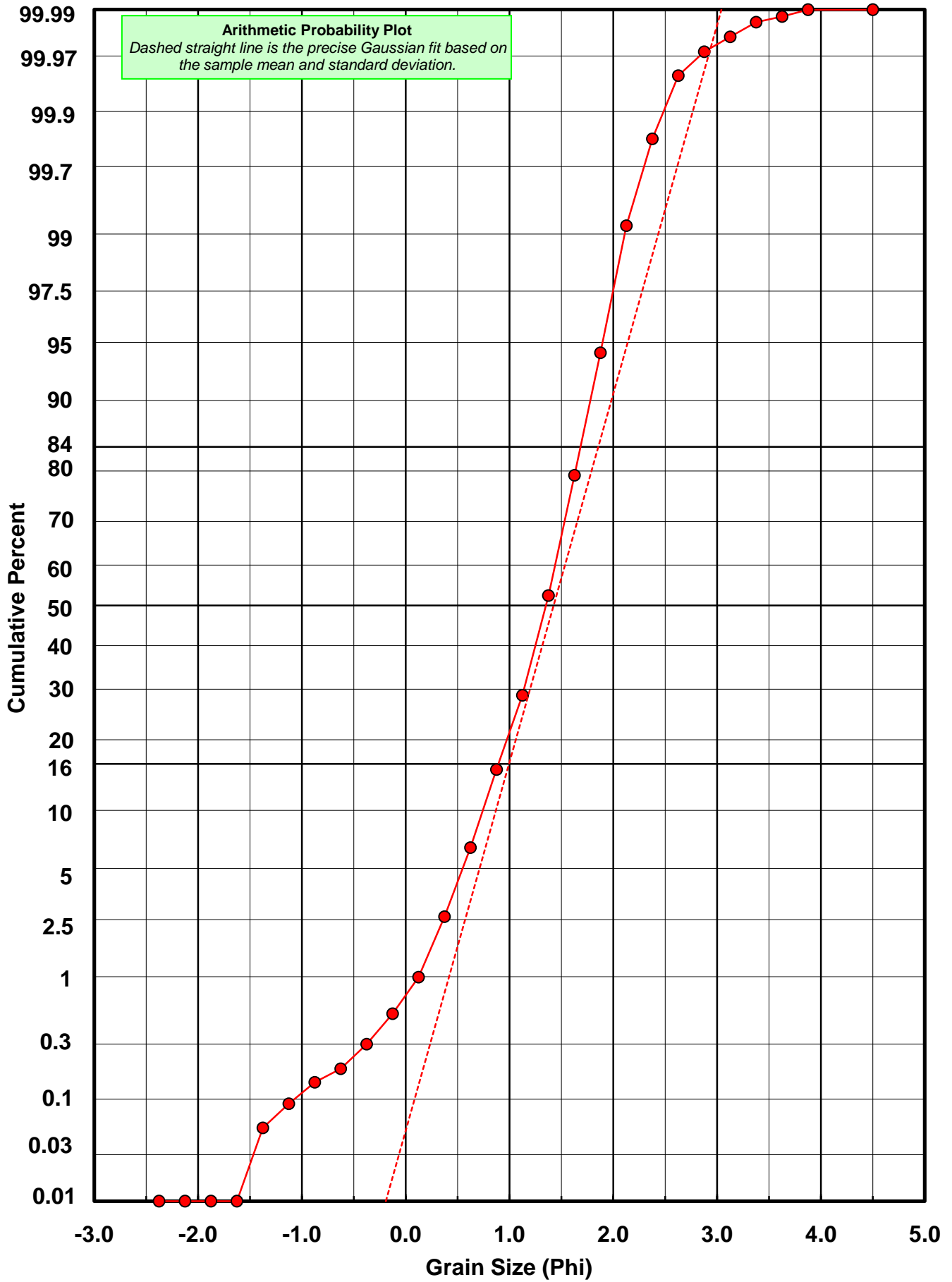
* RARD = reciprocal absolute relative dispersion (see below)

Statistical Explanation	
Calculations based on the Method of Moments	
Skewness: 3rd Stand. Moment; Exact Gaussian = 0.0	
Kurtosis: 4th Stand. Moment; Exact Gaussian = 3.0	
For Further Explanation, See Basille et al. 2002	
Millimeter data calculated by $mm = 2^{(-\phi)}$	

Reciprocal Absolute Relative Dispersion (RARD) Scale	
< 0.5	Excellent homogeneity (e.g., beaches)
0.5 to 1.0	Good homogeneity
1.0 to 1.33	Fair homogeneity
> 1.33	Poor homogeneity (e.g., glacial)



BW-02



Carbonate Grain Size Distribution

Onshore Grab Sample

Sample: BW-02

Total Carbonate Mass: 32.022 grams

% Carbonate: 49.3 %

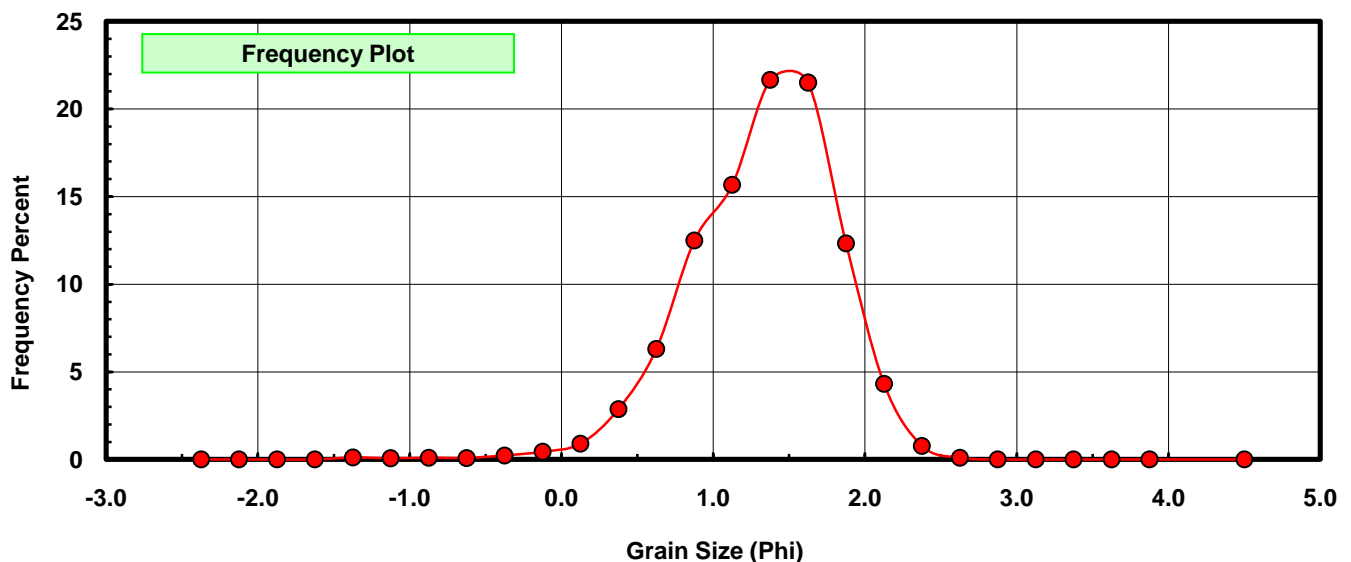
Sieve Size (phi)	Sieve Midpt (phi)	Weight (grams)	Freq Weight %	Cumulative Weight %
-2.25	-2.375	0.000	0.000	0.000
-2.00	-2.125	0.000	0.000	0.000
-1.75	-1.875	0.000	0.000	0.000
-1.50	-1.625	0.000	0.000	0.000
-1.25	-1.375	0.036	0.112	0.112
-1.00	-1.125	0.023	0.072	0.184
-0.75	-0.875	0.032	0.100	0.284
-0.50	-0.625	0.028	0.087	0.372
-0.25	-0.375	0.074	0.231	0.603
0.00	-0.125	0.141	0.440	1.043
0.25	0.125	0.288	0.899	1.942
0.50	0.375	0.921	2.876	4.819
0.75	0.625	2.021	6.311	11.130
1.00	0.875	4.002	12.498	23.628
1.25	1.125	5.017	15.667	39.295
1.50	1.375	6.935	21.657	60.952
1.75	1.625	6.888	21.510	82.462
2.00	1.875	3.949	12.332	94.794
2.25	2.125	1.385	4.325	99.119
2.50	2.375	0.250	0.781	99.900
2.75	2.625	0.032	0.100	100.000
3.00	2.875	0.000	0.000	100.000
3.25	3.125	0.000	0.000	100.000
3.50	3.375	0.000	0.000	100.000
3.75	3.625	0.000	0.000	100.000
4.00	3.875	0.000	0.000	100.000
5.00	4.500	0.000	0.000	100.000

Statistical Results			
Mean:	1.3234	phi	(0.3996 mm)
Standard Dev:	0.4906	phi-units	(0.7117 mm)
Skewness:	-0.7712	dimensionless	
Kurtosis:	4.7311	dimensionless	
5th Moment:	-13.9002	dimensionless	
6th Moment:	68.9746	dimensionless	
RARD *	0.3707	dimensionless	
Median	1.2486	phi	(0.4209 mm)

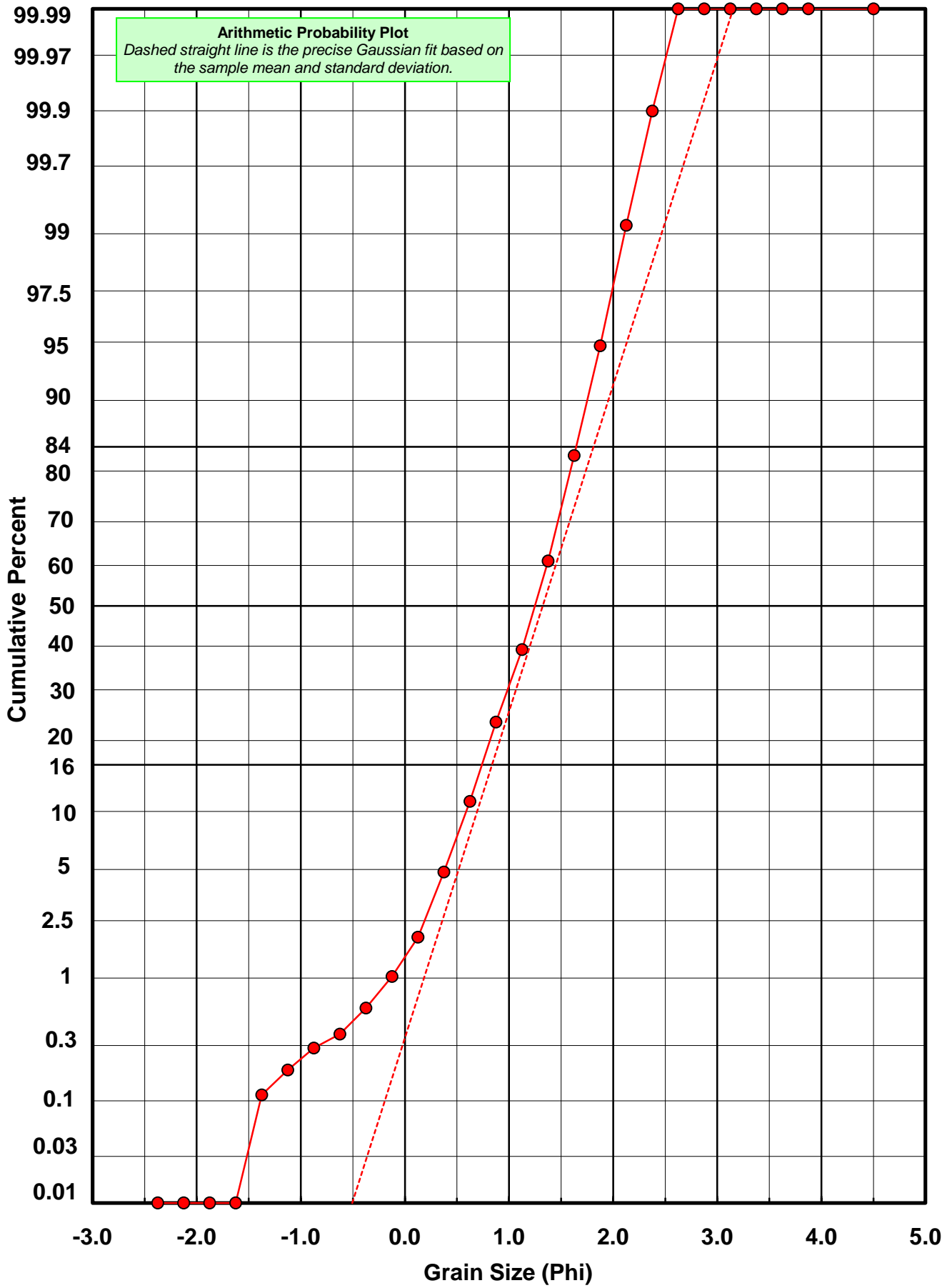
* RARD = reciprocal absolute relative dispersion (see below)

Statistical Explanation	
Calculations based on the Method of Moments	
Skewness: 3rd Stand. Moment; Exact Gaussian = 0.0	
Kurtosis: 4th Stand. Moment; Exact Gaussian = 3.0	
For Further Explanation, See Basille et al. 2002	
Millimeter data calculated by $mm = 2^{(-\phi)}$	

Reciprocal Absolute Relative Dispersion (RARD) Scale	
< 0.5	Excellent homogeneity (e.g., beaches)
0.5 to 1.0	Good homogeneity
1.0 to 1.33	Fair homogeneity
> 1.33	Poor homogeneity (e.g., glacial)



BW-02



Post-Digestion Grain Size Distribution

Onshore Grab Sample

Sample: BW-02

Total Digested Mass: 32.874 grams

% Silica: 50.7 %

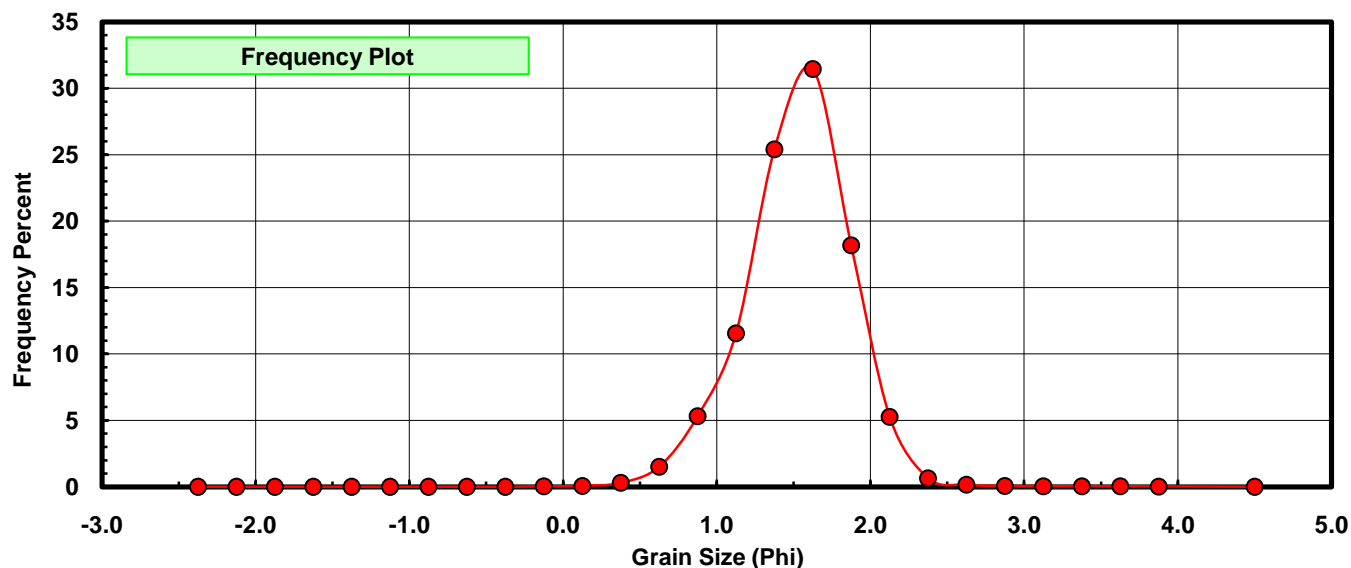
Sieve Size (phi)	Sieve Midpt (phi)	Weight (grams)	Freq Weight %	Cumulative Weight %
-2.25	-2.375	0.000	0.000	0.000
-2.00	-2.125	0.000	0.000	0.000
-1.75	-1.875	0.000	0.000	0.000
-1.50	-1.625	0.000	0.000	0.000
-1.25	-1.375	0.000	0.000	0.000
-1.00	-1.125	0.000	0.000	0.000
-0.75	-0.875	0.000	0.000	0.000
-0.50	-0.625	0.000	0.000	0.000
-0.25	-0.375	0.000	0.000	0.000
0.00	-0.125	0.010	0.030	0.030
0.25	0.125	0.023	0.070	0.100
0.50	0.375	0.096	0.292	0.392
0.75	0.625	0.494	1.503	1.895
1.00	0.875	1.743	5.302	7.197
1.25	1.125	3.798	11.553	18.750
1.50	1.375	8.352	25.406	44.156
1.75	1.625	10.336	31.441	75.598
2.00	1.875	5.972	18.166	93.764
2.25	2.125	1.729	5.259	99.024
2.50	2.375	0.210	0.639	99.662
2.75	2.625	0.049	0.149	99.811
3.00	2.875	0.018	0.055	99.866
3.25	3.125	0.015	0.046	99.912
3.50	3.375	0.011	0.033	99.945
3.75	3.625	0.011	0.033	99.979
4.00	3.875	0.007	0.021	100.000
5.00	4.500	0.000	0.000	100.000

Statistical Results			
Mean:	1.5248	phi	(0.3475 mm)
Standard Dev:	0.3541	phi-units	(0.7824 mm)
Skewness:	-0.1127	dimensionless	
Kurtosis:	4.5463	dimensionless	
5th Moment:	4.4831	dimensionless	
6th Moment:	66.7111	dimensionless	
RARD *	0.2322	dimensionless	
Median	1.4215	phi	(0.3733 mm)

* RARD = reciprocal absolute relative dispersion (see below)

Statistical Explanation	
Calculations based on the Method of Moments	
Skewness: 3rd Stand. Moment; Exact Gaussian = 0.0	
Kurtosis: 4th Stand. Moment; Exact Gaussian = 3.0	
For Further Explanation, See Basille et al. 2002	
Millimeter data calculated by $mm = 2^{(-\phi)}$	

Reciprocal Absolute Relative Dispersion (RARD) Scale	
< 0.5	Excellent homogeneity (e.g., beaches)
0.5 to 1.0	Good homogeneity
1.0 to 1.33	Fair homogeneity
> 1.33	Poor homogeneity (e.g., glacial)



BW-02

