

Onshore Grab Sample

Sample: VO-55-SS
Sample Taken By: J. Ladner
Sample Collected On: 12/3/03
Splits? N/A

County: Volusia
Latitude: 28° 48' 48.24"
Longitude: 80° 44' 52.08"
Datum: NAD 83
Surf. Elev: N/A
Datum: N/A

Fine Data Summary

Total Sample Weight 80.455 grams
Total Fines in Sample 0.420 grams
Total Percent Fines 0.52 %

Dry Sieving Summary

Total Sample Weight 80.063 grams
Total Digested Weight 36.629 grams
Total Carbonate Weight 43.434 grams
Total Silica % 45.75 %
Total Carbonate % 54.25 %
Carbonate/Silica Ratio 1.186

General Comments:

None

Description

Worked By: M. Lachance

Pre-Digestion Grain Size Distribution

Onshore Grab Sample

Sample: VO-55-SS

Total Sample Mass: 80.063 grams

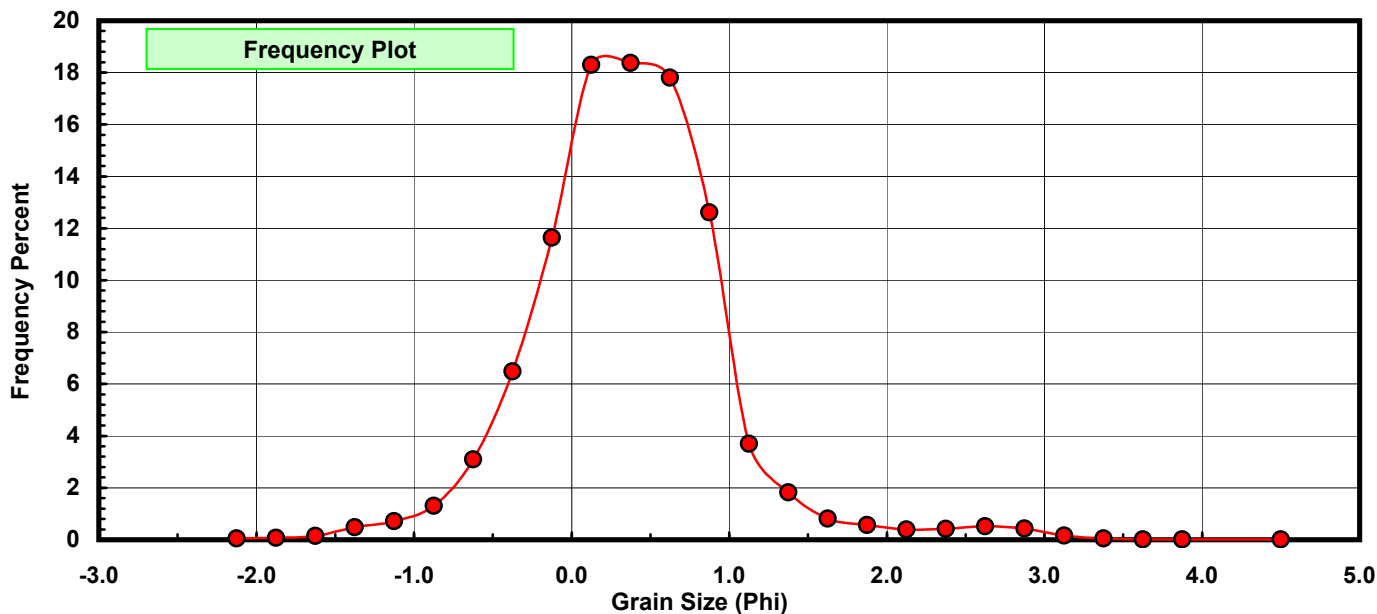
Sieve Size (phi)	Sieve Midpt (phi)	Weight (grams)	Freq Weight %	Cumulative Weight %
-2.00	-2.125	0.042	0.052	0.052
-1.75	-1.875	0.063	0.079	0.131
-1.50	-1.625	0.114	0.142	0.274
-1.25	-1.375	0.384	0.480	0.753
-1.00	-1.125	0.575	0.718	1.471
-0.75	-0.875	1.045	1.305	2.777
-0.50	-0.625	2.479	3.096	5.873
-0.25	-0.375	5.190	6.482	12.355
0.00	-0.125	9.320	11.641	23.996
0.25	0.125	14.646	18.293	42.289
0.50	0.375	14.714	18.378	60.667
0.75	0.625	14.256	17.806	78.473
1.00	0.875	10.099	12.614	91.087
1.25	1.125	2.960	3.697	94.784
1.50	1.375	1.458	1.821	96.605
1.75	1.625	0.652	0.814	97.420
2.00	1.875	0.456	0.570	97.989
2.25	2.125	0.317	0.396	98.385
2.50	2.375	0.336	0.420	98.805
2.75	2.625	0.410	0.512	99.317
3.00	2.875	0.348	0.435	99.751
3.25	3.125	0.130	0.162	99.914
3.50	3.375	0.044	0.055	99.969
3.75	3.625	0.012	0.015	99.984
4.00	3.875	0.006	0.007	99.991
5.00	4.500	0.007	0.009	100.000

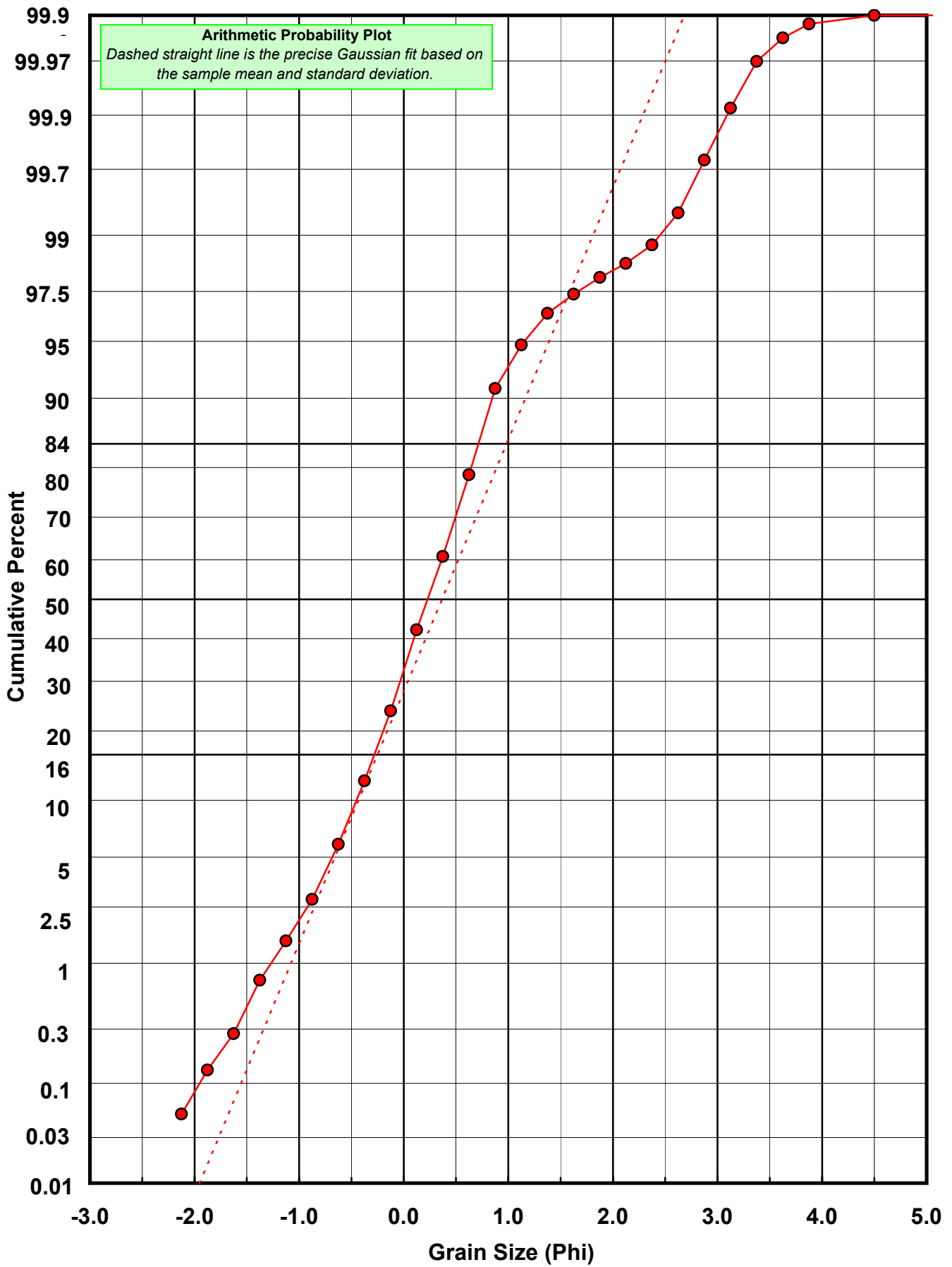
Statistical Results			
Mean:	0.3673	phi	(0.7753 mm)
Standard Dev:	0.6224	phi-units	(0.6496 mm)
Skewness:	0.6755	dimensionless	
Kurtosis:	6.2366	dimensionless	
5th Moment:	13.8313	dimensionless	
6th Moment:	83.1398	dimensionless	
RARD *	1.6947	dimensionless	
Median	0.2299	phi	(0.8527 mm)

* RARD = reciprocal absolute relative dispersion (see below)

Statistical Explanation
Calculations based on the Method of Moments
Skewness: 3rd Stand. Moment; Exact Gaussian = 0.0
Kurtosis: 4th Stand. Moment; Exact Gaussian = 3.0
For Further Explanation, See Calculation Sheets
Millimeter data calculated by $mm = 2^{(-\phi)}$

Reciprocal Absolute Relative Dispersion (RARD) Scale	
< 0.5	Excellent homogeneity (e.g., beaches)
0.5 to 1.0	Good homogeneity
1.0 to 1.33	Fair homogeneity
> 1.33	Poor homogeneity (e.g., glacial)





Carbonate Grain Size Distribution

Onshore Grab Sample

Sample: VO-55-SS

Total Carbonate Mass: 43.472 grams

% Carbonate: 54.2 %

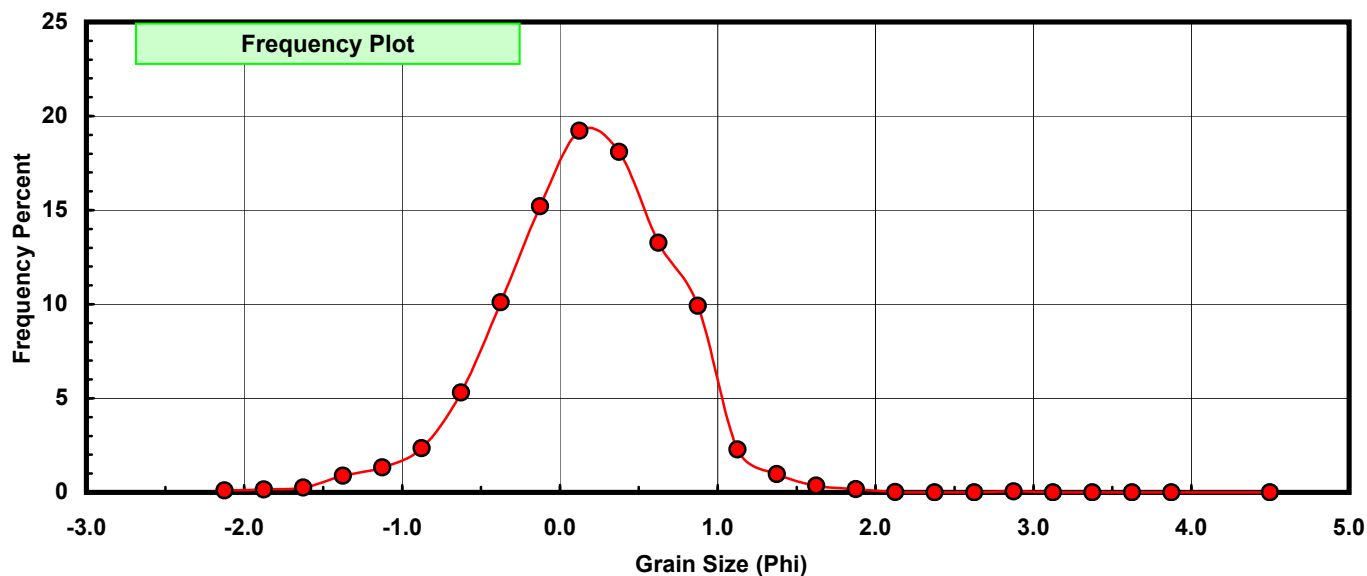
Sieve Size (phi)	Sieve Midpt (phi)	Weight (grams)	Freq Weight %	Cumulative Weight %
-2.00	-2.125	0.042	0.097	0.097
-1.75	-1.875	0.063	0.145	0.242
-1.50	-1.625	0.114	0.262	0.504
-1.25	-1.375	0.384	0.883	1.387
-1.00	-1.125	0.575	1.323	2.710
-0.75	-0.875	1.018	2.342	5.052
-0.50	-0.625	2.306	5.305	10.356
-0.25	-0.375	4.391	10.101	20.457
0.00	-0.125	6.606	15.196	35.653
0.25	0.125	8.351	19.210	54.863
0.50	0.375	7.870	18.104	72.967
0.75	0.625	5.768	13.268	86.235
1.00	0.875	4.312	9.919	96.154
1.25	1.125	0.989	2.275	98.429
1.50	1.375	0.425	0.978	99.407
1.75	1.625	0.157	0.361	99.768
2.00	1.875	0.073	0.168	99.936
2.25	2.125	0.009	0.021	99.956
2.50	2.375	0.000	0.000	99.956
2.75	2.625	0.000	0.000	99.956
3.00	2.875	0.019	0.044	100.000
3.25	3.125	0.000	0.000	100.000
3.50	3.375	0.000	0.000	100.000
3.75	3.625	0.000	0.000	100.000
4.00	3.875	0.000	0.000	100.000
5.00	4.500	0.000	0.000	100.000

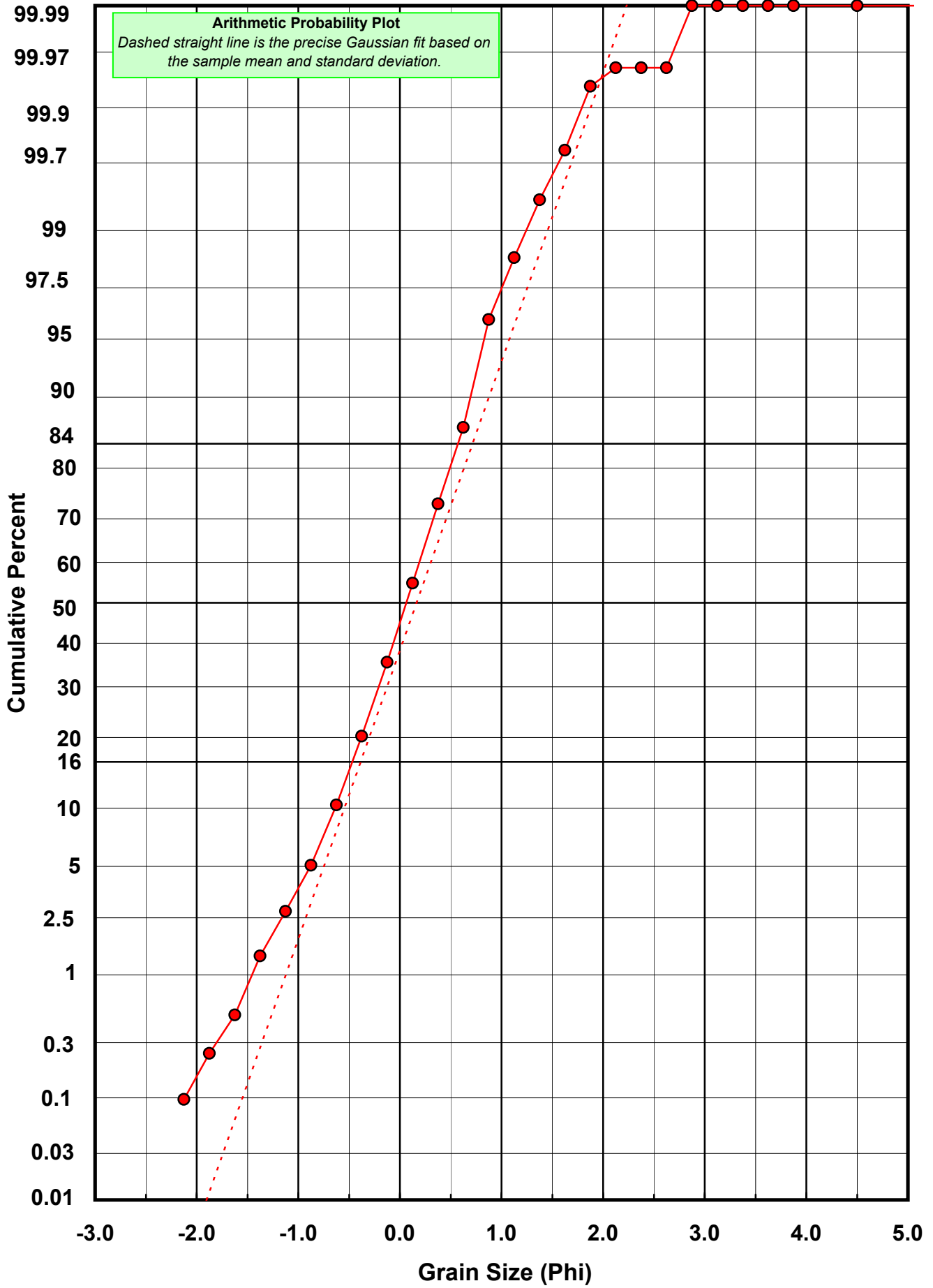
Statistical Results			
Mean:	0.1648	phi	(0.8921 mm)
Standard Dev:	0.5554	phi-units	(0.6805 mm)
Skewness:	-0.3232	dimensionless	
Kurtosis:	3.7833	dimensionless	
5th Moment:	-2.9126	dimensionless	
6th Moment:	30.6141	dimensionless	
RARD *	3.3703	dimensionless	
Median	0.0617	phi	(0.9581 mm)

* RARD = reciprocal absolute relative dispersion (see below)

Statistical Explanation	
Calculations based on the Method of Moments	
Skewness: 3rd Stand. Moment; Exact Gaussian = 0.0	
Kurtosis: 4th Stand. Moment; Exact Gaussian = 3.0	
For Further Explanation, See Calculation Sheets	
Millimeter data calculated by $mm = 2^{(-phi)}$	

Reciprocal Absolute Relative Dispersion (RARD) Scale	
< 0.5	Excellent homogeneity (e.g., beaches)
0.5 to 1.0	Good homogeneity
1.0 to 1.33	Fair homogeneity
> 1.33	Poor homogeneity (e.g., glacial)





Post-Digestion Grain Size Distribution

Onshore Grab Sample

Sample: VO-55-SS

Total Digested Mass: 36.622 grams

% Silica: 45.8 %

Sieve Size (phi)	Sieve Midpt (phi)	Weight (grams)	Freq Weight %	Cumulative Weight %
-2.00	-2.125	0.000	0.000	0.000
-1.75	-1.875	0.000	0.000	0.000
-1.50	-1.625	0.000	0.000	0.000
-1.25	-1.375	0.000	0.000	0.000
-1.00	-1.125	0.000	0.000	0.000
-0.75	-0.875	0.027	0.074	0.074
-0.50	-0.625	0.173	0.472	0.546
-0.25	-0.375	0.799	2.182	2.728
0.00	-0.125	2.714	7.411	10.139
0.25	0.125	6.295	17.189	27.328
0.50	0.375	6.844	18.688	46.016
0.75	0.625	8.488	23.177	69.193
1.00	0.875	5.787	15.802	84.995
1.25	1.125	1.971	5.382	90.377
1.50	1.375	1.033	2.821	93.198
1.75	1.625	0.495	1.352	94.550
2.00	1.875	0.383	1.046	95.596
2.25	2.125	0.308	0.841	96.437
2.50	2.375	0.348	0.950	97.387
2.75	2.625	0.421	1.150	98.536
3.00	2.875	0.329	0.898	99.435
3.25	3.125	0.134	0.366	99.801
3.50	3.375	0.049	0.134	99.934
3.75	3.625	0.016	0.044	99.978
4.00	3.875	0.008	0.022	100.000
5.00	4.500	0.000	0.000	100.000

Statistical Results			
Mean:	0.6094	phi	(0.6555 mm)
Standard Dev:	0.6207	phi-units	(0.6504 mm)
Skewness:	1.5534	dimensionless	
Kurtosis:	6.7268	dimensionless	
5th Moment:	21.4601	dimensionless	
6th Moment:	83.0408	dimensionless	
RARD *	1.0185	dimensionless	
Median	0.4180	phi	(0.7485 mm)

* RARD = reciprocal absolute relative dispersion (see below)

Statistical Explanation	
Calculations based on the Method of Moments	
Skewness: 3rd Stand. Moment; Exact Gaussian = 0.0	
Kurtosis: 4th Stand. Moment; Exact Gaussian = 3.0	
For Further Explanation, See Calculation Sheets	
Millimeter data calculated by $mm = 2^{(-phi)}$	

Reciprocal Absolute Relative Dispersion (RARD) Scale	
< 0.5	Excellent homogeneity (e.g., beaches)
0.5 to 1.0	Good homogeneity
1.0 to 1.33	Fair homogeneity
> 1.33	Poor homogeneity (e.g., glacial)

