

Onshore Grab Sample

Sample: VO-55-BB
Sample Taken By: J. Ladner
Sample Collected On: 12/3/03
Splits? Yes

County: Volusia
Latitude: 28° 48' 48.24"
Longitude: 80° 44' 52.62"
Datum: NAD 83
Surf. Elev: N/A
Datum: N/A

Fine Data Summary

Total Sample Weight 74.094 grams
Total Fines in Sample 0.176 grams
Total Percent Fines 0.24 %

Dry Sieving Summary

Total Sample Weight 74.011 grams
Total Digested Weight 38.770 grams
Total Carbonate Weight 35.241 grams
Total Silica % 52.38 %
Total Carbonate % 47.62 %
Carbonate/Silica Ratio 0.909

General Comments:

None

Description

Worked By: M. Lachance

Pre-Digestion Grain Size Distribution

Onshore Grab Sample

Sample: VO-55-BB

Total Sample Mass: 74.011 grams

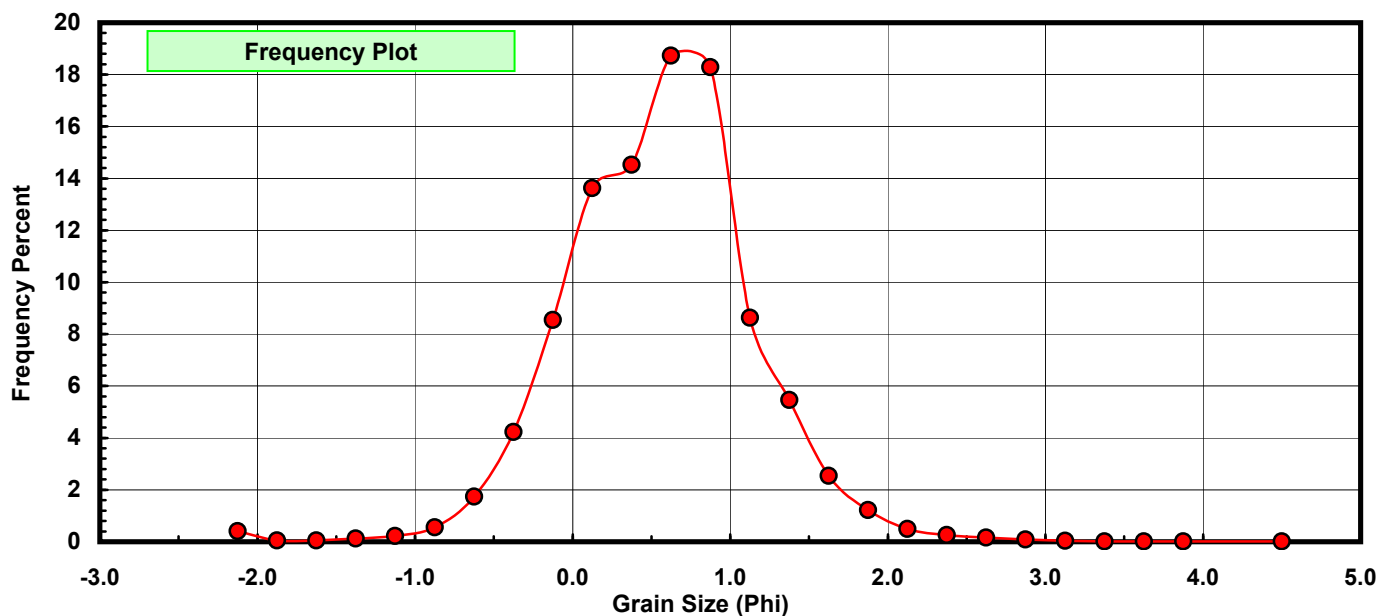
Sieve Size (phi)	Sieve Midpt (phi)	Weight (grams)	Freq Weight %	Cumulative Weight %
-2.00	-2.125	0.297	0.401	0.401
-1.75	-1.875	0.035	0.047	0.449
-1.50	-1.625	0.041	0.055	0.504
-1.25	-1.375	0.095	0.128	0.632
-1.00	-1.125	0.166	0.224	0.857
-0.75	-0.875	0.409	0.553	1.409
-0.50	-0.625	1.289	1.742	3.151
-0.25	-0.375	3.128	4.226	7.377
0.00	-0.125	6.324	8.545	15.922
0.25	0.125	10.081	13.621	29.543
0.50	0.375	10.750	14.525	44.068
0.75	0.625	13.858	18.724	62.792
1.00	0.875	13.533	18.285	81.077
1.25	1.125	6.390	8.634	89.711
1.50	1.375	4.040	5.459	95.170
1.75	1.625	1.880	2.540	97.710
2.00	1.875	0.904	1.221	98.931
2.25	2.125	0.365	0.493	99.424
2.50	2.375	0.188	0.254	99.678
2.75	2.625	0.118	0.159	99.838
3.00	2.875	0.060	0.081	99.919
3.25	3.125	0.028	0.038	99.957
3.50	3.375	0.011	0.015	99.972
3.75	3.625	0.007	0.009	99.981
4.00	3.875	0.009	0.012	99.993
5.00	4.500	0.005	0.007	100.000

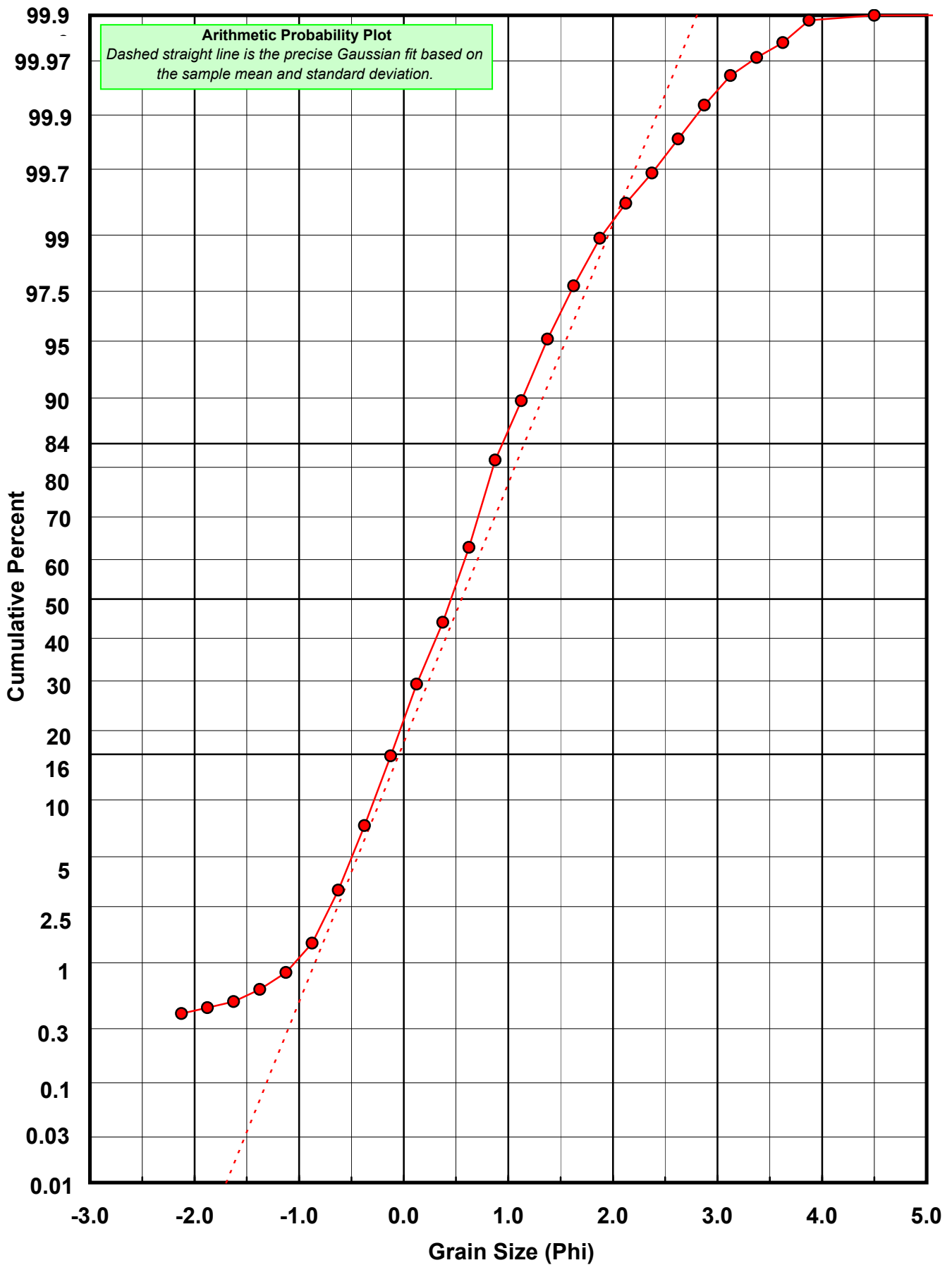
Statistical Results			
Mean:	0.5539	phi	(0.6812 mm)
Standard Dev:	0.6044	phi-units	(0.6577 mm)
Skewness:	-0.1589	dimensionless	
Kurtosis:	5.0536	dimensionless	
5th Moment:	-3.3647	dimensionless	
6th Moment:	64.6872	dimensionless	
RARD *	1.0912	dimensionless	
Median	0.4542	phi	(0.7299 mm)

* RARD = reciprocal absolute relative dispersion (see below)

Statistical Explanation	
Calculations based on the Method of Moments	
Skewness: 3rd Stand. Moment; Exact Gaussian = 0.0	
Kurtosis: 4th Stand. Moment; Exact Gaussian = 3.0	
For Further Explanation, See Calculation Sheets	
Millimeter data calculated by $mm = 2^{(-\phi)}$	

Reciprocal Absolute Relative Dispersion (RARD) Scale	
< 0.5	Excellent homogeneity (e.g., beaches)
0.5 to 1.0	Good homogeneity
1.0 to 1.33	Fair homogeneity
> 1.33	Poor homogeneity (e.g., glacial)





Carbonate Grain Size Distribution

Onshore Grab Sample

Sample: VO-55-BB

Total Carbonate Mass: 35.277 grams

% Carbonate: 47.6 %

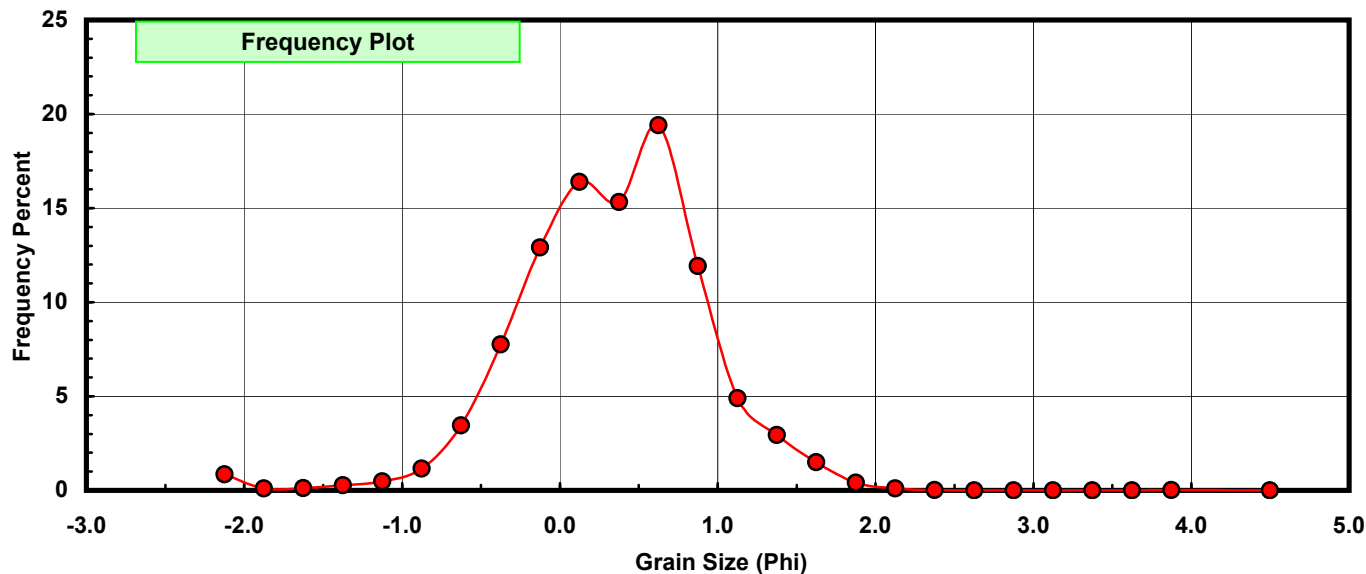
Sieve Size (phi)	Sieve Midpt (phi)	Weight (grams)	Freq Weight %	Cumulative Weight %
-2.00	-2.125	0.297	0.842	0.842
-1.75	-1.875	0.035	0.099	0.941
-1.50	-1.625	0.041	0.116	1.057
-1.25	-1.375	0.095	0.269	1.327
-1.00	-1.125	0.166	0.471	1.797
-0.75	-0.875	0.409	1.159	2.957
-0.50	-0.625	1.220	3.458	6.415
-0.25	-0.375	2.734	7.750	14.165
0.00	-0.125	4.556	12.915	27.080
0.25	0.125	5.784	16.396	43.476
0.50	0.375	5.408	15.330	58.806
0.75	0.625	6.848	19.412	78.218
1.00	0.875	4.205	11.920	90.138
1.25	1.125	1.727	4.896	95.034
1.50	1.375	1.038	2.942	97.976
1.75	1.625	0.528	1.497	99.473
2.00	1.875	0.142	0.403	99.875
2.25	2.125	0.034	0.096	99.972
2.50	2.375	0.005	0.014	99.986
2.75	2.625	0.000	0.000	99.986
3.00	2.875	0.000	0.000	99.986
3.25	3.125	0.000	0.000	99.986
3.50	3.375	0.000	0.000	99.986
3.75	3.625	0.001	0.003	99.989
4.00	3.875	0.004	0.011	100.000
5.00	4.500	0.000	0.000	100.000

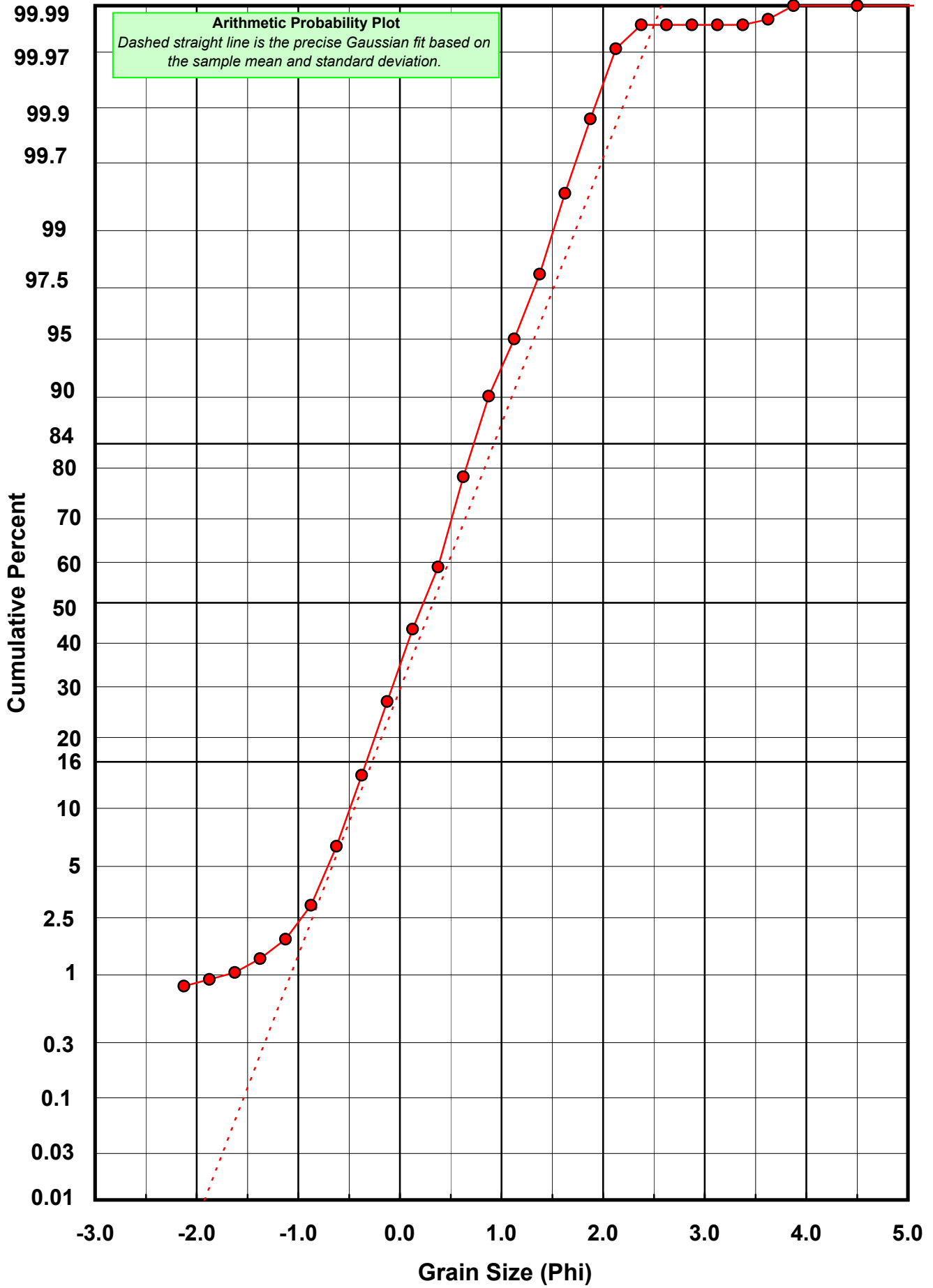
Statistical Results			
Mean:	0.3263	phi	(0.7976 mm)
Standard Dev:	0.6037	phi-units	(0.6581 mm)
Skewness:	-0.5440	dimensionless	
Kurtosis:	4.8963	dimensionless	
5th Moment:	-9.2501	dimensionless	
6th Moment:	56.8147	dimensionless	
RARD *	1.8500	dimensionless	
Median	0.2314	phi	(0.8518 mm)

* RARD = reciprocal absolute relative dispersion (see below)

Statistical Explanation	
Calculations based on the Method of Moments	
Skewness: 3rd Stand. Moment; Exact Gaussian = 0.0	
Kurtosis: 4th Stand. Moment; Exact Gaussian = 3.0	
For Further Explanation, See Calculation Sheets	
Millimeter data calculated by $mm = 2^{(-phi)}$	

Reciprocal Absolute Relative Dispersion (RARD) Scale	
< 0.5	Excellent homogeneity (e.g., beaches)
0.5 to 1.0	Good homogeneity
1.0 to 1.33	Fair homogeneity
> 1.33	Poor homogeneity (e.g., glacial)





Post-Digestion Grain Size Distribution

Onshore Grab Sample

Sample: VO-55-BB

Total Digested Mass: 38.765 grams

% Silica: 52.4 %

Sieve Size (phi)	Sieve Midpt (phi)	Weight (grams)	Freq Weight %	Cumulative Weight %
-2.00	-2.125	0.000	0.000	0.000
-1.75	-1.875	0.000	0.000	0.000
-1.50	-1.625	0.000	0.000	0.000
-1.25	-1.375	0.000	0.000	0.000
-1.00	-1.125	0.000	0.000	0.000
-0.75	-0.875	0.000	0.000	0.000
-0.50	-0.625	0.069	0.178	0.178
-0.25	-0.375	0.394	1.016	1.194
0.00	-0.125	1.768	4.561	5.755
0.25	0.125	4.297	11.085	16.840
0.50	0.375	5.342	13.780	30.620
0.75	0.625	7.010	18.083	48.704
1.00	0.875	9.328	24.063	72.767
1.25	1.125	4.663	12.029	84.796
1.50	1.375	3.002	7.744	92.540
1.75	1.625	1.352	3.488	96.027
2.00	1.875	0.762	1.966	97.993
2.25	2.125	0.331	0.854	98.847
2.50	2.375	0.183	0.472	99.319
2.75	2.625	0.132	0.341	99.659
3.00	2.875	0.069	0.178	99.837
3.25	3.125	0.034	0.088	99.925
3.50	3.375	0.018	0.046	99.972
3.75	3.625	0.006	0.015	99.987
4.00	3.875	0.005	0.013	100.000
5.00	4.500	0.000	0.000	100.000

Statistical Results			
Mean:	0.7626	phi	(0.5894 mm)
Standard Dev:	0.5345	phi-units	(0.6904 mm)
Skewness:	0.6182	dimensionless	
Kurtosis:	4.3393	dimensionless	
5th Moment:	9.9343	dimensionless	
6th Moment:	46.7218	dimensionless	
RARD *	0.7009	dimensionless	
Median	0.6385	phi	(0.6424 mm)

* RARD = reciprocal absolute relative dispersion (see below)

Statistical Explanation	
Calculations based on the Method of Moments	
Skewness: 3rd Stand. Moment; Exact Gaussian = 0.0	
Kurtosis: 4th Stand. Moment; Exact Gaussian = 3.0	
For Further Explanation, See Calculation Sheets	
Millimeter data calculated by $mm = 2^{(-phi)}$	

Reciprocal Absolute Relative Dispersion (RARD) Scale	
< 0.5	Excellent homogeneity (e.g., beaches)
0.5 to 1.0	Good homogeneity
1.0 to 1.33	Fair homogeneity
> 1.33	Poor homogeneity (e.g., glacial)

