

Onshore Grab Sample

Sample: VO-52-SS
Sample Taken By: J. Ladner
Sample Collected On: 12/3/03
Splits? Yes

County: Volusia
Latitude: 28° 50' 31.56"
Longitude: 80° 45' 57.18"
Datum: NAD 83
Surf. Elev: N/A
Datum: N/A

Fine Data Summary

Total Sample Weight 68.378 grams
Total Fines in Sample 0.283 grams
Total Percent Fines 0.41 %

Dry Sieving Summary

Total Sample Weight 68.190 grams
Total Digested Weight 22.841 grams
Total Carbonate Weight 45.349 grams
Total Silica % 33.50 %
Total Carbonate % 66.50 %
Carbonate/Silica Ratio 1.985

General Comments:

None

Description

Worked By: M. Lachance

Pre-Digestion Grain Size Distribution

Onshore Grab Sample

Sample: VO-52-SS

Total Sample Mass: 68.190 grams

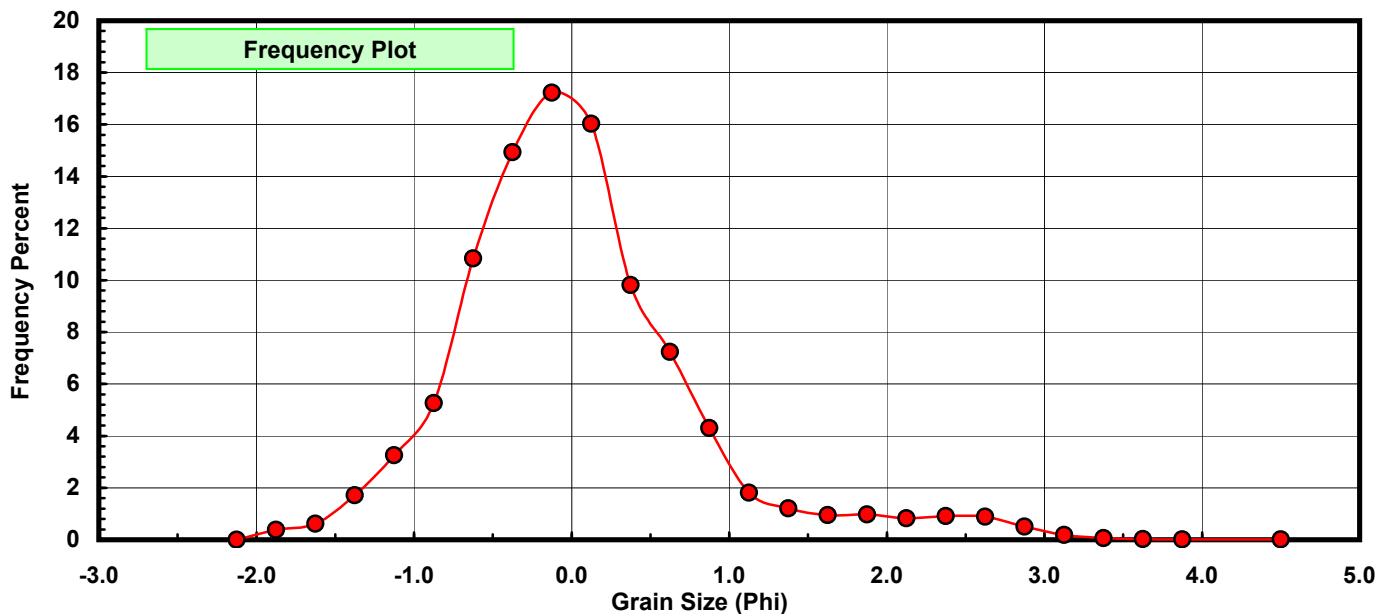
Sieve Size (phi)	Sieve Midpt (phi)	Weight (grams)	Freq Weight %	Cumulative Weight %
-2.00	-2.125	0.000	0.000	0.000
-1.75	-1.875	0.261	0.383	0.383
-1.50	-1.625	0.420	0.616	0.999
-1.25	-1.375	1.170	1.716	2.714
-1.00	-1.125	2.218	3.253	5.967
-0.75	-0.875	3.590	5.265	11.232
-0.50	-0.625	7.392	10.840	22.072
-0.25	-0.375	10.186	14.938	37.010
0.00	-0.125	11.746	17.225	54.235
0.25	0.125	10.932	16.032	70.267
0.50	0.375	6.696	9.820	80.087
0.75	0.625	4.932	7.233	87.319
1.00	0.875	2.936	4.306	91.625
1.25	1.125	1.236	1.813	93.437
1.50	1.375	0.821	1.204	94.641
1.75	1.625	0.649	0.952	95.593
2.00	1.875	0.667	0.978	96.571
2.25	2.125	0.566	0.830	97.401
2.50	2.375	0.626	0.918	98.319
2.75	2.625	0.605	0.887	99.207
3.00	2.875	0.347	0.509	99.716
3.25	3.125	0.128	0.188	99.903
3.50	3.375	0.038	0.056	99.959
3.75	3.625	0.013	0.019	99.978
4.00	3.875	0.009	0.013	99.991
5.00	4.500	0.006	0.009	100.000

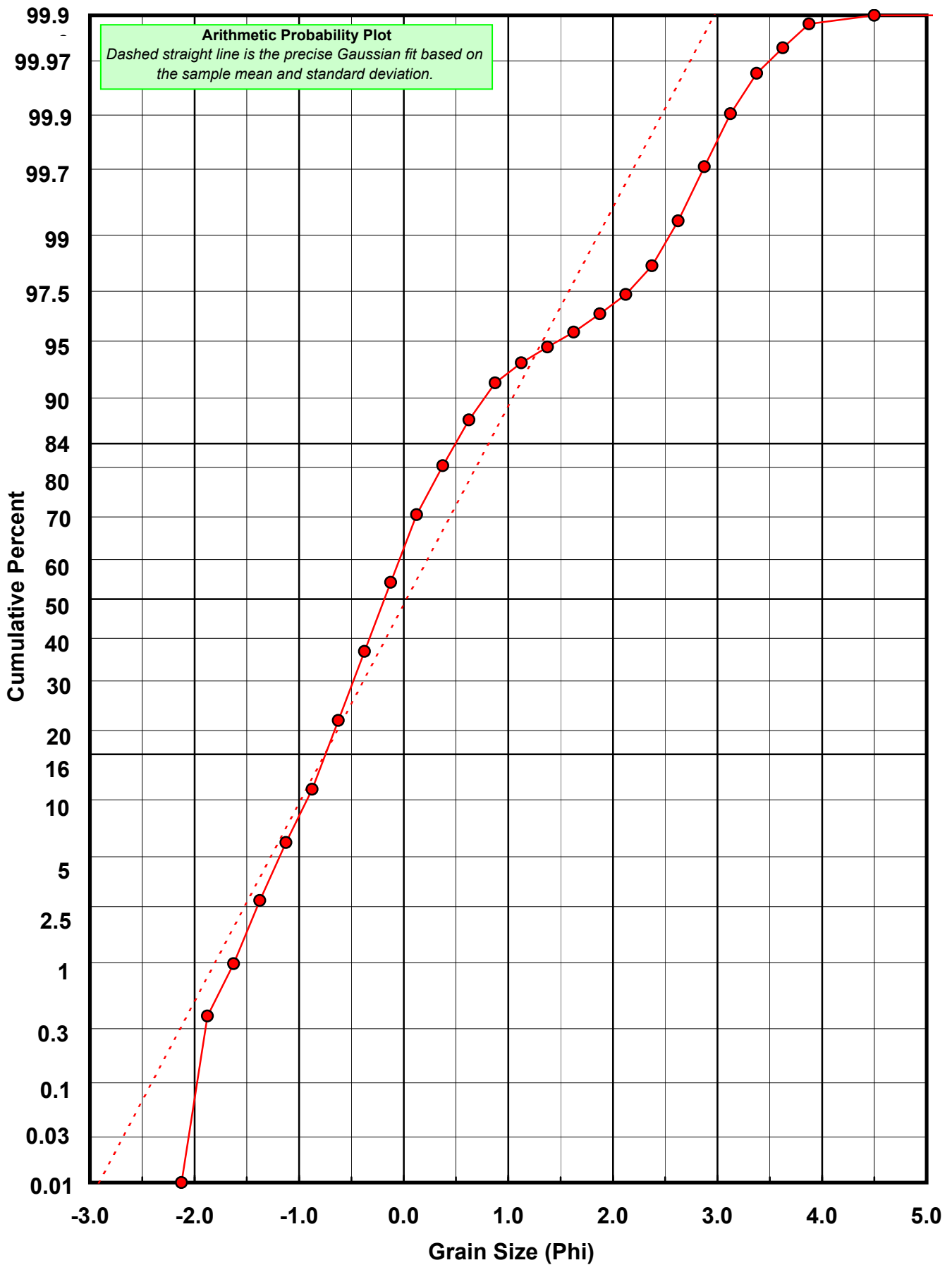
Statistical Results			
Mean:	0.0285	phi	(0.9805 mm)
Standard Dev:	0.7901	phi-units	(0.5783 mm)
Skewness:	1.1049	dimensionless	
Kurtosis:	5.3867	dimensionless	
5th Moment:	13.7706	dimensionless	
6th Moment:	53.6928	dimensionless	
RARD *	27.7556	dimensionless	
Median	-0.1865	phi	(1.138 mm)

* RARD = reciprocal absolute relative dispersion (see below)

Statistical Explanation	
Calculations based on the Method of Moments	
Skewness: 3rd Stand. Moment; Exact Gaussian = 0.0	
Kurtosis: 4th Stand. Moment; Exact Gaussian = 3.0	
For Further Explanation, See Calculation Sheets	
Millimeter data calculated by $mm = 2^{(-\phi)}$	

Reciprocal Absolute Relative Dispersion (RARD) Scale	
< 0.5	Excellent homogeneity (e.g., beaches)
0.5 to 1.0	Good homogeneity
1.0 to 1.33	Fair homogeneity
> 1.33	Poor homogeneity (e.g., glacial)





Carbonate Grain Size Distribution

Onshore Grab Sample

Sample: VO-52-SS

Total Carbonate Mass: 45.375 grams

% Carbonate: 66.5 %

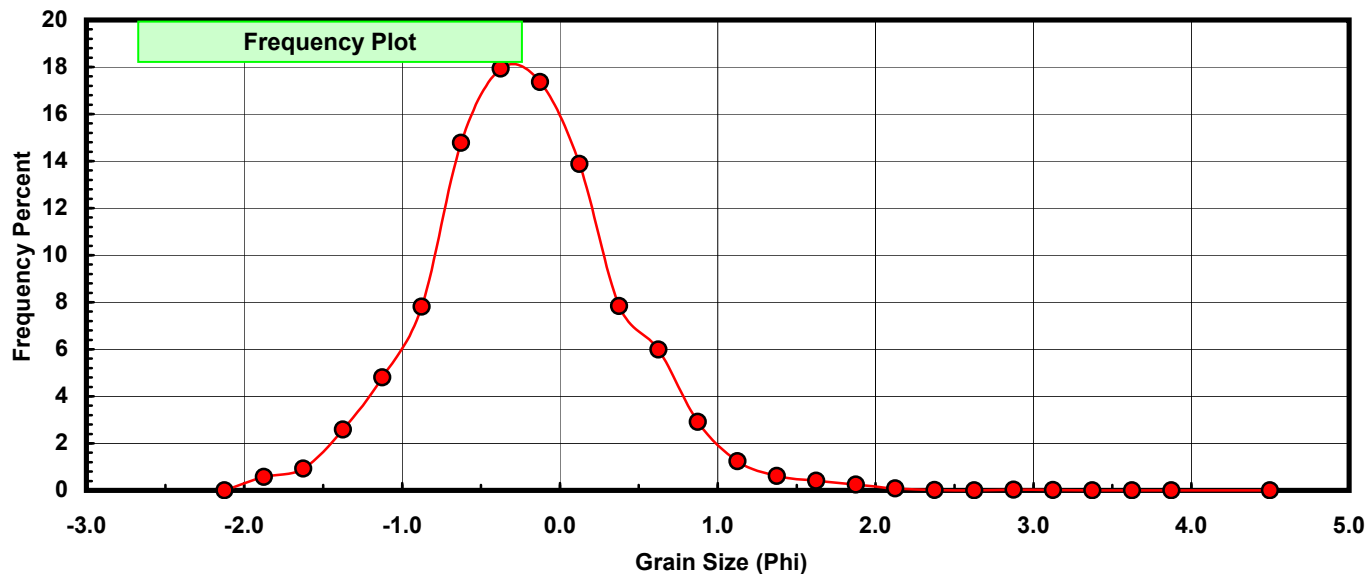
Sieve Size (phi)	Sieve Midpt (phi)	Weight (grams)	Freq Weight %	Cumulative Weight %
-2.00	-2.125	0.000	0.000	0.000
-1.75	-1.875	0.261	0.575	0.575
-1.50	-1.625	0.420	0.926	1.501
-1.25	-1.375	1.170	2.579	4.079
-1.00	-1.125	2.182	4.809	8.888
-0.75	-0.875	3.545	7.813	16.701
-0.50	-0.625	6.704	14.775	31.475
-0.25	-0.375	8.139	17.937	49.413
0.00	-0.125	7.877	17.360	66.772
0.25	0.125	6.298	13.880	80.652
0.50	0.375	3.559	7.844	88.496
0.75	0.625	2.714	5.981	94.477
1.00	0.875	1.319	2.907	97.384
1.25	1.125	0.561	1.236	98.620
1.50	1.375	0.275	0.606	99.226
1.75	1.625	0.184	0.406	99.632
2.00	1.875	0.110	0.242	99.874
2.25	2.125	0.036	0.079	99.954
2.50	2.375	0.005	0.011	99.965
2.75	2.625	0.000	0.000	99.965
3.00	2.875	0.012	0.026	99.991
3.25	3.125	0.004	0.009	100.000
3.50	3.375	0.000	0.000	100.000
3.75	3.625	0.000	0.000	100.000
4.00	3.875	0.000	0.000	100.000
5.00	4.500	0.000	0.000	100.000

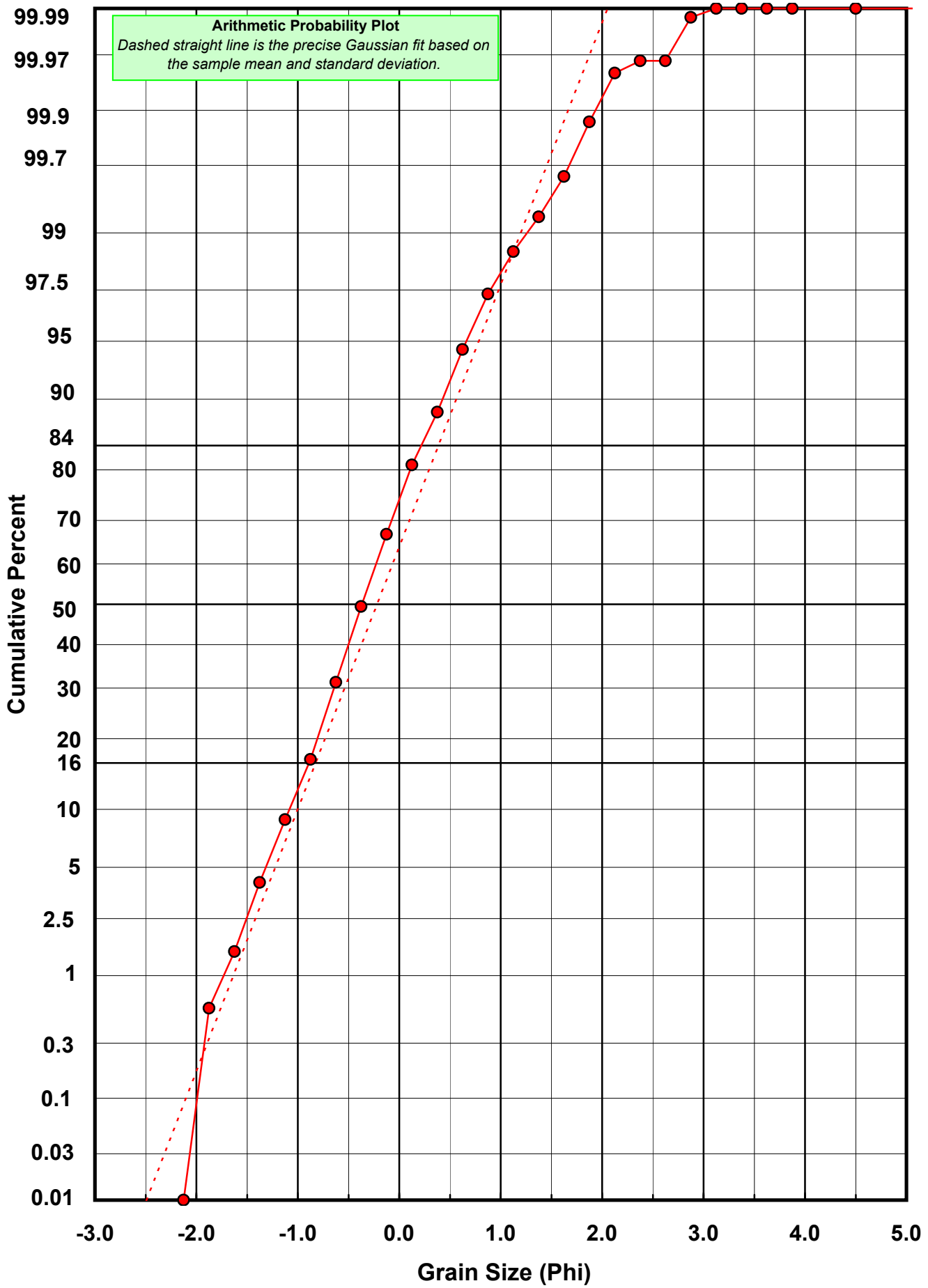
Statistical Results			
Mean:	-0.2191	phi	(1.164 mm)
Standard Dev:	0.6102	phi-units	(0.6551 mm)
Skewness:	0.2782	dimensionless	
Kurtosis:	3.6682	dimensionless	
5th Moment:	4.1488	dimensionless	
6th Moment:	28.0678	dimensionless	
RARD *	2.7850	dimensionless	
Median	-0.3665	phi	(1.2893 mm)

* RARD = reciprocal absolute relative dispersion (see below)

Statistical Explanation	
Calculations based on the Method of Moments	
Skewness: 3rd Stand. Moment; Exact Gaussian = 0.0	
Kurtosis: 4th Stand. Moment; Exact Gaussian = 3.0	
For Further Explanation, See Calculation Sheets	
Millimeter data calculated by $mm = 2^{(-phi)}$	

Reciprocal Absolute Relative Dispersion (RARD) Scale	
< 0.5	Excellent homogeneity (e.g., beaches)
0.5 to 1.0	Good homogeneity
1.0 to 1.33	Fair homogeneity
> 1.33	Poor homogeneity (e.g., glacial)





Post-Digestion Grain Size Distribution

Onshore Grab Sample

Sample: VO-52-SS

Total Digested Mass: 22.836 grams

% Silica: 33.5 %

Sieve Size (phi)	Sieve Midpt (phi)	Weight (grams)	Freq Weight %	Cumulative Weight %
-2.00	-2.125	0.000	0.000	0.000
-1.75	-1.875	0.000	0.000	0.000
-1.50	-1.625	0.000	0.000	0.000
-1.25	-1.375	0.000	0.000	0.000
-1.00	-1.125	0.036	0.158	0.158
-0.75	-0.875	0.045	0.197	0.355
-0.50	-0.625	0.688	3.013	3.367
-0.25	-0.375	2.047	8.964	12.331
0.00	-0.125	3.869	16.943	29.274
0.25	0.125	4.634	20.293	49.566
0.50	0.375	3.137	13.737	63.304
0.75	0.625	2.218	9.713	73.016
1.00	0.875	1.617	7.081	80.097
1.25	1.125	0.675	2.956	83.053
1.50	1.375	0.546	2.391	85.444
1.75	1.625	0.465	2.036	87.480
2.00	1.875	0.557	2.439	89.919
2.25	2.125	0.530	2.321	92.240
2.50	2.375	0.621	2.719	94.960
2.75	2.625	0.626	2.741	97.701
3.00	2.875	0.335	1.467	99.168
3.25	3.125	0.124	0.543	99.711
3.50	3.375	0.043	0.188	99.899
3.75	3.625	0.013	0.057	99.956
4.00	3.875	0.010	0.044	100.000
5.00	4.500	0.000	0.000	100.000

Statistical Results			
Mean:	0.5225	phi	(0.6962 mm)
Standard Dev:	0.8863	phi-units	(0.541 mm)
Skewness:	1.2275	dimensionless	
Kurtosis:	3.7856	dimensionless	
5th Moment:	8.3530	dimensionless	
6th Moment:	22.7569	dimensionless	
RARD *	1.6963	dimensionless	
Median	0.1329	phi	(0.912 mm)

* RARD = reciprocal absolute relative dispersion (see below)

Statistical Explanation	
Calculations based on the Method of Moments	
Skewness: 3rd Stand. Moment; Exact Gaussian = 0.0	
Kurtosis: 4th Stand. Moment; Exact Gaussian = 3.0	
For Further Explanation, See Calculation Sheets	
Millimeter data calculated by $mm = 2^{(-phi)}$	

Reciprocal Absolute Relative Dispersion (RARD) Scale	
< 0.5	Excellent homogeneity (e.g., beaches)
0.5 to 1.0	Good homogeneity
1.0 to 1.33	Fair homogeneity
> 1.33	Poor homogeneity (e.g., glacial)

