

**Onshore Grab Sample**

**Sample:** VO-49-BB  
**Sample Taken By:** J. Ladner  
**Sample Collected On:** 12/3/03  
**Splits?** Yes

**County:** Volusia  
**Latitude:** 28° 52' 14.10"  
**Longitude:** 80° 47' 03.06"  
**Datum:** NAD 83  
**Surf. Elev:** N/A  
**Datum:** N/A

**Fine Data Summary**

Total Sample Weight 82.596 grams  
Total Fines in Sample 0.160 grams  
Total Percent Fines 0.19 %

**Dry Sieving Summary**

Total Sample Weight 82.490 grams  
Total Digested Weight 39.550 grams  
Total Carbonate Weight 42.940 grams  
Total Silica % 47.95 %  
Total Carbonate % 52.05 %  
Carbonate/Silica Ratio 1.086

**General Comments:**

None

**Description**

Worked By: M. Lachance

# Pre-Digestion Grain Size Distribution

Onshore Grab Sample

Sample: VO-49-BB

Total Sample Mass: 82.490 grams

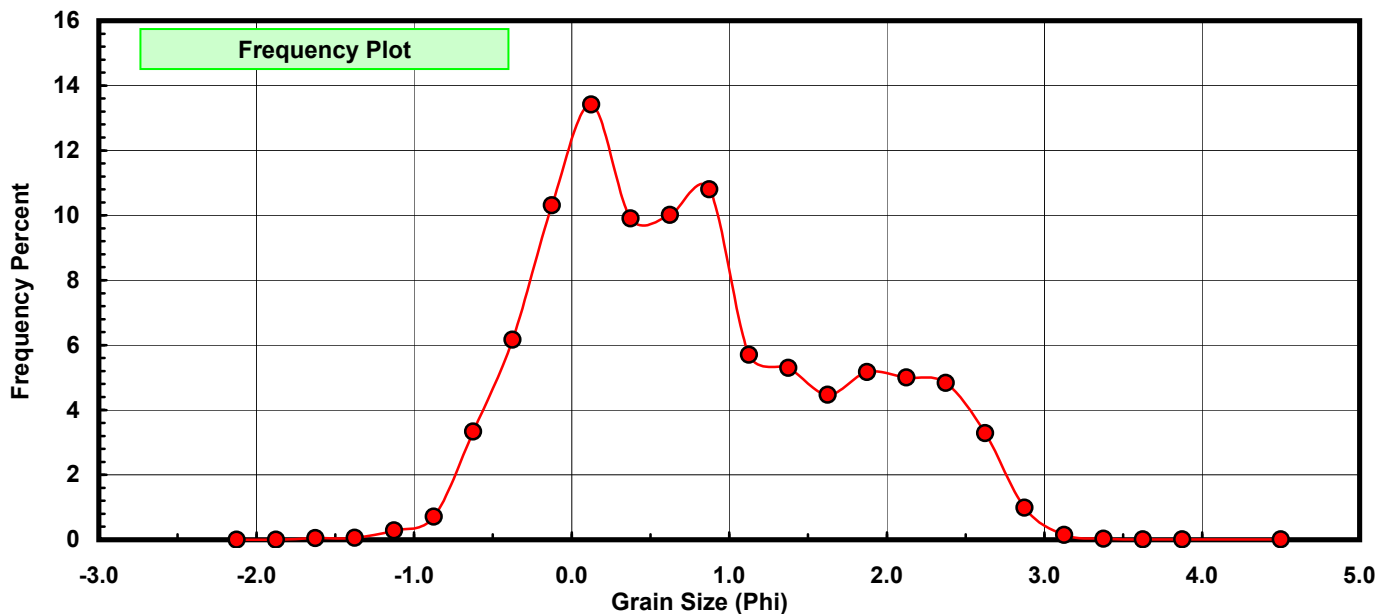
Sieve Size (phi)	Sieve Midpt (phi)	Weight (grams)	Freq Weight %	Cumulative Weight %
-2.00	-2.125	0.000	0.000	0.000
-1.75	-1.875	0.000	0.000	0.000
-1.50	-1.625	0.038	0.046	0.046
-1.25	-1.375	0.050	0.061	0.107
-1.00	-1.125	0.234	0.284	0.390
-0.75	-0.875	0.589	0.714	1.104
-0.50	-0.625	2.747	3.330	4.434
-0.25	-0.375	5.082	6.161	10.595
0.00	-0.125	8.503	10.308	20.903
0.25	0.125	11.068	13.417	34.321
0.50	0.375	8.172	9.907	44.227
0.75	0.625	8.256	10.008	54.236
1.00	0.875	8.913	10.805	65.041
1.25	1.125	4.703	5.701	70.742
1.50	1.375	4.372	5.300	76.042
1.75	1.625	3.690	4.473	80.515
2.00	1.875	4.263	5.168	85.683
2.25	2.125	4.126	5.002	90.685
2.50	2.375	3.984	4.830	95.515
2.75	2.625	2.712	3.288	98.802
3.00	2.875	0.815	0.988	99.790
3.25	3.125	0.125	0.152	99.942
3.50	3.375	0.025	0.030	99.972
3.75	3.625	0.010	0.012	99.984
4.00	3.875	0.008	0.010	99.994
5.00	4.500	0.005	0.006	100.000

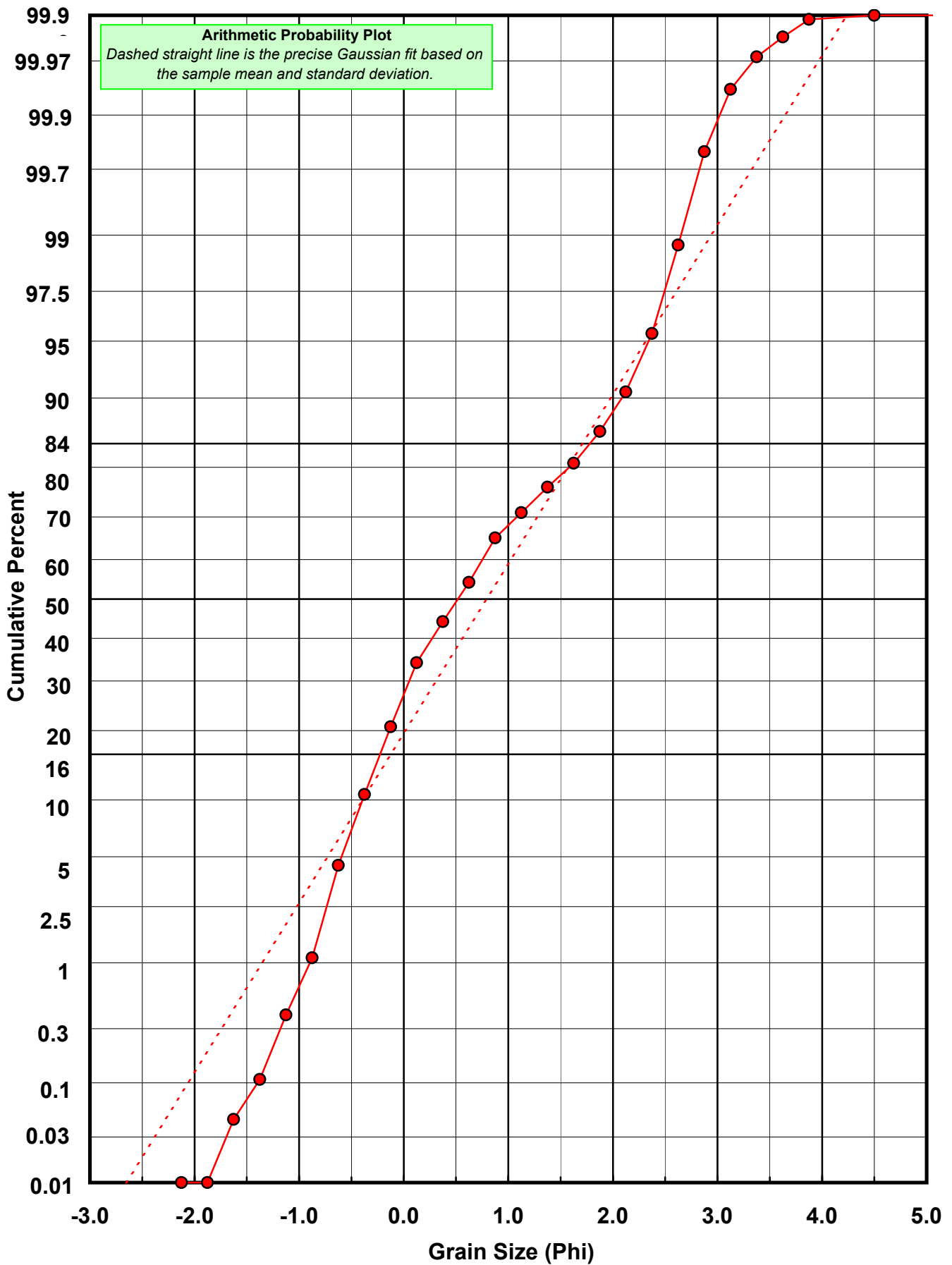
Statistical Results			
Mean:	0.7923	phi	(0.5774 mm)
Standard Dev:	0.9254	phi-units	(0.5265 mm)
Skewness:	0.4509	dimensionless	
Kurtosis:	2.3155	dimensionless	
5th Moment:	2.1537	dimensionless	
6th Moment:	7.7020	dimensionless	
RARD *	1.1679	dimensionless	
Median	0.5192	phi	(0.6978 mm)

\* RARD = reciprocal absolute relative dispersion (see below)

Statistical Explanation	
Calculations based on the Method of Moments	
Skewness: 3rd Stand. Moment; Exact Gaussian = 0.0	
Kurtosis: 4th Stand. Moment; Exact Gaussian = 3.0	
For Further Explanation, See Calculation Sheets	
Millimeter data calculated by $mm = 2^{(-phi)}$	

Reciprocal Absolute Relative Dispersion (RARD) Scale	
< 0.5	Excellent homogeneity (e.g., beaches)
0.5 to 1.0	Good homogeneity
1.0 to 1.33	Fair homogeneity
> 1.33	Poor homogeneity (e.g., glacial)





# Carbonate Grain Size Distribution

Onshore Grab Sample

Sample: VO-49-BB

Total Carbonate Mass: 42.948 grams

% Carbonate: 52.1 %

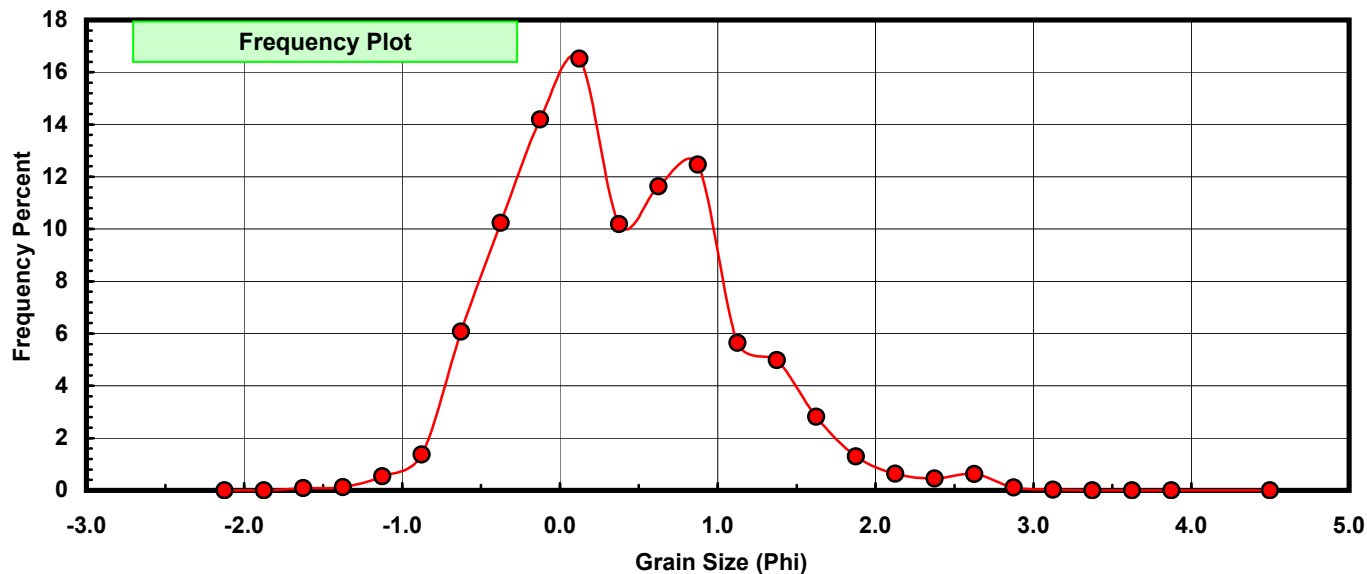
Sieve Size (phi)	Sieve Midpt (phi)	Weight (grams)	Freq Weight %	Cumulative Weight %
-2.00	-2.125	0.000	0.000	0.000
-1.75	-1.875	0.000	0.000	0.000
-1.50	-1.625	0.038	0.088	0.088
-1.25	-1.375	0.050	0.116	0.205
-1.00	-1.125	0.234	0.545	0.750
-0.75	-0.875	0.589	1.371	2.121
-0.50	-0.625	2.608	6.072	8.194
-0.25	-0.375	4.395	10.233	18.427
0.00	-0.125	6.095	14.192	32.619
0.25	0.125	7.095	16.520	49.138
0.50	0.375	4.378	10.194	59.332
0.75	0.625	4.995	11.630	70.963
1.00	0.875	5.352	12.462	83.424
1.25	1.125	2.426	5.649	89.073
1.50	1.375	2.138	4.978	94.051
1.75	1.625	1.207	2.810	96.861
2.00	1.875	0.556	1.295	98.156
2.25	2.125	0.272	0.633	98.789
2.50	2.375	0.192	0.447	99.236
2.75	2.625	0.270	0.629	99.865
3.00	2.875	0.048	0.112	99.977
3.25	3.125	0.010	0.023	100.000
3.50	3.375	0.000	0.000	100.000
3.75	3.625	0.000	0.000	100.000
4.00	3.875	0.000	0.000	100.000
5.00	4.500	0.000	0.000	100.000

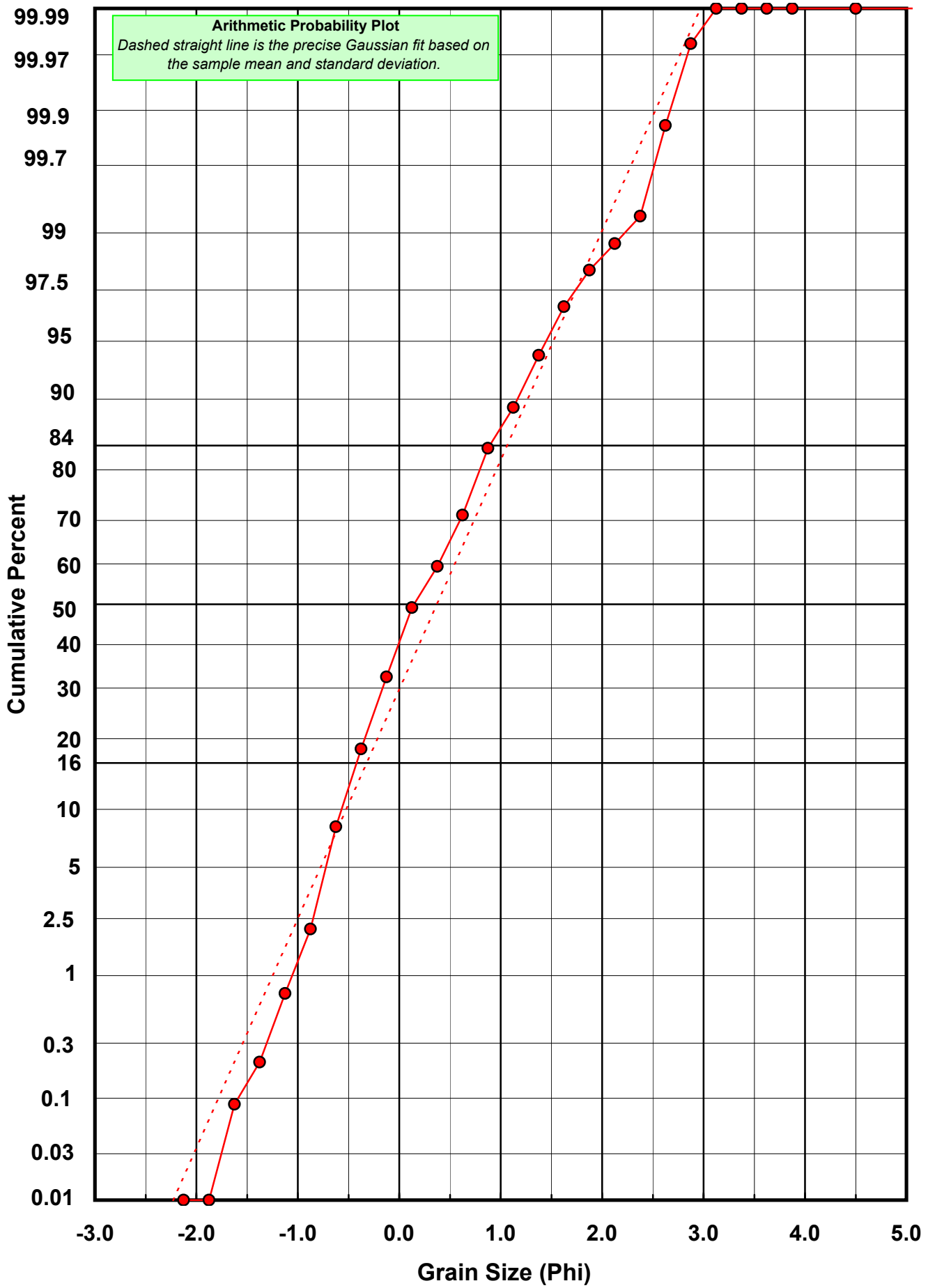
Statistical Results			
Mean:	0.3718	phi	(0.7728 mm)
Standard Dev:	0.6979	phi-units	(0.6165 mm)
Skewness:	0.5272	dimensionless	
Kurtosis:	3.2367	dimensionless	
5th Moment:	4.9355	dimensionless	
6th Moment:	20.1513	dimensionless	
RARD *	1.8770	dimensionless	
Median	0.1461	phi	(0.9037 mm)

\* RARD = reciprocal absolute relative dispersion (see below)

Statistical Explanation	
Calculations based on the Method of Moments	
Skewness: 3rd Stand. Moment; Exact Gaussian = 0.0	
Kurtosis: 4th Stand. Moment; Exact Gaussian = 3.0	
For Further Explanation, See Calculation Sheets	
Millimeter data calculated by $mm = 2^{(-phi)}$	

Reciprocal Absolute Relative Dispersion (RARD) Scale	
< 0.5	Excellent homogeneity (e.g., beaches)
0.5 to 1.0	Good homogeneity
1.0 to 1.33	Fair homogeneity
> 1.33	Poor homogeneity (e.g., glacial)





# Post-Digestion Grain Size Distribution

Onshore Grab Sample

Sample: VO-49-BB

Total Digested Mass: 39.545 grams

% Silica: 47.9 %

Sieve Size (phi)	Sieve Midpt (phi)	Weight (grams)	Freq Weight %	Cumulative Weight %
-2.00	-2.125	0.000	0.000	0.000
-1.75	-1.875	0.000	0.000	0.000
-1.50	-1.625	0.000	0.000	0.000
-1.25	-1.375	0.000	0.000	0.000
-1.00	-1.125	0.000	0.000	0.000
-0.75	-0.875	0.000	0.000	0.000
-0.50	-0.625	0.139	0.351	0.351
-0.25	-0.375	0.687	1.737	2.089
0.00	-0.125	2.408	6.089	8.178
0.25	0.125	3.973	10.047	18.225
0.50	0.375	3.794	9.594	27.819
0.75	0.625	3.261	8.246	36.065
1.00	0.875	3.561	9.005	45.070
1.25	1.125	2.277	5.758	50.828
1.50	1.375	2.234	5.649	56.477
1.75	1.625	2.483	6.279	62.756
2.00	1.875	3.707	9.374	72.130
2.25	2.125	3.854	9.746	81.876
2.50	2.375	3.792	9.589	91.465
2.75	2.625	2.442	6.175	97.641
3.00	2.875	0.767	1.940	99.580
3.25	3.125	0.115	0.291	99.871
3.50	3.375	0.029	0.073	99.944
3.75	3.625	0.014	0.035	99.980
4.00	3.875	0.008	0.020	100.000
5.00	4.500	0.000	0.000	100.000

Statistical Results			
Mean:	1.2491	phi	(0.4207 mm)
Standard Dev:	0.9322	phi-units	(0.5241 mm)
Skewness:	0.0258	dimensionless	
Kurtosis:	1.7228	dimensionless	
5th Moment:	0.1396	dimensionless	
6th Moment:	3.8759	dimensionless	
RARD *	0.7462	dimensionless	
Median	1.0890	phi	(0.4701 mm)

\* RARD = reciprocal absolute relative dispersion (see below)

Statistical Explanation	
Calculations based on the Method of Moments	
Skewness: 3rd Stand. Moment; Exact Gaussian = 0.0	
Kurtosis: 4th Stand. Moment; Exact Gaussian = 3.0	
For Further Explanation, See Calculation Sheets	
Millimeter data calculated by $mm = 2^{(-phi)}$	

Reciprocal Absolute Relative Dispersion (RARD) Scale	
< 0.5	Excellent homogeneity (e.g., beaches)
0.5 to 1.0	Good homogeneity
1.0 to 1.33	Fair homogeneity
> 1.33	Poor homogeneity (e.g., glacial)

