

Onshore Grab Sample

Sample: VO-45-BB
Sample Taken By: J. Ladner
Sample Collected On: 12/3/03
Splits? N/A

County: Volusia
Latitude: 28° 54' 41.04"
Longitude: 80° 48' 42.48"
Datum: NAD 83
Surf. Elev: N/A
Datum: N/A

Fine Data Summary

Total Sample Weight 79.53 grams
Total Fines in Sample 0.241 grams
Total Percent Fines 0.30 %

Dry Sieving Summary

Total Sample Weight 79.383 grams
Total Digested Weight 36.284 grams
Total Carbonate Weight 43.099 grams
Total Silica % 45.71 %
Total Carbonate % 54.29 %
Carbonate/Silica Ratio 1.188

General Comments:

-2.00 phi: Organics Only

Description

Worked By: M. Lachance

Pre-Digestion Grain Size Distribution

Onshore Grab Sample

Sample: VO-45-BB

Total Sample Mass: 79.383 grams

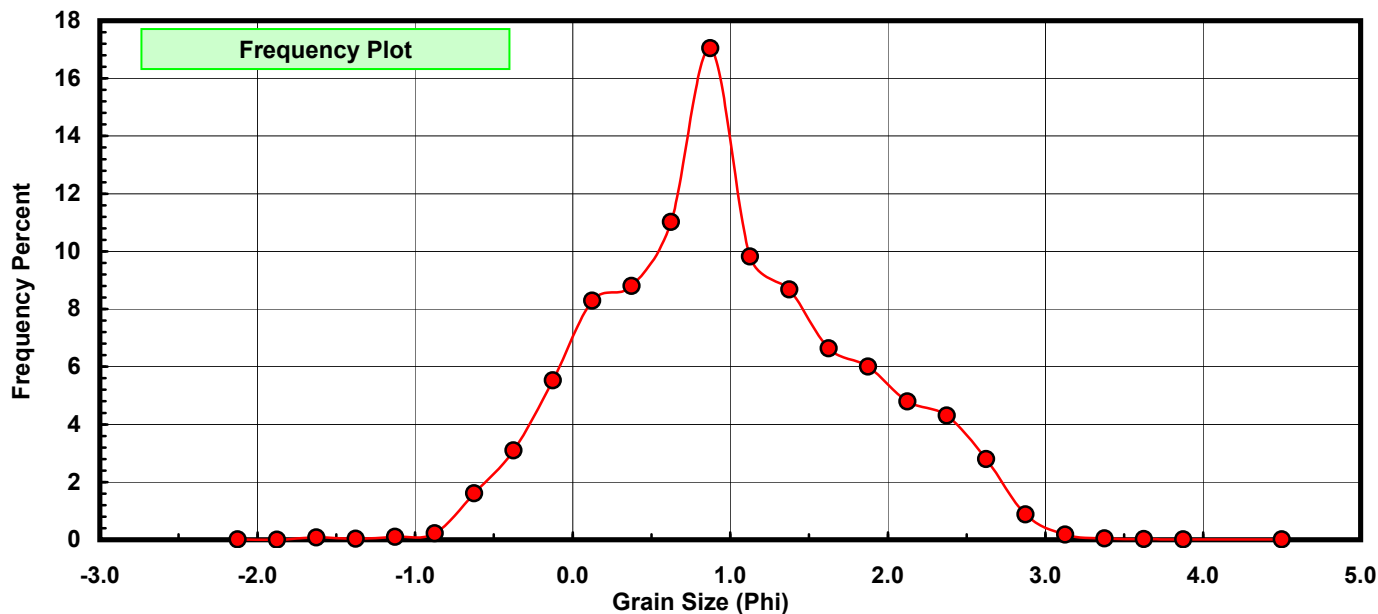
Sieve Size (phi)	Sieve Midpt (phi)	Weight (grams)	Freq Weight %	Cumulative Weight %
-2.00	-2.125	0.011	0.014	0.014
-1.75	-1.875	0.000	0.000	0.014
-1.50	-1.625	0.058	0.073	0.087
-1.25	-1.375	0.027	0.034	0.121
-1.00	-1.125	0.078	0.098	0.219
-0.75	-0.875	0.179	0.225	0.445
-0.50	-0.625	1.279	1.611	2.056
-0.25	-0.375	2.455	3.093	5.148
0.00	-0.125	4.383	5.521	10.670
0.25	0.125	6.581	8.290	18.960
0.50	0.375	6.987	8.802	27.762
0.75	0.625	8.749	11.021	38.783
1.00	0.875	13.535	17.050	55.833
1.25	1.125	7.796	9.821	65.654
1.50	1.375	6.887	8.676	74.330
1.75	1.625	5.270	6.639	80.968
2.00	1.875	4.762	5.999	86.967
2.25	2.125	3.808	4.797	91.764
2.50	2.375	3.418	4.306	96.070
2.75	2.625	2.219	2.795	98.865
3.00	2.875	0.692	0.872	99.737
3.25	3.125	0.141	0.178	99.914
3.50	3.375	0.034	0.043	99.957
3.75	3.625	0.016	0.020	99.977
4.00	3.875	0.010	0.013	99.990
5.00	4.500	0.008	0.010	100.000

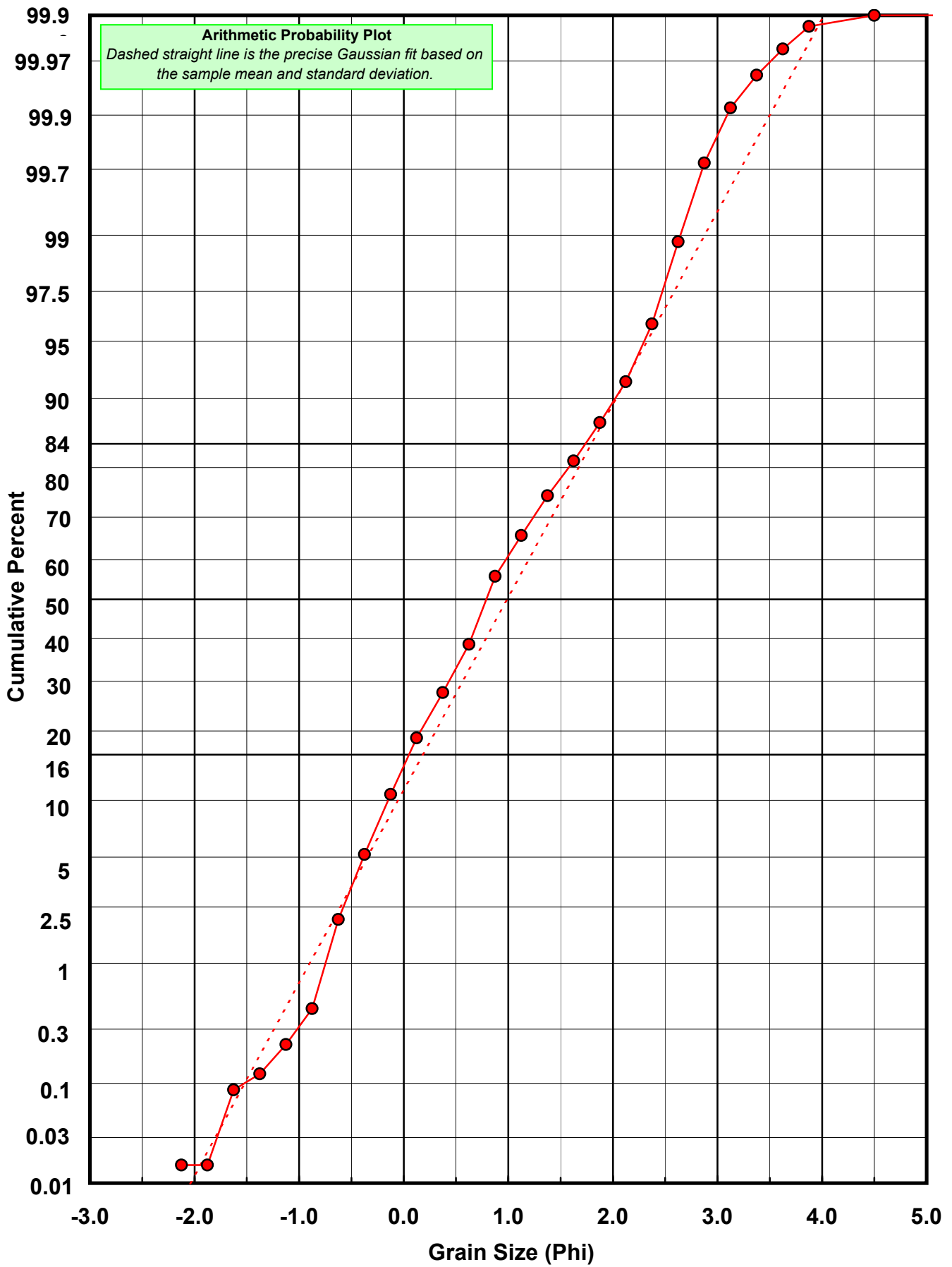
Statistical Results			
Mean:	0.9893	phi	(0.5037 mm)
Standard Dev:	0.8137	phi-units	(0.5689 mm)
Skewness:	0.2180	dimensionless	
Kurtosis:	2.6577	dimensionless	
5th Moment:	1.1061	dimensionless	
6th Moment:	11.0850	dimensionless	
RARD *	0.8225	dimensionless	
Median	0.7895	phi	(0.5786 mm)

* RARD = reciprocal absolute relative dispersion (see below)

Statistical Explanation
Calculations based on the Method of Moments
Skewness: 3rd Stand. Moment; Exact Gaussian = 0.0
Kurtosis: 4th Stand. Moment; Exact Gaussian = 3.0
For Further Explanation, See Calculation Sheets
Millimeter data calculated by $mm = 2^{(-phi)}$

Reciprocal Absolute Relative Dispersion (RARD) Scale	
< 0.5	Excellent homogeneity (e.g., beaches)
0.5 to 1.0	Good homogeneity
1.0 to 1.33	Fair homogeneity
> 1.33	Poor homogeneity (e.g., glacial)





Carbonate Grain Size Distribution

Onshore Grab Sample

Sample: VO-45-BB

Total Carbonate Mass: 43.111 grams

% Carbonate: 54.3 %

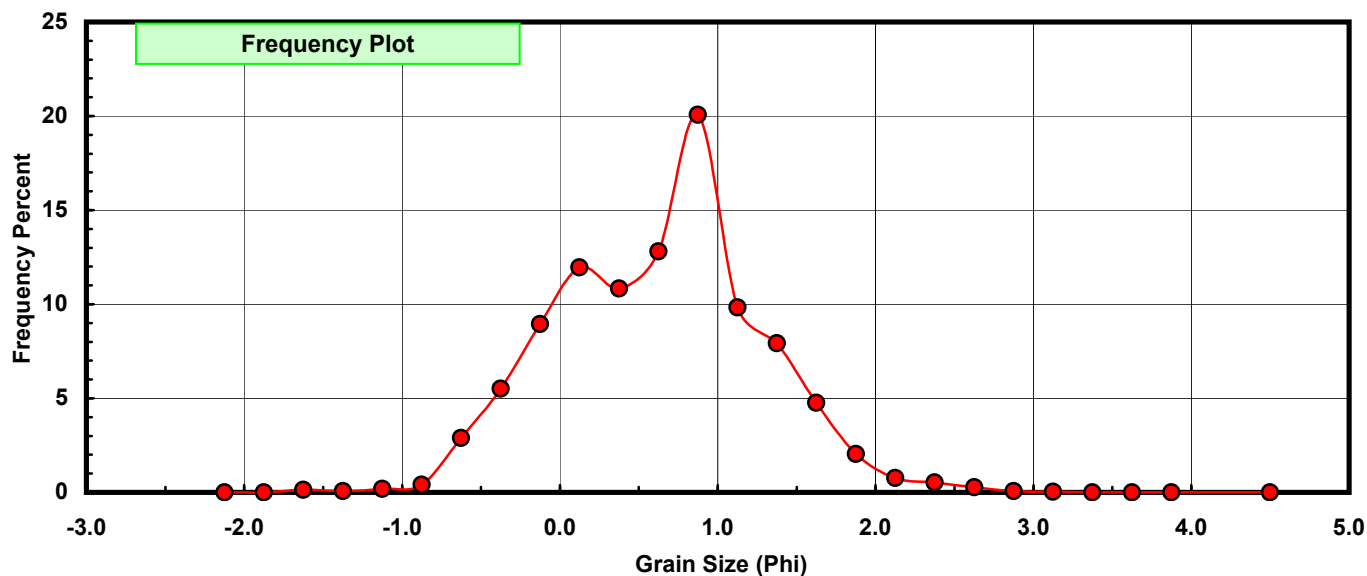
Sieve Size (phi)	Sieve Midpt (phi)	Weight (grams)	Freq Weight %	Cumulative Weight %
-2.00	-2.125	0.001	0.002	0.002
-1.75	-1.875	0.000	0.000	0.002
-1.50	-1.625	0.058	0.135	0.137
-1.25	-1.375	0.027	0.063	0.199
-1.00	-1.125	0.078	0.181	0.380
-0.75	-0.875	0.179	0.415	0.796
-0.50	-0.625	1.246	2.890	3.686
-0.25	-0.375	2.379	5.518	9.204
0.00	-0.125	3.854	8.940	18.144
0.25	0.125	5.155	11.958	30.101
0.50	0.375	4.668	10.828	40.929
0.75	0.625	5.522	12.809	53.738
1.00	0.875	8.648	20.060	73.798
1.25	1.125	4.236	9.826	83.624
1.50	1.375	3.413	7.917	91.540
1.75	1.625	2.055	4.767	96.307
2.00	1.875	0.878	2.037	98.344
2.25	2.125	0.328	0.761	99.105
2.50	2.375	0.228	0.529	99.634
2.75	2.625	0.115	0.267	99.900
3.00	2.875	0.026	0.060	99.961
3.25	3.125	0.017	0.039	100.000
3.50	3.375	0.000	0.000	100.000
3.75	3.625	0.000	0.000	100.000
4.00	3.875	0.000	0.000	100.000
5.00	4.500	0.000	0.000	100.000

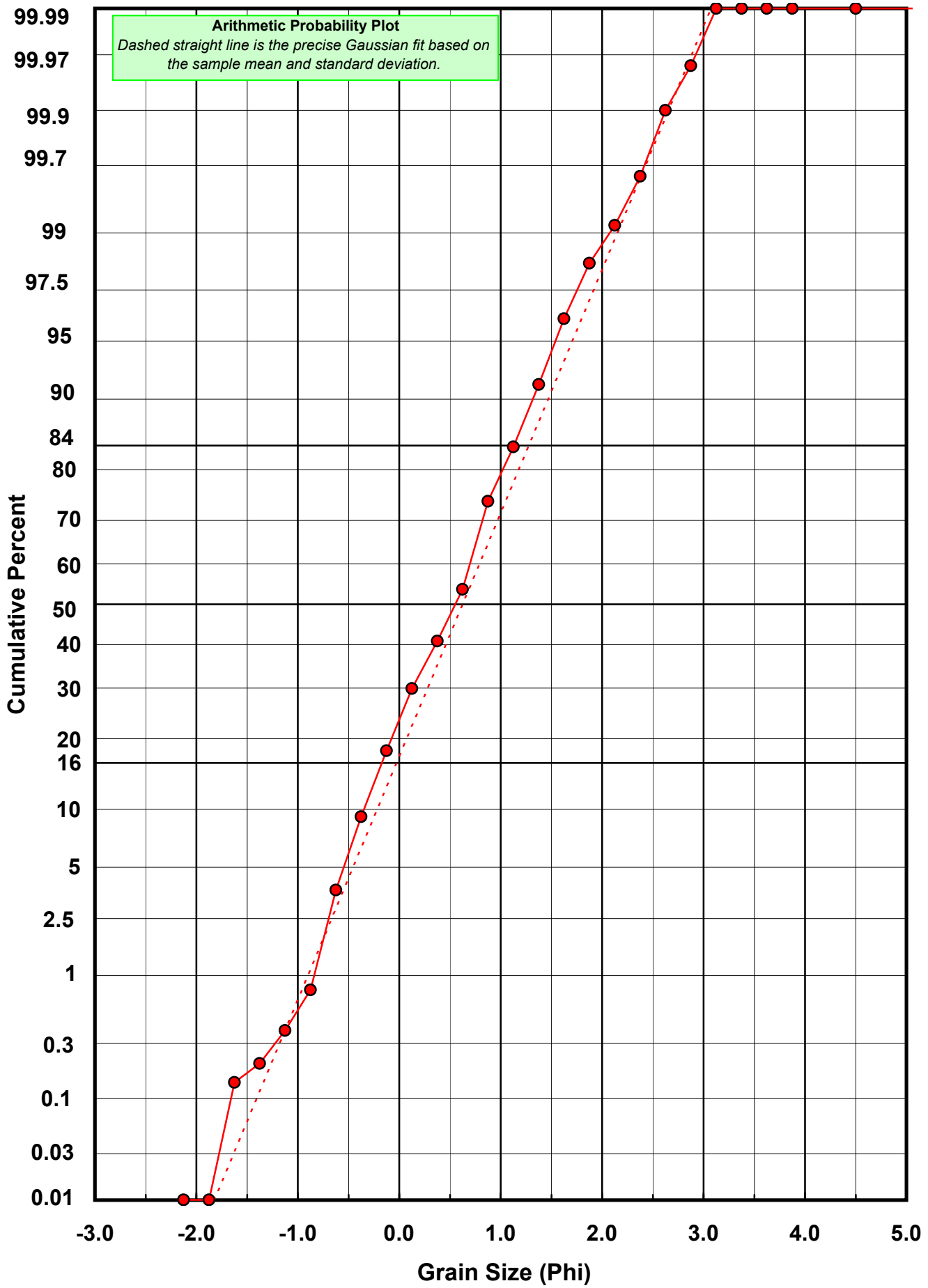
Statistical Results			
Mean:	0.6262	phi	(0.6479 mm)
Standard Dev:	0.6575	phi-units	(0.634 mm)
Skewness:	0.0456	dimensionless	
Kurtosis:	2.9398	dimensionless	
5th Moment:	0.8416	dimensionless	
6th Moment:	15.6008	dimensionless	
RARD *	1.0500	dimensionless	
Median	0.5520	phi	(0.6821 mm)

* RARD = reciprocal absolute relative dispersion (see below)

Statistical Explanation	
Calculations based on the Method of Moments	
Skewness: 3rd Stand. Moment; Exact Gaussian = 0.0	
Kurtosis: 4th Stand. Moment; Exact Gaussian = 3.0	
For Further Explanation, See Calculation Sheets	
Millimeter data calculated by $mm = 2^{(-phi)}$	

Reciprocal Absolute Relative Dispersion (RARD) Scale	
< 0.5	Excellent homogeneity (e.g., beaches)
0.5 to 1.0	Good homogeneity
1.0 to 1.33	Fair homogeneity
> 1.33	Poor homogeneity (e.g., glacial)





Post-Digestion Grain Size Distribution

Onshore Grab Sample

Sample: VO-45-BB

Total Digested Mass: 36.277 grams

% Silica: 45.7 %

Sieve Size (phi)	Sieve Midpt (phi)	Weight (grams)	Freq Weight %	Cumulative Weight %
-2.00	-2.125	0.010	0.028	0.028
-1.75	-1.875	0.000	0.000	0.028
-1.50	-1.625	0.000	0.000	0.028
-1.25	-1.375	0.000	0.000	0.028
-1.00	-1.125	0.000	0.000	0.028
-0.75	-0.875	0.000	0.000	0.028
-0.50	-0.625	0.033	0.091	0.119
-0.25	-0.375	0.076	0.209	0.328
0.00	-0.125	0.529	1.458	1.786
0.25	0.125	1.426	3.931	5.717
0.50	0.375	2.319	6.392	12.110
0.75	0.625	3.227	8.895	21.005
1.00	0.875	4.887	13.471	34.476
1.25	1.125	3.560	9.813	44.290
1.50	1.375	3.474	9.576	53.866
1.75	1.625	3.215	8.862	62.728
2.00	1.875	3.884	10.707	73.435
2.25	2.125	3.480	9.593	83.028
2.50	2.375	3.190	8.793	91.821
2.75	2.625	2.104	5.800	97.621
3.00	2.875	0.666	1.836	99.457
3.25	3.125	0.124	0.342	99.799
3.50	3.375	0.041	0.113	99.912
3.75	3.625	0.018	0.050	99.961
4.00	3.875	0.014	0.039	100.000
5.00	4.500	0.000	0.000	100.000

Statistical Results			
Mean:	1.4209	phi	(0.3735 mm)
Standard Dev:	0.7759	phi-units	(0.584 mm)
Skewness:	0.0012	dimensionless	
Kurtosis:	2.2037	dimensionless	
5th Moment:	-0.4321	dimensionless	
6th Moment:	8.9443	dimensionless	
RARD *	0.5460	dimensionless	
Median	1.2741	phi	(0.4135 mm)

* RARD = reciprocal absolute relative dispersion (see below)

Statistical Explanation	
Calculations based on the Method of Moments	
Skewness: 3rd Stand. Moment; Exact Gaussian = 0.0	
Kurtosis: 4th Stand. Moment; Exact Gaussian = 3.0	
For Further Explanation, See Calculation Sheets	
Millimeter data calculated by $mm = 2^{(-phi)}$	

Reciprocal Absolute Relative Dispersion (RARD) Scale	
< 0.5	Excellent homogeneity (e.g., beaches)
0.5 to 1.0	Good homogeneity
1.0 to 1.33	Fair homogeneity
> 1.33	Poor homogeneity (e.g., glacial)

