

Onshore Grab Sample

Sample: VO-43-BB
Sample Taken By: J. Ladner
Sample Collected On: 12/3/03
Splits? N/A

County: Volusia
Latitude: 28° 56' 3.12"
Longitude: 80° 49' 38.70"
Datum: NAD 83
Surf. Elev: N/A
Datum: N/A

Fine Data Summary

Total Sample Weight 98.06 grams
Total Fines in Sample 0.474 grams
Total Percent Fines 0.48 %

Dry Sieving Summary

Total Sample Weight 97.665 grams
Total Digested Weight 53.081 grams
Total Carbonate Weight 44.584 grams
Total Silica % 54.35 %
Total Carbonate % 45.65 %
Carbonate/Silica Ratio 0.840

General Comments:

Pre-Digestion: -2.00 phi: Organics Only; Post-Digestion: -1.75 through -0.75 phi: Organics Only

Description

Worked By: M. Lachance

Pre-Digestion Grain Size Distribution

Onshore Grab Sample

Sample: VO-43-BB

Total Sample Mass: 97.665 grams

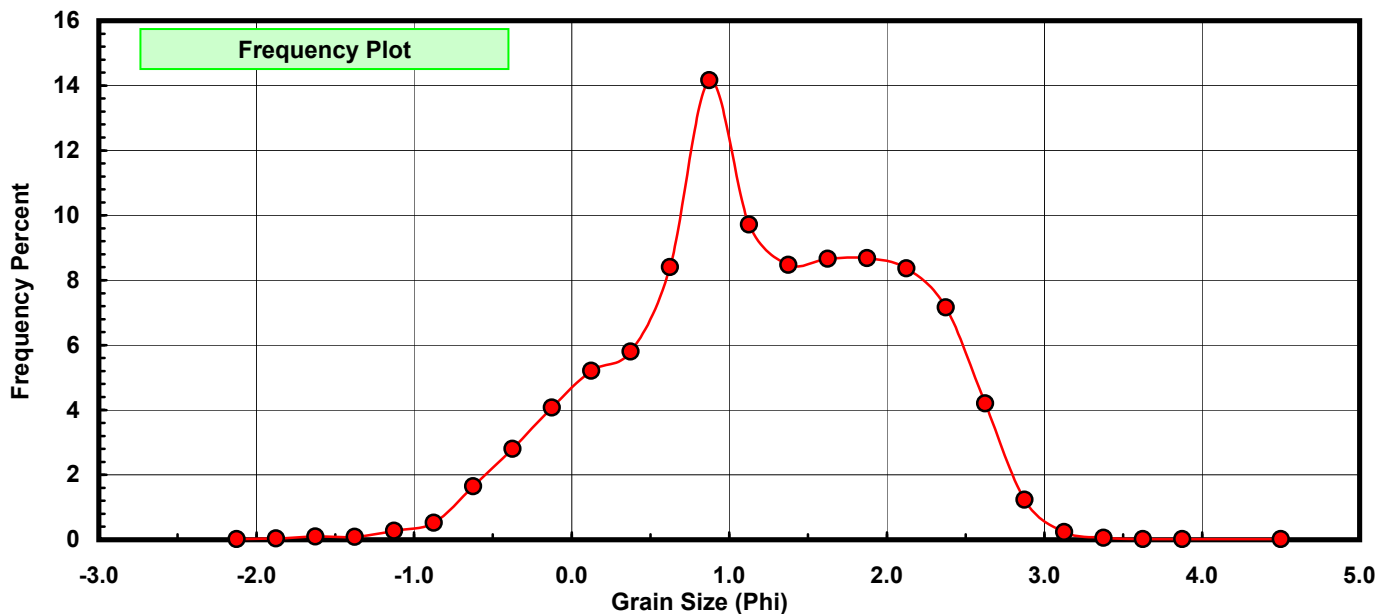
Sieve Size (phi)	Sieve Midpt (phi)	Weight (grams)	Freq Weight %	Cumulative Weight %
-2.00	-2.125	0.020	0.020	0.020
-1.75	-1.875	0.043	0.044	0.065
-1.50	-1.625	0.100	0.102	0.167
-1.25	-1.375	0.086	0.088	0.255
-1.00	-1.125	0.269	0.275	0.530
-0.75	-0.875	0.513	0.525	1.056
-0.50	-0.625	1.606	1.644	2.700
-0.25	-0.375	2.738	2.803	5.504
0.00	-0.125	3.976	4.071	9.575
0.25	0.125	5.089	5.211	14.785
0.50	0.375	5.661	5.796	20.582
0.75	0.625	8.211	8.407	28.989
1.00	0.875	13.837	14.168	43.157
1.25	1.125	9.490	9.717	52.874
1.50	1.375	8.280	8.478	61.352
1.75	1.625	8.458	8.660	70.012
2.00	1.875	8.479	8.682	78.693
2.25	2.125	8.167	8.362	87.056
2.50	2.375	6.994	7.161	94.217
2.75	2.625	4.100	4.198	98.415
3.00	2.875	1.206	1.235	99.650
3.25	3.125	0.233	0.239	99.888
3.50	3.375	0.055	0.056	99.945
3.75	3.625	0.024	0.025	99.969
4.00	3.875	0.015	0.015	99.985
5.00	4.500	0.015	0.015	100.000

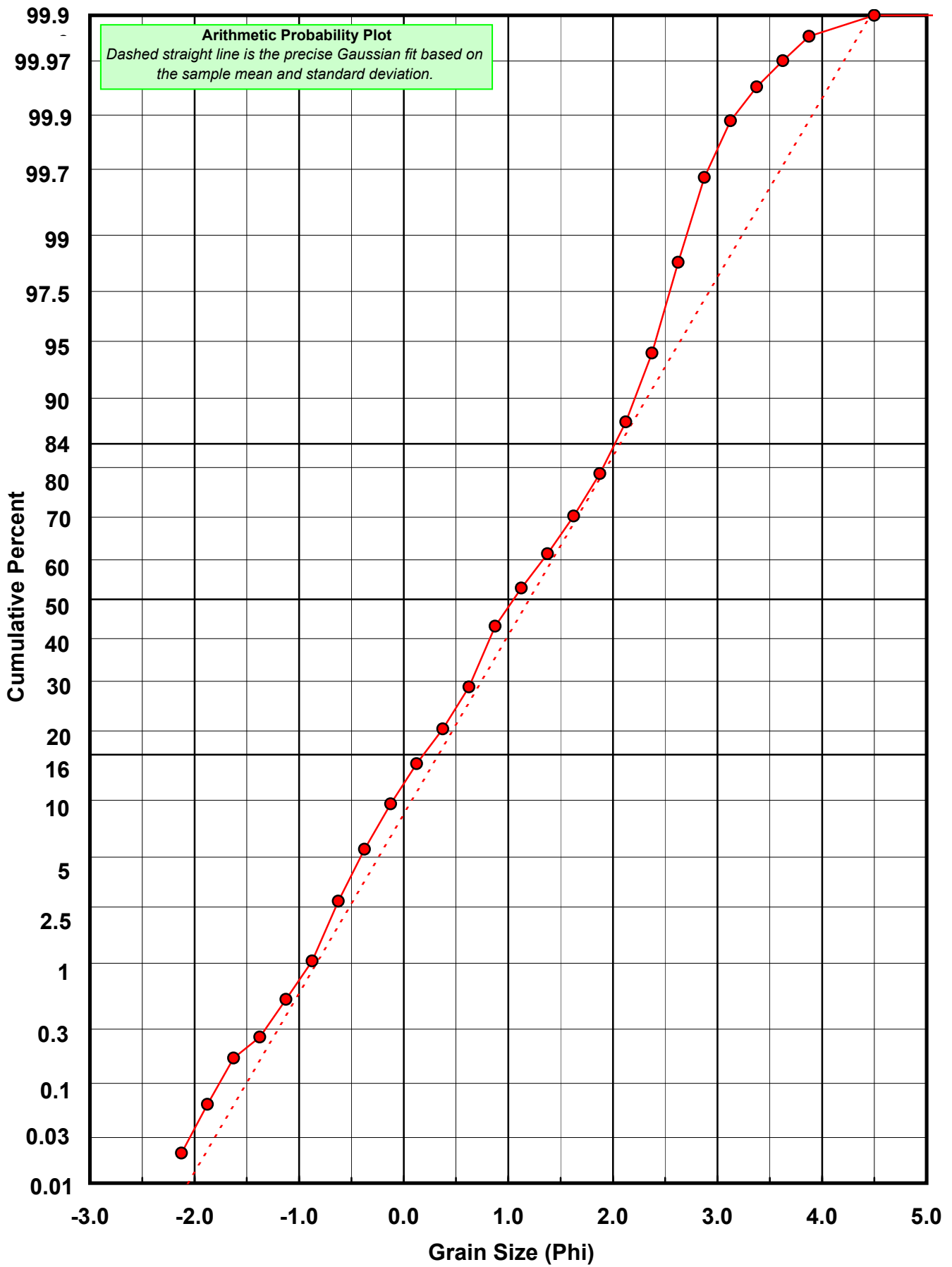
Statistical Results			
Mean:	1.2015	phi	(0.4348 mm)
Standard Dev:	0.8766	phi-units	(0.5447 mm)
Skewness:	-0.2029	dimensionless	
Kurtosis:	2.5727	dimensionless	
5th Moment:	-1.8152	dimensionless	
6th Moment:	11.1474	dimensionless	
RARD *	0.7296	dimensionless	
Median	1.0511	phi	(0.4826 mm)

* RARD = reciprocal absolute relative dispersion (see below)

Statistical Explanation
Calculations based on the Method of Moments
Skewness: 3rd Stand. Moment; Exact Gaussian = 0.0
Kurtosis: 4th Stand. Moment; Exact Gaussian = 3.0
For Further Explanation, See Calculation Sheets
Millimeter data calculated by $mm = 2^{(-\phi)}$

Reciprocal Absolute Relative Dispersion (RARD) Scale	
< 0.5	Excellent homogeneity (e.g., beaches)
0.5 to 1.0	Good homogeneity
1.0 to 1.33	Fair homogeneity
> 1.33	Poor homogeneity (e.g., glacial)





Carbonate Grain Size Distribution

Onshore Grab Sample

Sample: VO-43-BB

Total Carbonate Mass: 44.581 grams

% Carbonate: 45.6 %

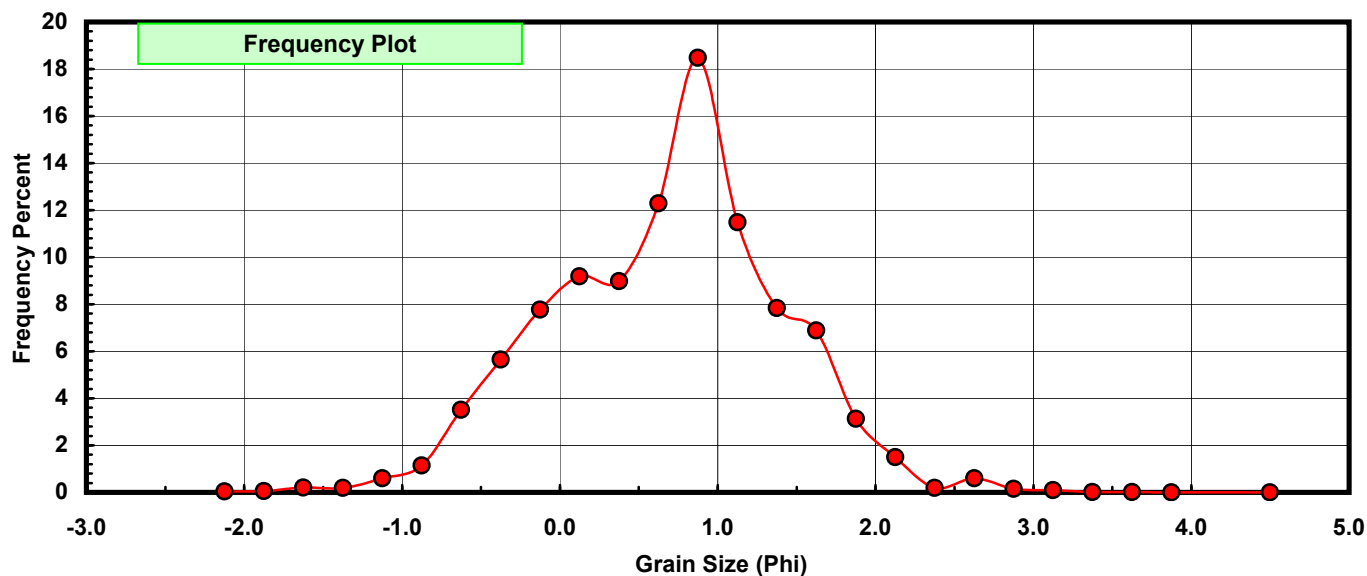
Sieve Size (phi)	Sieve Midpt (phi)	Weight (grams)	Freq Weight %	Cumulative Weight %
-2.00	-2.125	0.020	0.045	0.045
-1.75	-1.875	0.027	0.061	0.105
-1.50	-1.625	0.091	0.204	0.310
-1.25	-1.375	0.086	0.193	0.502
-1.00	-1.125	0.269	0.603	1.106
-0.75	-0.875	0.509	1.142	2.248
-0.50	-0.625	1.565	3.510	5.758
-0.25	-0.375	2.518	5.648	11.406
0.00	-0.125	3.464	7.770	19.176
0.25	0.125	4.093	9.181	28.357
0.50	0.375	4.005	8.984	37.341
0.75	0.625	5.476	12.283	49.624
1.00	0.875	8.234	18.470	68.094
1.25	1.125	5.120	11.485	79.579
1.50	1.375	3.496	7.842	87.421
1.75	1.625	3.070	6.886	94.307
2.00	1.875	1.396	3.131	97.438
2.25	2.125	0.667	1.496	98.935
2.50	2.375	0.083	0.186	99.121
2.75	2.625	0.266	0.597	99.717
3.00	2.875	0.066	0.148	99.865
3.25	3.125	0.041	0.092	99.957
3.50	3.375	0.009	0.020	99.978
3.75	3.625	0.008	0.018	99.996
4.00	3.875	0.002	0.004	100.000
5.00	4.500	0.000	0.000	100.000

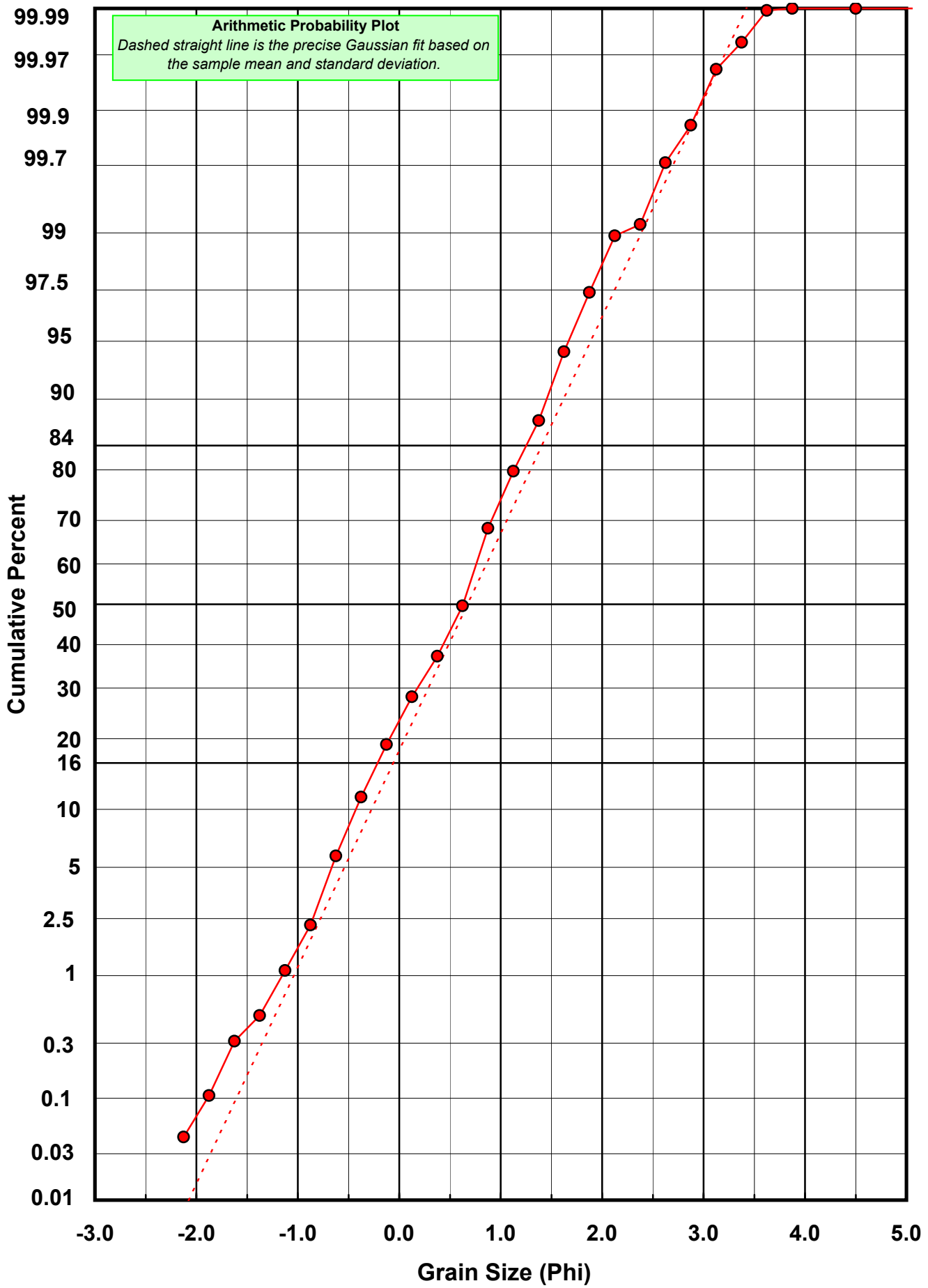
Statistical Results			
Mean:	0.6740	phi	(0.6268 mm)
Standard Dev:	0.7383	phi-units	(0.5994 mm)
Skewness:	-0.1199	dimensionless	
Kurtosis:	3.0745	dimensionless	
5th Moment:	-0.5111	dimensionless	
6th Moment:	17.2877	dimensionless	
RARD *	1.0953	dimensionless	
Median	0.6301	phi	(0.6461 mm)

* RARD = reciprocal absolute relative dispersion (see below)

Statistical Explanation	
Calculations based on the Method of Moments	
Skewness: 3rd Stand. Moment; Exact Gaussian = 0.0	
Kurtosis: 4th Stand. Moment; Exact Gaussian = 3.0	
For Further Explanation, See Calculation Sheets	
Millimeter data calculated by $mm = 2^{(-phi)}$	

Reciprocal Absolute Relative Dispersion (RARD) Scale	
< 0.5	Excellent homogeneity (e.g., beaches)
0.5 to 1.0	Good homogeneity
1.0 to 1.33	Fair homogeneity
> 1.33	Poor homogeneity (e.g., glacial)





Post-Digestion Grain Size Distribution

Onshore Grab Sample

Sample: VO-43-BB

Total Digested Mass: 53.069 grams

% Silica: 54.4 %

Sieve Size (phi)	Sieve Midpt (phi)	Weight (grams)	Freq Weight %	Cumulative Weight %
-2.00	-2.125	0.000	0.000	0.000
-1.75	-1.875	0.016	0.030	0.030
-1.50	-1.625	0.009	0.017	0.047
-1.25	-1.375	0.000	0.000	0.047
-1.00	-1.125	0.000	0.000	0.047
-0.75	-0.875	0.004	0.008	0.055
-0.50	-0.625	0.041	0.077	0.132
-0.25	-0.375	0.220	0.415	0.546
0.00	-0.125	0.512	0.965	1.511
0.25	0.125	0.996	1.877	3.388
0.50	0.375	1.656	3.120	6.509
0.75	0.625	2.735	5.154	11.662
1.00	0.875	5.603	10.558	22.220
1.25	1.125	4.370	8.235	30.455
1.50	1.375	4.784	9.015	39.469
1.75	1.625	5.388	10.153	49.622
2.00	1.875	7.083	13.347	62.969
2.25	2.125	7.500	14.133	77.102
2.50	2.375	6.911	13.023	90.124
2.75	2.625	3.834	7.225	97.349
3.00	2.875	1.140	2.148	99.497
3.25	3.125	0.192	0.362	99.859
3.50	3.375	0.046	0.087	99.945
3.75	3.625	0.016	0.030	99.976
4.00	3.875	0.013	0.024	100.000
5.00	4.500	0.000	0.000	100.000

Statistical Results			
Mean:	1.6436	phi	(0.3201 mm)
Standard Dev:	0.7278	phi-units	(0.6038 mm)
Skewness:	-0.4328	dimensionless	
Kurtosis:	2.6486	dimensionless	
5th Moment:	-3.5346	dimensionless	
6th Moment:	15.0262	dimensionless	
RARD *	0.4428	dimensionless	
Median	1.6321	phi	(0.3226 mm)

* RARD = reciprocal absolute relative dispersion (see below)

Statistical Explanation	
Calculations based on the Method of Moments	
Skewness: 3rd Stand. Moment; Exact Gaussian = 0.0	
Kurtosis: 4th Stand. Moment; Exact Gaussian = 3.0	
For Further Explanation, See Calculation Sheets	
Millimeter data calculated by $mm = 2^{(-phi)}$	

Reciprocal Absolute Relative Dispersion (RARD) Scale	
< 0.5	Excellent homogeneity (e.g., beaches)
0.5 to 1.0	Good homogeneity
1.0 to 1.33	Fair homogeneity
> 1.33	Poor homogeneity (e.g., glacial)

