

**Onshore Grab Sample**

**Sample:** VO-42-SS  
**Sample Taken By:** J. Ladner  
**Sample Collected On:** 12/3/03  
**Splits?** N/A

**County:** Volusia  
**Latitude:** 28° 57' 45.66"  
**Longitude:** 80° 50' 7.50"  
**Datum:** NAD 83  
**Surf. Elev:** N/A  
**Datum:** N/A

**Fine Data Summary**

Total Sample Weight 85.184 grams  
Total Fines in Sample 0.740 grams  
Total Percent Fines 0.86 %

**Dry Sieving Summary**

Total Sample Weight 84.506 grams  
Total Digested Weight 27.976 grams  
Total Carbonate Weight 56.530 grams  
Total Silica % 33.11 %  
Total Carbonate % 66.89 %  
Carbonate/Silica Ratio 2.021

**General Comments:**

None

**Description**

Worked By: M. Lachance

# Pre-Digestion Grain Size Distribution

Onshore Grab Sample

Sample: VO-42-SS

Total Sample Mass: 84.506 grams

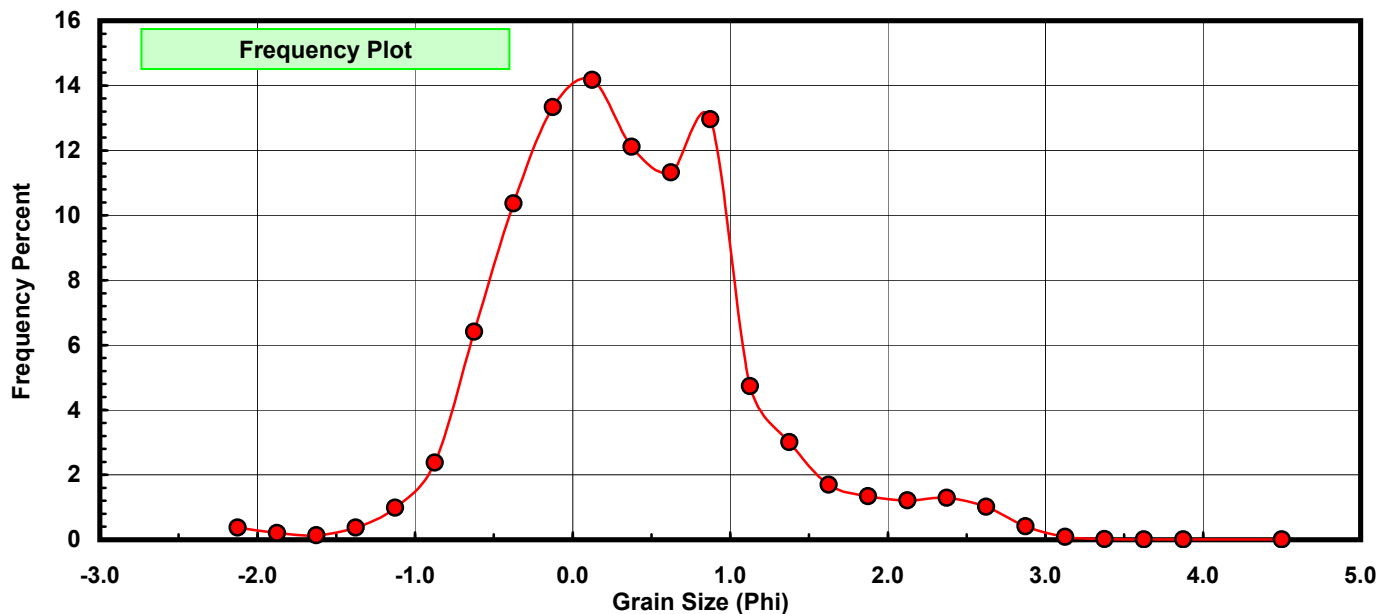
Sieve Size (phi)	Sieve Midpt (phi)	Weight (grams)	Freq Weight %	Cumulative Weight %
-2.00	-2.125	0.318	0.376	0.376
-1.75	-1.875	0.176	0.208	0.585
-1.50	-1.625	0.119	0.141	0.725
-1.25	-1.375	0.314	0.372	1.097
-1.00	-1.125	0.833	0.986	2.083
-0.75	-0.875	2.013	2.382	4.465
-0.50	-0.625	5.417	6.410	10.875
-0.25	-0.375	8.758	10.364	21.239
0.00	-0.125	11.272	13.339	34.577
0.25	0.125	11.982	14.179	48.756
0.50	0.375	10.233	12.109	60.866
0.75	0.625	9.566	11.320	72.185
1.00	0.875	10.955	12.964	85.149
1.25	1.125	4.002	4.736	89.885
1.50	1.375	2.541	3.007	92.892
1.75	1.625	1.435	1.698	94.590
2.00	1.875	1.136	1.344	95.934
2.25	2.125	1.026	1.214	97.148
2.50	2.375	1.091	1.291	98.439
2.75	2.625	0.857	1.014	99.453
3.00	2.875	0.348	0.412	99.865
3.25	3.125	0.076	0.090	99.955
3.50	3.375	0.019	0.022	99.978
3.75	3.625	0.005	0.006	99.983
4.00	3.875	0.009	0.011	99.994
5.00	4.500	0.005	0.006	100.000

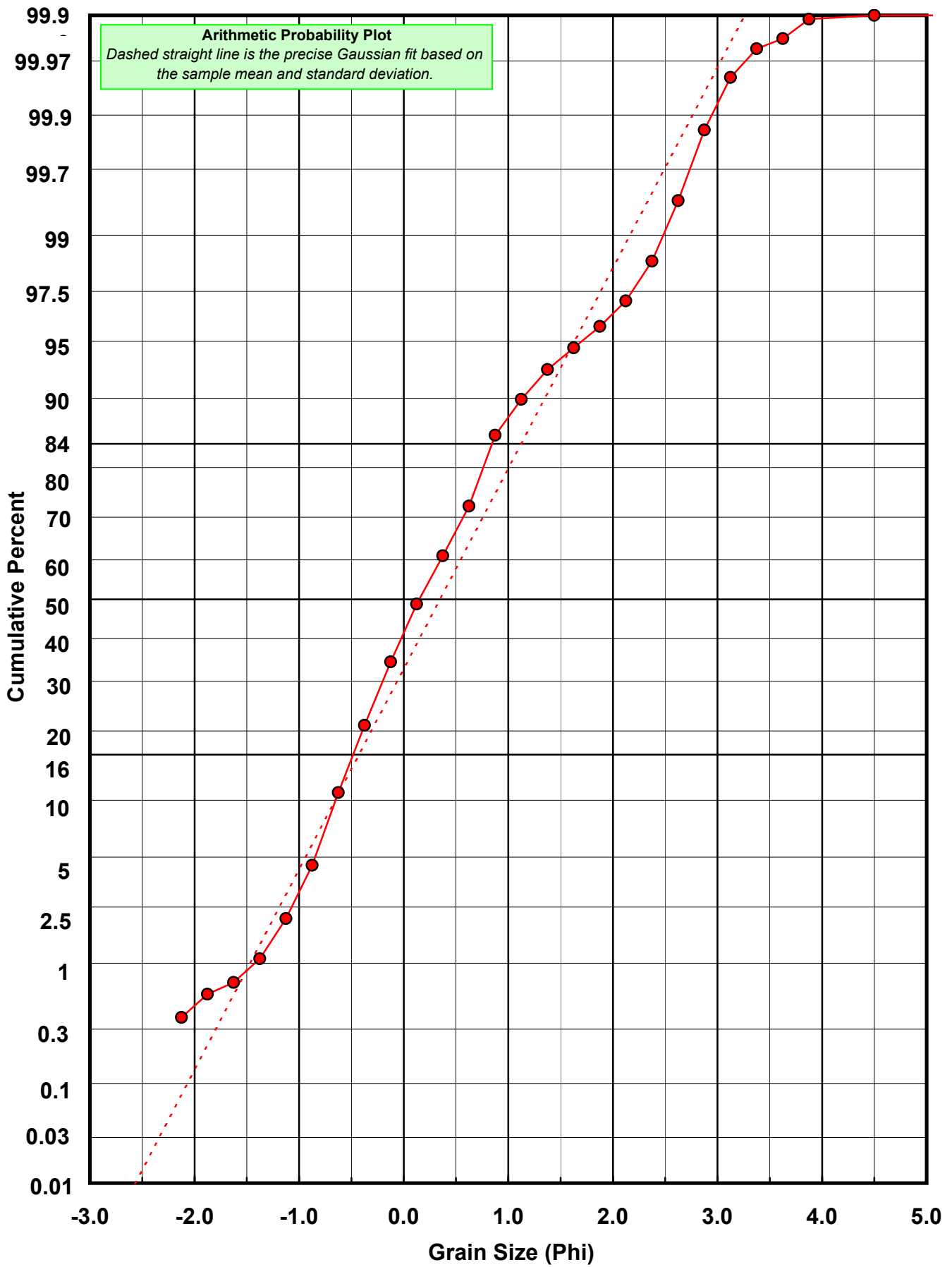
Statistical Results			
Mean:	0.3473	phi	(0.7861 mm)
Standard Dev:	0.7824	phi-units	(0.5814 mm)
Skewness:	0.5502	dimensionless	
Kurtosis:	4.0810	dimensionless	
5th Moment:	5.2326	dimensionless	
6th Moment:	29.8735	dimensionless	
RARD *	2.2530	dimensionless	
Median	0.1507	phi	(0.9008 mm)

\* RARD = reciprocal absolute relative dispersion (see below)

Statistical Explanation	
Calculations based on the Method of Moments	
Skewness: 3rd Stand. Moment; Exact Gaussian = 0.0	
Kurtosis: 4th Stand. Moment; Exact Gaussian = 3.0	
For Further Explanation, See Calculation Sheets	
Millimeter data calculated by $mm = 2^{(-phi)}$	

Reciprocal Absolute Relative Dispersion (RARD) Scale	
< 0.5	Excellent homogeneity (e.g., beaches)
0.5 to 1.0	Good homogeneity
1.0 to 1.33	Fair homogeneity
> 1.33	Poor homogeneity (e.g., glacial)





# Carbonate Grain Size Distribution

Onshore Grab Sample

Sample: VO-42-SS

Total Carbonate Mass: 56.562 grams

% Carbonate: 66.9 %

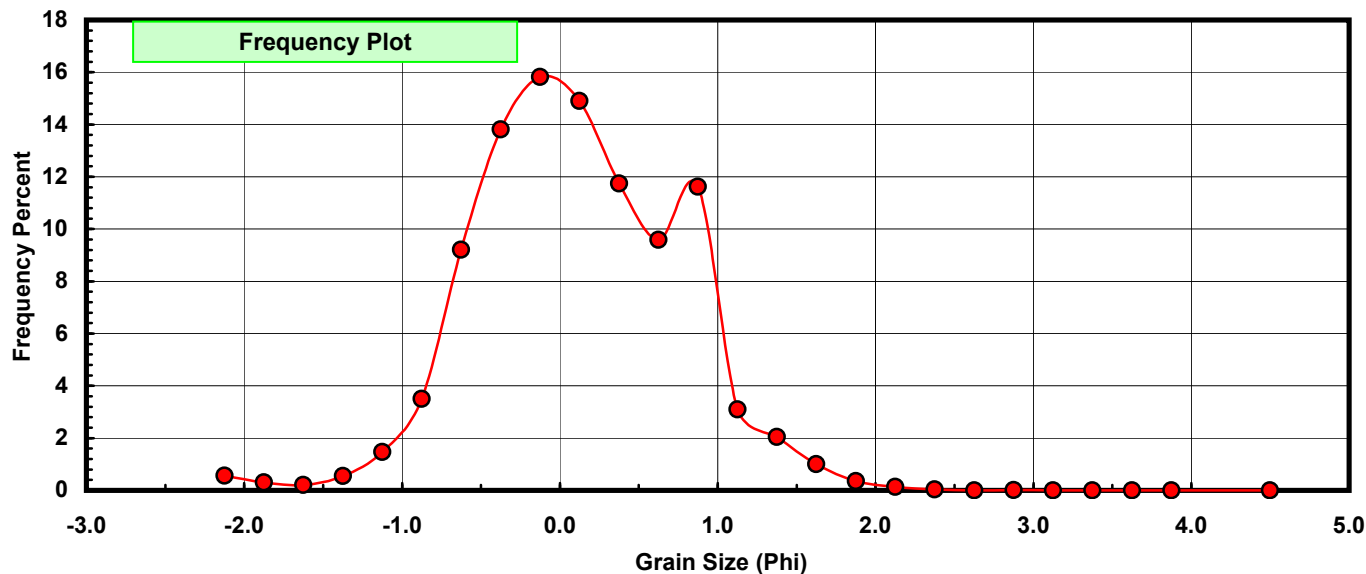
Sieve Size (phi)	Sieve Midpt (phi)	Weight (grams)	Freq Weight %	Cumulative Weight %
-2.00	-2.125	0.318	0.562	0.562
-1.75	-1.875	0.176	0.311	0.873
-1.50	-1.625	0.119	0.210	1.084
-1.25	-1.375	0.314	0.555	1.639
-1.00	-1.125	0.833	1.473	3.112
-0.75	-0.875	1.978	3.497	6.609
-0.50	-0.625	5.208	9.208	15.816
-0.25	-0.375	7.814	13.815	29.631
0.00	-0.125	8.948	15.820	45.451
0.25	0.125	8.430	14.904	60.355
0.50	0.375	6.645	11.748	72.103
0.75	0.625	5.422	9.586	81.689
1.00	0.875	6.571	11.617	93.306
1.25	1.125	1.753	3.099	96.406
1.50	1.375	1.157	2.046	98.451
1.75	1.625	0.568	1.004	99.455
2.00	1.875	0.200	0.354	99.809
2.25	2.125	0.077	0.136	99.945
2.50	2.375	0.021	0.037	99.982
2.75	2.625	0.000	0.000	99.982
3.00	2.875	0.010	0.018	100.000
3.25	3.125	0.000	0.000	100.000
3.50	3.375	0.000	0.000	100.000
3.75	3.625	0.000	0.000	100.000
4.00	3.875	0.000	0.000	100.000
5.00	4.500	0.000	0.000	100.000

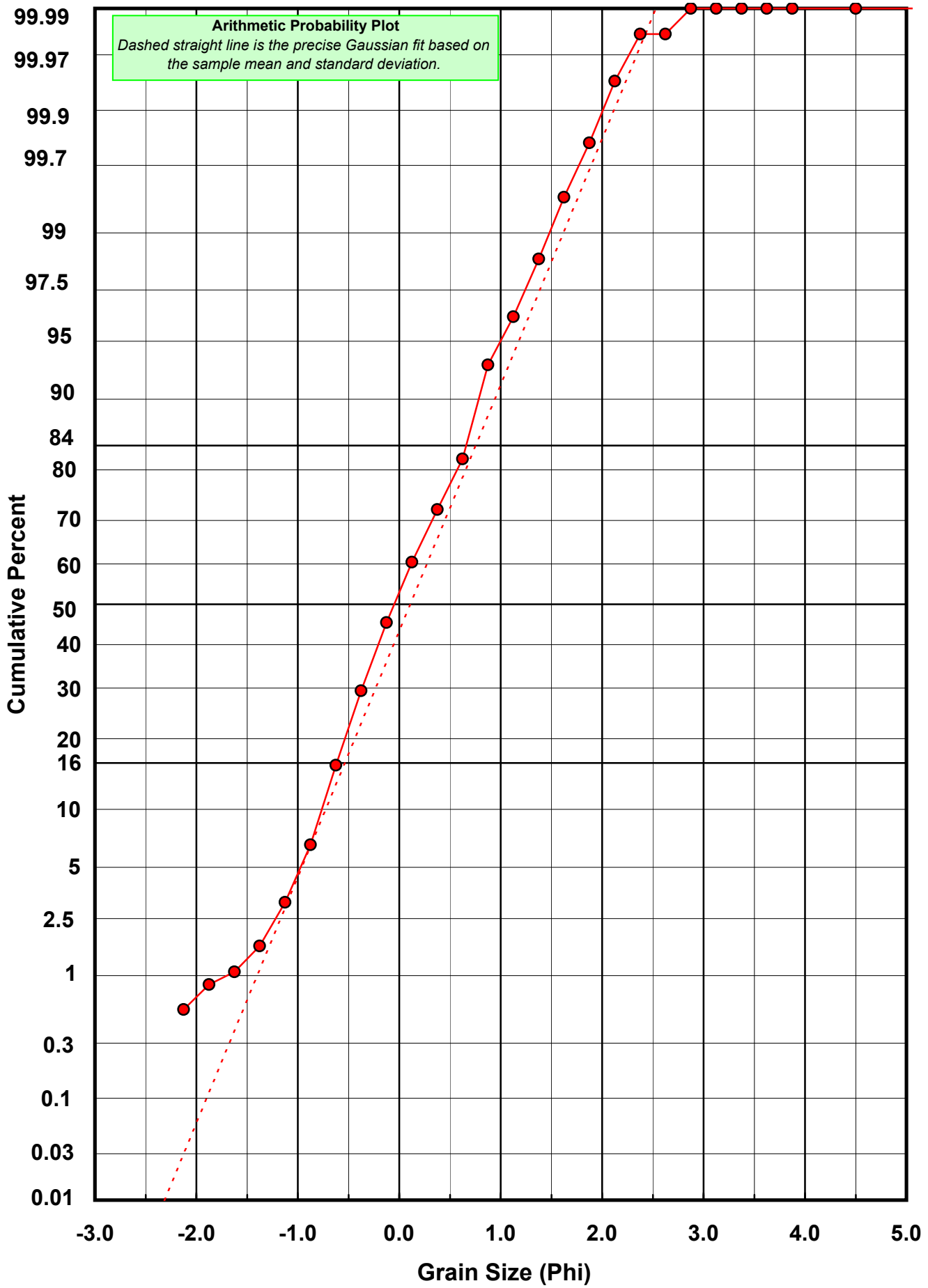
Statistical Results			
Mean:	0.1093	phi	(0.927 mm)
Standard Dev:	0.6504	phi-units	(0.6371 mm)
Skewness:	-0.0604	dimensionless	
Kurtosis:	3.4081	dimensionless	
5th Moment:	-1.8250	dimensionless	
6th Moment:	22.8586	dimensionless	
RARD *	5.9478	dimensionless	
Median	-0.0487	phi	(1.0343 mm)

\* RARD = reciprocal absolute relative dispersion (see below)

Statistical Explanation	
Calculations based on the Method of Moments	
Skewness: 3rd Stand. Moment; Exact Gaussian = 0.0	
Kurtosis: 4th Stand. Moment; Exact Gaussian = 3.0	
For Further Explanation, See Calculation Sheets	
Millimeter data calculated by $mm = 2^{(-phi)}$	

Reciprocal Absolute Relative Dispersion (RARD) Scale	
< 0.5	Excellent homogeneity (e.g., beaches)
0.5 to 1.0	Good homogeneity
1.0 to 1.33	Fair homogeneity
> 1.33	Poor homogeneity (e.g., glacial)





# Post-Digestion Grain Size Distribution

Onshore Grab Sample

Sample: VO-42-SS

Total Digested Mass: 27.967 grams

% Silica: 33.1 %

Sieve Size (phi)	Sieve Midpt (phi)	Weight (grams)	Freq Weight %	Cumulative Weight %
-2.00	-2.125	0.000	0.000	0.000
-1.75	-1.875	0.000	0.000	0.000
-1.50	-1.625	0.000	0.000	0.000
-1.25	-1.375	0.000	0.000	0.000
-1.00	-1.125	0.000	0.000	0.000
-0.75	-0.875	0.035	0.125	0.125
-0.50	-0.625	0.209	0.747	0.872
-0.25	-0.375	0.944	3.375	4.248
0.00	-0.125	2.324	8.310	12.558
0.25	0.125	3.552	12.701	25.258
0.50	0.375	3.588	12.829	38.088
0.75	0.625	4.144	14.817	52.905
1.00	0.875	4.384	15.676	68.581
1.25	1.125	2.249	8.042	76.622
1.50	1.375	1.384	4.949	81.571
1.75	1.625	0.867	3.100	84.671
2.00	1.875	0.936	3.347	88.018
2.25	2.125	0.949	3.393	91.411
2.50	2.375	1.070	3.826	95.237
2.75	2.625	0.872	3.118	98.355
3.00	2.875	0.338	1.209	99.564
3.25	3.125	0.076	0.272	99.836
3.50	3.375	0.023	0.082	99.918
3.75	3.625	0.012	0.043	99.961
4.00	3.875	0.011	0.039	100.000
5.00	4.500	0.000	0.000	100.000

Statistical Results			
Mean:	0.8305	phi	(0.5623 mm)
Standard Dev:	0.8174	phi-units	(0.5675 mm)
Skewness:	0.7781	dimensionless	
Kurtosis:	3.0120	dimensionless	
5th Moment:	4.8846	dimensionless	
6th Moment:	14.1836	dimensionless	
RARD *	0.9842	dimensionless	
Median	0.5760	phi	(0.6708 mm)

\* RARD = reciprocal absolute relative dispersion (see below)

Statistical Explanation	
Calculations based on the Method of Moments	
Skewness: 3rd Stand. Moment; Exact Gaussian = 0.0	
Kurtosis: 4th Stand. Moment; Exact Gaussian = 3.0	
For Further Explanation, See Calculation Sheets	
Millimeter data calculated by $mm = 2^{(-phi)}$	

Reciprocal Absolute Relative Dispersion (RARD) Scale	
< 0.5	Excellent homogeneity (e.g., beaches)
0.5 to 1.0	Good homogeneity
1.0 to 1.33	Fair homogeneity
> 1.33	Poor homogeneity (e.g., glacial)

