

Onshore Grab Sample

Sample: VO-41-SS
Sample Taken By: J. Ladner
Sample Collected On: 12/3/03
Splits? N/A

County: Volusia
Latitude: 28° 57' 23.76"
Longitude: 80° 50' 34.92"
Datum: NAD 83
Surf. Elev: N/A
Datum: N/A

Fine Data Summary

Total Sample Weight 87.622 grams
Total Fines in Sample 0.775 grams
Total Percent Fines 0.88 %

Dry Sieving Summary

Total Sample Weight 86.966 grams
Total Digested Weight 36.289 grams
Total Carbonate Weight 50.677 grams
Total Silica % 41.73 %
Total Carbonate % 58.27 %
Carbonate/Silica Ratio 1.396

General Comments:

None

Description

Worked By: M. Lachance

Pre-Digestion Grain Size Distribution

Onshore Grab Sample

Sample: VO-41-SS

Total Sample Mass: 86.966 grams

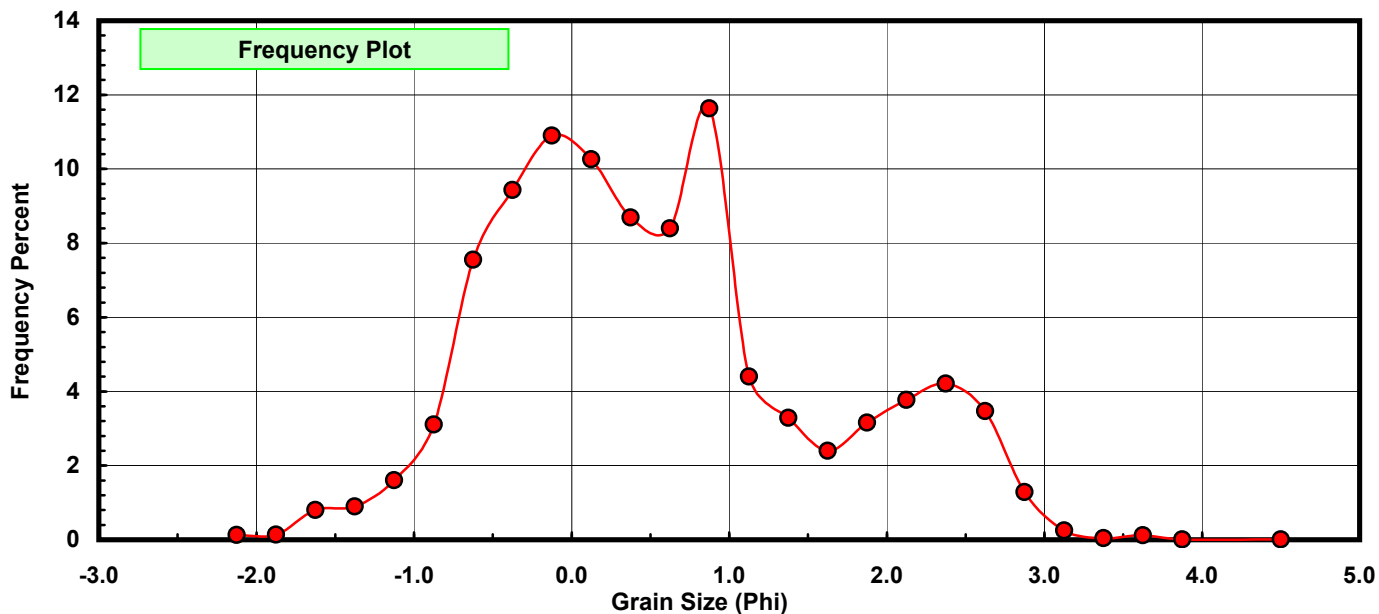
Sieve Size (phi)	Sieve Midpt (phi)	Weight (grams)	Freq Weight %	Cumulative Weight %
-2.00	-2.125	0.115	0.132	0.132
-1.75	-1.875	0.123	0.141	0.274
-1.50	-1.625	0.700	0.805	1.079
-1.25	-1.375	0.779	0.896	1.974
-1.00	-1.125	1.393	1.602	3.576
-0.75	-0.875	2.701	3.106	6.682
-0.50	-0.625	6.571	7.556	14.238
-0.25	-0.375	8.206	9.436	23.674
0.00	-0.125	9.483	10.904	34.578
0.25	0.125	8.927	10.265	44.843
0.50	0.375	7.560	8.693	53.536
0.75	0.625	7.301	8.395	61.931
1.00	0.875	10.121	11.638	73.569
1.25	1.125	3.825	4.398	77.967
1.50	1.375	2.862	3.291	81.258
1.75	1.625	2.090	2.403	83.661
2.00	1.875	2.749	3.161	86.822
2.25	2.125	3.277	3.768	90.591
2.50	2.375	3.660	4.209	94.799
2.75	2.625	3.021	3.474	98.273
3.00	2.875	1.121	1.289	99.562
3.25	3.125	0.216	0.248	99.810
3.50	3.375	0.040	0.046	99.856
3.75	3.625	0.105	0.121	99.977
4.00	3.875	0.009	0.010	99.987
5.00	4.500	0.011	0.013	100.000

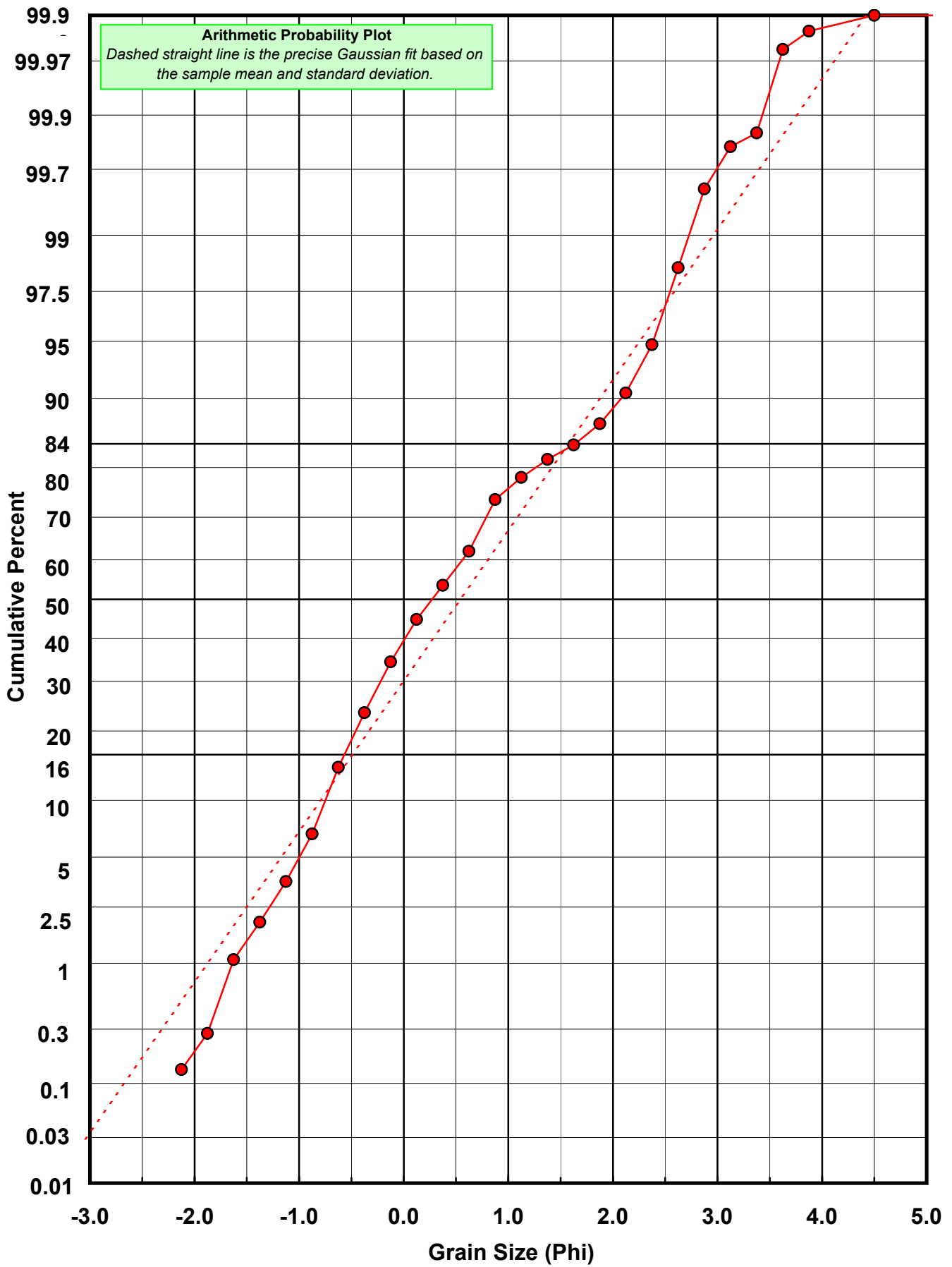
Statistical Results			
Mean:	0.5434	phi	(0.6861 mm)
Standard Dev:	1.0421	phi-units	(0.4856 mm)
Skewness:	0.4772	dimensionless	
Kurtosis:	2.6480	dimensionless	
5th Moment:	2.4674	dimensionless	
6th Moment:	10.1397	dimensionless	
RARD *	1.9177	dimensionless	
Median	0.2733	phi	(0.8274 mm)

* RARD = reciprocal absolute relative dispersion (see below)

Statistical Explanation
Calculations based on the Method of Moments
Skewness: 3rd Stand. Moment; Exact Gaussian = 0.0
Kurtosis: 4th Stand. Moment; Exact Gaussian = 3.0
For Further Explanation, See Calculation Sheets
Millimeter data calculated by $mm = 2^{(-phi)}$

Reciprocal Absolute Relative Dispersion (RARD) Scale	
< 0.5	Excellent homogeneity (e.g., beaches)
0.5 to 1.0	Good homogeneity
1.0 to 1.33	Fair homogeneity
> 1.33	Poor homogeneity (e.g., glacial)





Carbonate Grain Size Distribution

Onshore Grab Sample

Sample: VO-41-SS

Total Carbonate Mass: 50.682 grams

% Carbonate: 58.3 %

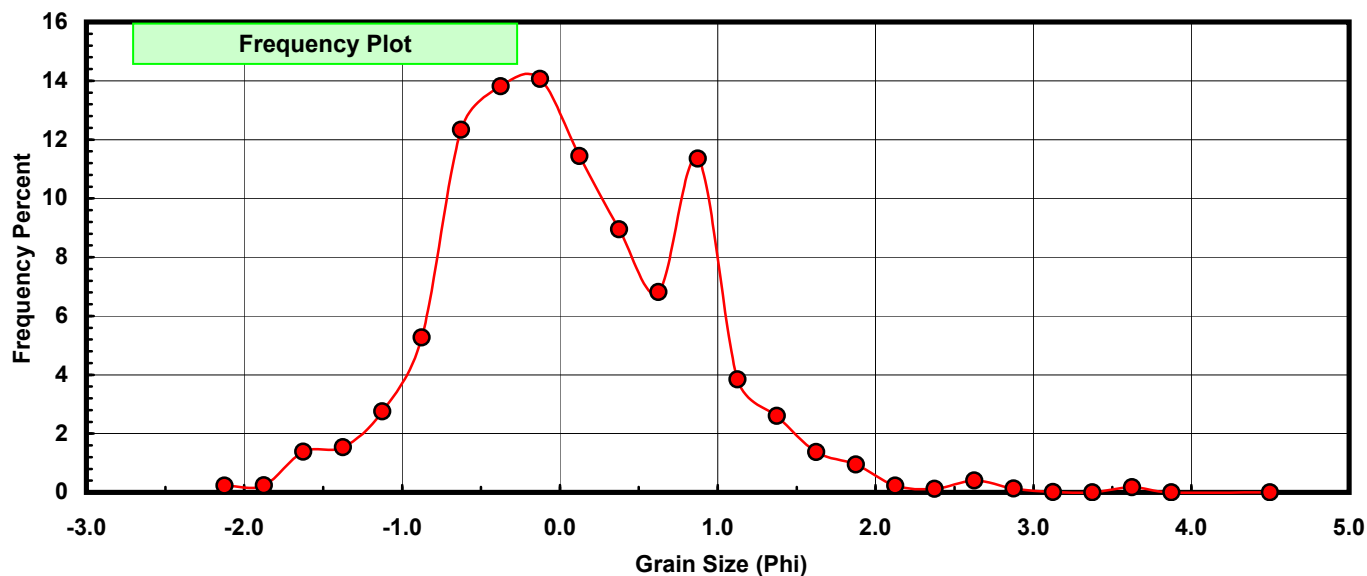
Sieve Size (phi)	Sieve Midpt (phi)	Weight (grams)	Freq Weight %	Cumulative Weight %
-2.00	-2.125	0.115	0.227	0.227
-1.75	-1.875	0.123	0.243	0.470
-1.50	-1.625	0.700	1.381	1.851
-1.25	-1.375	0.779	1.537	3.388
-1.00	-1.125	1.393	2.749	6.136
-0.75	-0.875	2.672	5.272	11.408
-0.50	-0.625	6.250	12.332	23.740
-0.25	-0.375	6.998	13.808	37.548
0.00	-0.125	7.128	14.064	51.612
0.25	0.125	5.798	11.440	63.052
0.50	0.375	4.535	8.948	72.000
0.75	0.625	3.456	6.819	78.819
1.00	0.875	5.756	11.357	90.176
1.25	1.125	1.947	3.842	94.018
1.50	1.375	1.320	2.604	96.622
1.75	1.625	0.694	1.369	97.991
2.00	1.875	0.478	0.943	98.935
2.25	2.125	0.118	0.233	99.167
2.50	2.375	0.059	0.116	99.284
2.75	2.625	0.203	0.401	99.684
3.00	2.875	0.065	0.128	99.813
3.25	3.125	0.006	0.012	99.824
3.50	3.375	0.000	0.000	99.824
3.75	3.625	0.089	0.176	100.000
4.00	3.875	0.000	0.000	100.000
5.00	4.500	0.000	0.000	100.000

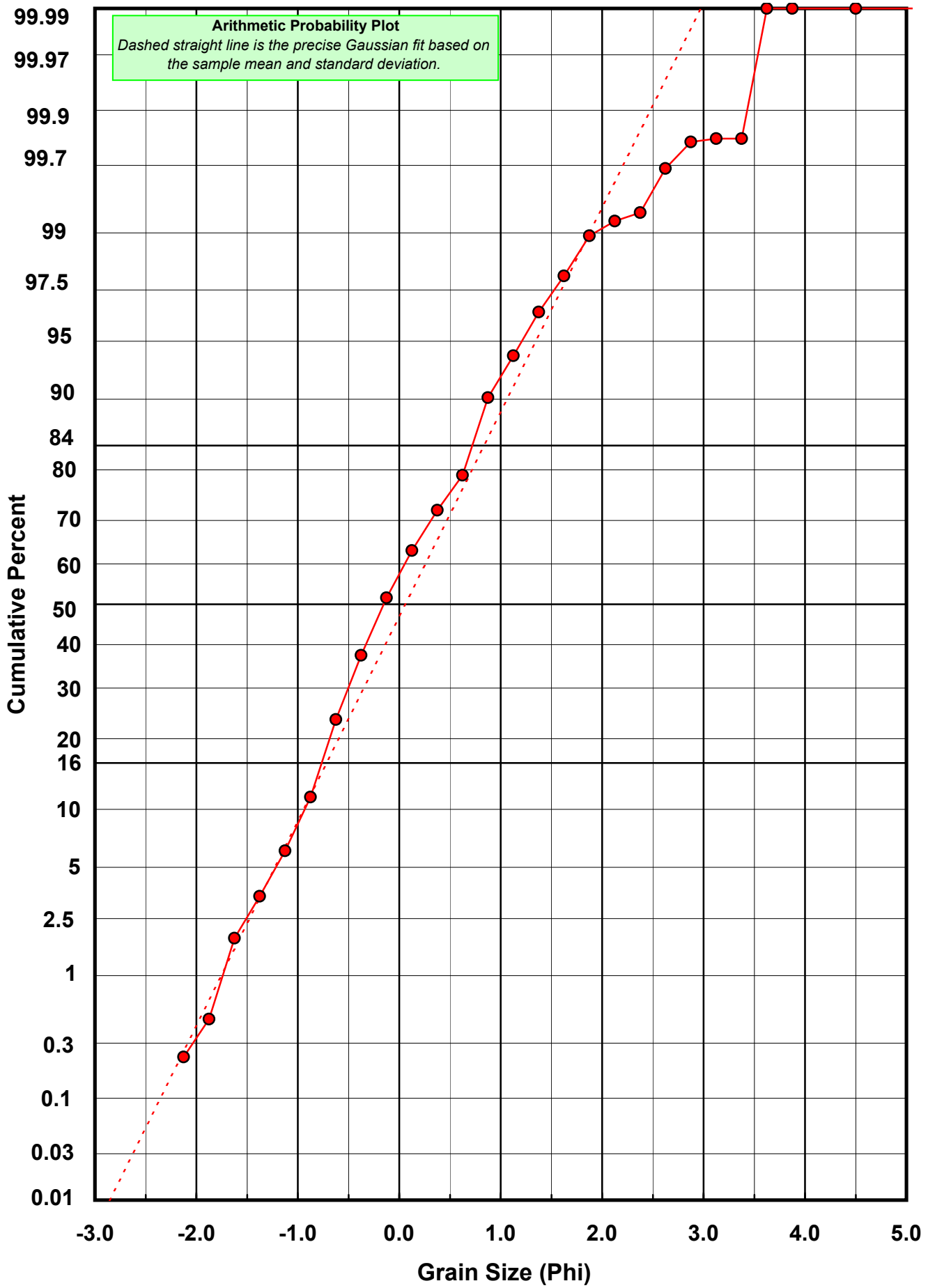
Statistical Results			
Mean:	0.0610	phi	(0.9586 mm)
Standard Dev:	0.7825	phi-units	(0.5814 mm)
Skewness:	0.4470	dimensionless	
Kurtosis:	3.7600	dimensionless	
5th Moment:	6.2747	dimensionless	
6th Moment:	33.5363	dimensionless	
RARD *	12.8215	dimensionless	
Median	-0.1537	phi	(1.1124 mm)

* RARD = reciprocal absolute relative dispersion (see below)

Statistical Explanation	
Calculations based on the Method of Moments	
Skewness: 3rd Stand. Moment; Exact Gaussian = 0.0	
Kurtosis: 4th Stand. Moment; Exact Gaussian = 3.0	
For Further Explanation, See Calculation Sheets	
Millimeter data calculated by $mm = 2^{(-phi)}$	

Reciprocal Absolute Relative Dispersion (RARD) Scale	
< 0.5	Excellent homogeneity (e.g., beaches)
0.5 to 1.0	Good homogeneity
1.0 to 1.33	Fair homogeneity
> 1.33	Poor homogeneity (e.g., glacial)





Post-Digestion Grain Size Distribution

Onshore Grab Sample

Sample: VO-41-SS

Total Digested Mass: 36.281 grams

% Silica: 41.7 %

Sieve Size (phi)	Sieve Midpt (phi)	Weight (grams)	Freq Weight %	Cumulative Weight %
-2.00	-2.125	0.000	0.000	0.000
-1.75	-1.875	0.000	0.000	0.000
-1.50	-1.625	0.000	0.000	0.000
-1.25	-1.375	0.000	0.000	0.000
-1.00	-1.125	0.000	0.000	0.000
-0.75	-0.875	0.029	0.080	0.080
-0.50	-0.625	0.321	0.885	0.965
-0.25	-0.375	1.208	3.330	4.294
0.00	-0.125	2.355	6.491	10.785
0.25	0.125	3.129	8.624	19.410
0.50	0.375	3.025	8.338	27.747
0.75	0.625	3.845	10.598	38.345
1.00	0.875	4.365	12.031	50.376
1.25	1.125	1.878	5.176	55.552
1.50	1.375	1.542	4.250	59.803
1.75	1.625	1.396	3.848	63.650
2.00	1.875	2.271	6.259	69.910
2.25	2.125	3.159	8.707	78.617
2.50	2.375	3.601	9.925	88.542
2.75	2.625	2.818	7.767	96.309
3.00	2.875	1.056	2.911	99.220
3.25	3.125	0.210	0.579	99.799
3.50	3.375	0.045	0.124	99.923
3.75	3.625	0.016	0.044	99.967
4.00	3.875	0.012	0.033	100.000
5.00	4.500	0.000	0.000	100.000

Statistical Results			
Mean:	1.2168	phi	(0.4302 mm)
Standard Dev:	0.9903	phi-units	(0.5034 mm)
Skewness:	0.1190	dimensionless	
Kurtosis:	1.7447	dimensionless	
5th Moment:	0.3551	dimensionless	
6th Moment:	3.9535	dimensionless	
RARD *	0.8139	dimensionless	
Median	0.8672	phi	(0.5482 mm)

* RARD = reciprocal absolute relative dispersion (see below)

Statistical Explanation	
Calculations based on the Method of Moments	
Skewness: 3rd Stand. Moment; Exact Gaussian = 0.0	
Kurtosis: 4th Stand. Moment; Exact Gaussian = 3.0	
For Further Explanation, See Calculation Sheets	
Millimeter data calculated by $mm = 2^{(-phi)}$	

Reciprocal Absolute Relative Dispersion (RARD) Scale	
< 0.5	Excellent homogeneity (e.g., beaches)
0.5 to 1.0	Good homogeneity
1.0 to 1.33	Fair homogeneity
> 1.33	Poor homogeneity (e.g., glacial)

