

**Onshore Grab Sample**

**Sample:** VO-41-BB  
**Sample Taken By:** J. Ladner  
**Sample Collected On:** 12/3/03  
**Splits?** N/A

**County:** Volusia  
**Latitude:** 28° 57' 23.52"  
**Longitude:** 80° 50' 35.22"  
**Datum:** NAD 83  
**Surf. Elev:** N/A  
**Datum:** N/A

**Fine Data Summary**

Total Sample Weight 80.838 grams  
Total Fines in Sample 0.255 grams  
Total Percent Fines 0.31 %

**Dry Sieving Summary**

Total Sample Weight 80.637 grams  
Total Digested Weight 34.981 grams  
Total Carbonate Weight 45.656 grams  
Total Silica % 43.38 %  
Total Carbonate % 56.62 %  
Carbonate/Silica Ratio 1.305

**General Comments:**

Post-Digestion -1.25 & -1.00 phi: Organics Only

**Description**

Worked By: M. Lachance

# Pre-Digestion Grain Size Distribution

Onshore Grab Sample

Sample: VO-41-BB

Total Sample Mass: 80.637 grams

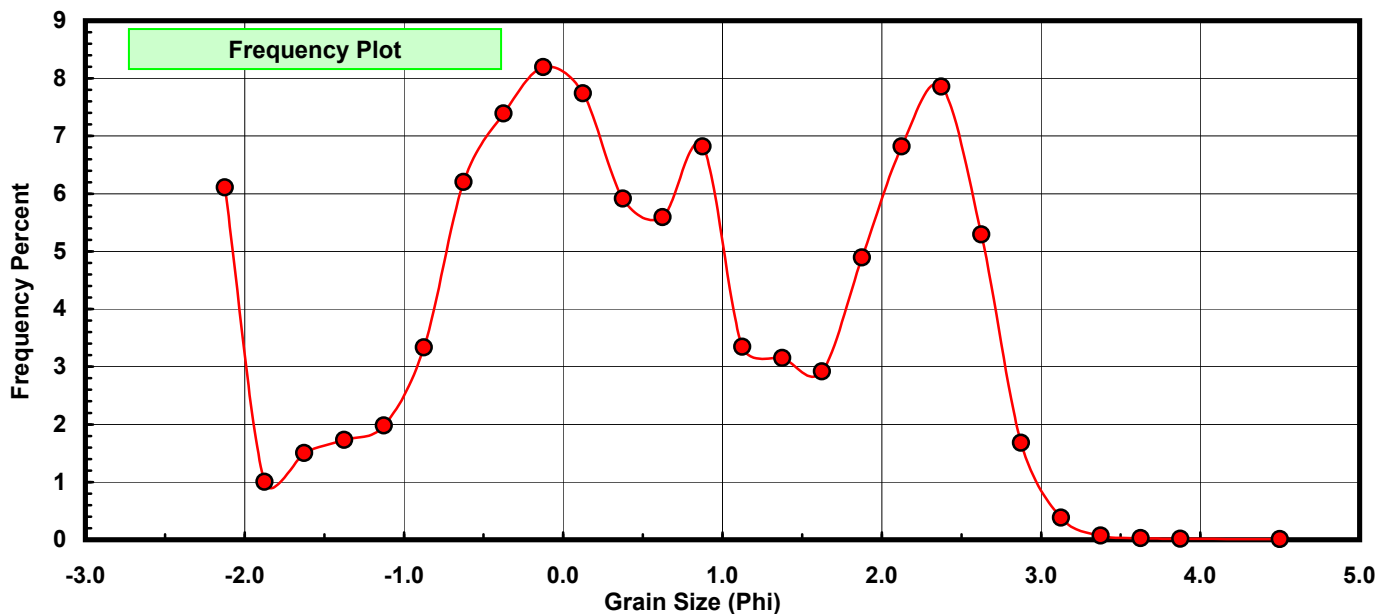
Sieve Size (phi)	Sieve Midpt (phi)	Weight (grams)	Freq Weight %	Cumulative Weight %
-2.00	-2.125	4.925	6.108	6.108
-1.75	-1.875	0.809	1.003	7.111
-1.50	-1.625	1.214	1.506	8.616
-1.25	-1.375	1.395	1.730	10.346
-1.00	-1.125	1.599	1.983	12.329
-0.75	-0.875	2.688	3.333	15.663
-0.50	-0.625	5.003	6.204	21.867
-0.25	-0.375	5.960	7.391	29.258
0.00	-0.125	6.610	8.197	37.456
0.25	0.125	6.241	7.740	45.195
0.50	0.375	4.769	5.914	51.109
0.75	0.625	4.510	5.593	56.702
1.00	0.875	5.500	6.821	63.523
1.25	1.125	2.698	3.346	66.869
1.50	1.375	2.540	3.150	70.019
1.75	1.625	2.355	2.920	72.939
2.00	1.875	3.945	4.892	77.832
2.25	2.125	5.499	6.819	84.651
2.50	2.375	6.337	7.859	92.510
2.75	2.625	4.269	5.294	97.804
3.00	2.875	1.354	1.679	99.483
3.25	3.125	0.309	0.383	99.866
3.50	3.375	0.060	0.074	99.940
3.75	3.625	0.024	0.030	99.970
4.00	3.875	0.014	0.017	99.988
5.00	4.500	0.010	0.012	100.000

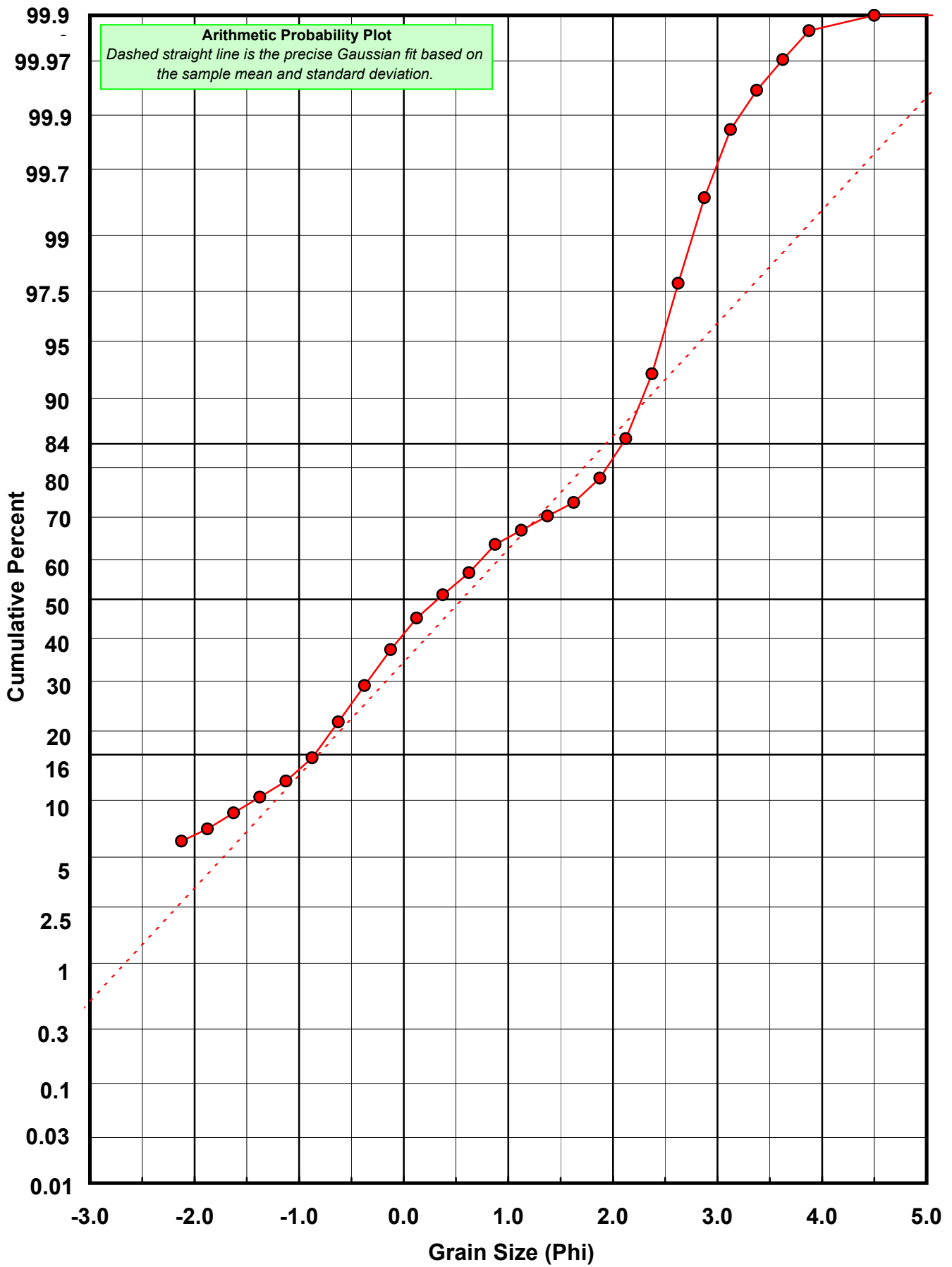
Statistical Results			
Mean:	0.5572	phi	(0.6796 mm)
Standard Dev:	1.3885	phi-units	(0.382 mm)
Skewness:	-0.1143	dimensionless	
Kurtosis:	2.1273	dimensionless	
5th Moment:	-0.9439	dimensionless	
6th Moment:	5.8819	dimensionless	
RARD *	2.4921	dimensionless	
Median	0.3281	phi	(0.7966 mm)

\* RARD = reciprocal absolute relative dispersion (see below)

Statistical Explanation
Calculations based on the Method of Moments
Skewness: 3rd Stand. Moment; Exact Gaussian = 0.0
Kurtosis: 4th Stand. Moment; Exact Gaussian = 3.0
For Further Explanation, See Calculation Sheets
Millimeter data calculated by $mm = 2^{(-phi)}$

Reciprocal Absolute Relative Dispersion (RARD) Scale	
< 0.5	Excellent homogeneity (e.g., beaches)
0.5 to 1.0	Good homogeneity
1.0 to 1.33	Fair homogeneity
> 1.33	Poor homogeneity (e.g., glacial)





# Carbonate Grain Size Distribution

Onshore Grab Sample

Sample: VO-41-BB

Total Carbonate Mass: 45.992 grams

% Carbonate: 56.6 %

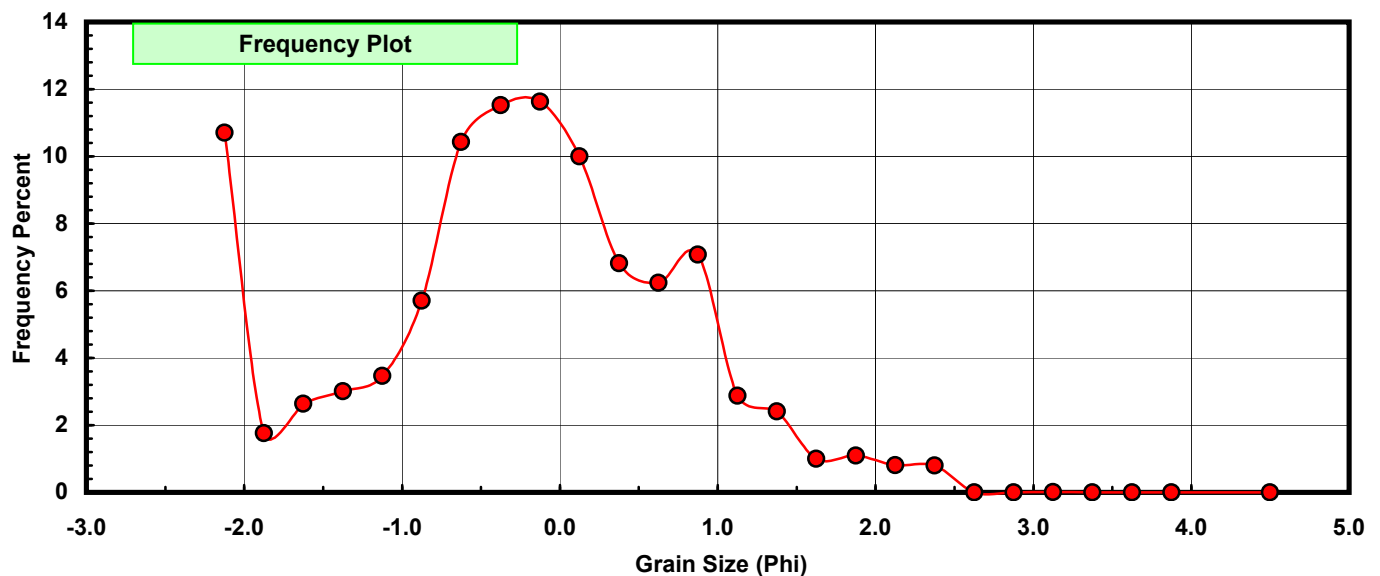
Sieve Size (phi)	Sieve Midpt (phi)	Weight (grams)	Freq Weight %	Cumulative Weight %
-2.00	-2.125	4.925	10.708	10.708
-1.75	-1.875	0.809	1.759	12.467
-1.50	-1.625	1.214	2.640	15.107
-1.25	-1.375	1.382	3.005	18.112
-1.00	-1.125	1.593	3.464	21.575
-0.75	-0.875	2.624	5.705	27.281
-0.50	-0.625	4.797	10.430	37.711
-0.25	-0.375	5.300	11.524	49.235
0.00	-0.125	5.349	11.630	60.865
0.25	0.125	4.600	10.002	70.867
0.50	0.375	3.138	6.823	77.690
0.75	0.625	2.869	6.238	83.928
1.00	0.875	3.256	7.079	91.007
1.25	1.125	1.321	2.872	93.879
1.50	1.375	1.106	2.405	96.284
1.75	1.625	0.460	1.000	97.284
2.00	1.875	0.504	1.096	98.380
2.25	2.125	0.372	0.809	99.189
2.50	2.375	0.370	0.804	99.993
2.75	2.625	0.000	0.000	99.993
3.00	2.875	0.000	0.000	99.993
3.25	3.125	0.003	0.007	100.000
3.50	3.375	0.000	0.000	100.000
3.75	3.625	0.000	0.000	100.000
4.00	3.875	0.000	0.000	100.000
5.00	4.500	0.000	0.000	100.000

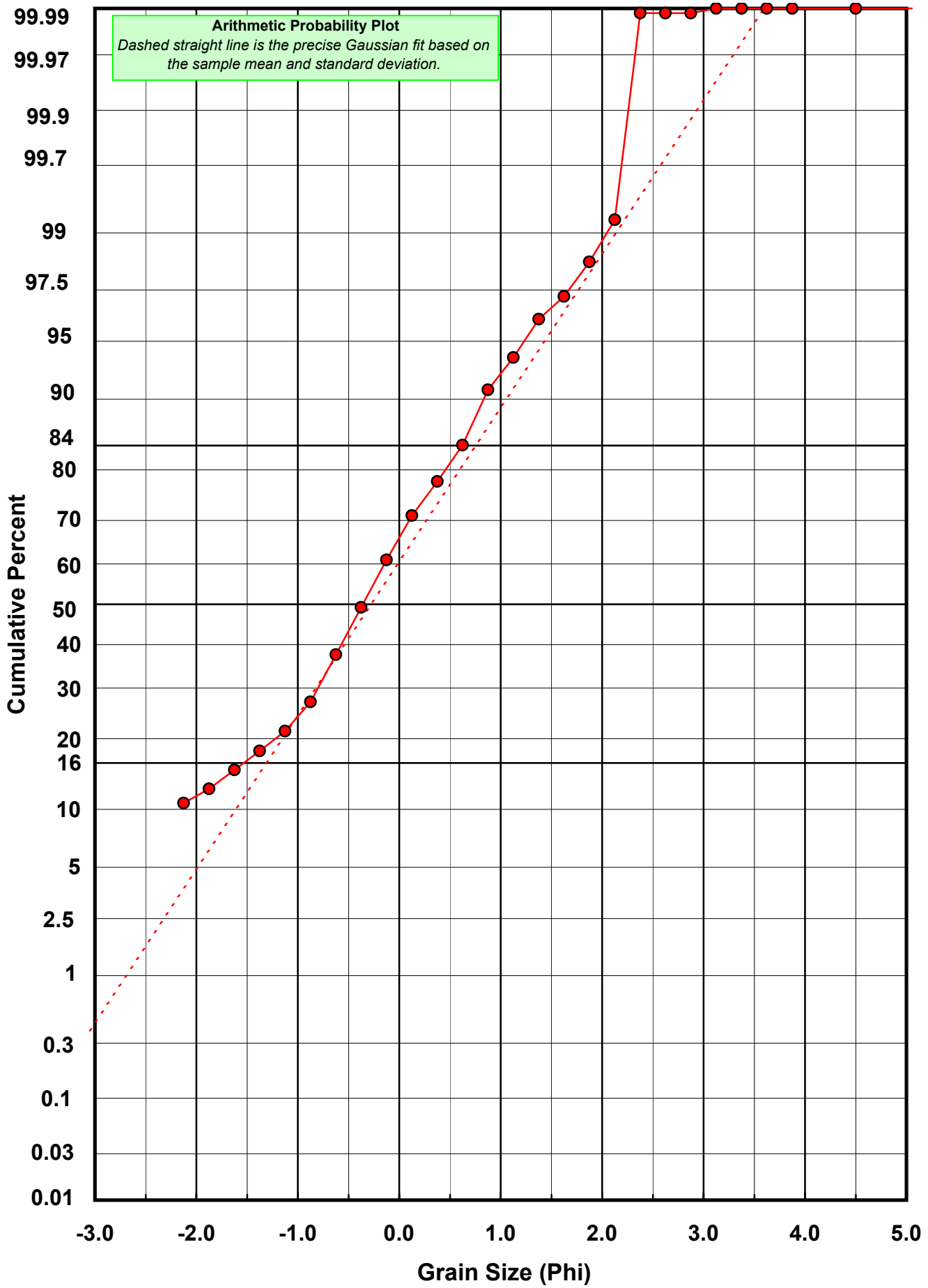
Statistical Results			
Mean:	-0.2789	phi	(1.2132 mm)
Standard Dev:	1.0407	phi-units	(0.4861 mm)
Skewness:	-0.0669	dimensionless	
Kurtosis:	2.6439	dimensionless	
5th Moment:	0.4017	dimensionless	
6th Moment:	9.4297	dimensionless	
RARD *	3.7317	dimensionless	
Median	-0.3585	phi	(1.2821 mm)

\* RARD = reciprocal absolute relative dispersion (see below)

Statistical Explanation	
Calculations based on the Method of Moments	
Skewness: 3rd Stand. Moment; Exact Gaussian = 0.0	
Kurtosis: 4th Stand. Moment; Exact Gaussian = 3.0	
For Further Explanation, See Calculation Sheets	
Millimeter data calculated by $mm = 2^{(-phi)}$	

Reciprocal Absolute Relative Dispersion (RARD) Scale	
< 0.5	Excellent homogeneity (e.g., beaches)
0.5 to 1.0	Good homogeneity
1.0 to 1.33	Fair homogeneity
> 1.33	Poor homogeneity (e.g., glacial)





# Post-Digestion Grain Size Distribution

Onshore Grab Sample

Sample: VO-41-BB

Total Digested Mass: 34.972 grams

% Silica: 43.4 %

Sieve Size (phi)	Sieve Midpt (phi)	Weight (grams)	Freq Weight %	Cumulative Weight %
-2.00	-2.125	0.000	0.000	0.000
-1.75	-1.875	0.000	0.000	0.000
-1.50	-1.625	0.000	0.000	0.000
-1.25	-1.375	0.013	0.037	0.037
-1.00	-1.125	0.006	0.017	0.054
-0.75	-0.875	0.064	0.183	0.237
-0.50	-0.625	0.206	0.589	0.826
-0.25	-0.375	0.660	1.887	2.714
0.00	-0.125	1.261	3.606	6.319
0.25	0.125	1.641	4.692	11.012
0.50	0.375	1.631	4.664	15.675
0.75	0.625	1.641	4.692	20.368
1.00	0.875	2.244	6.417	26.784
1.25	1.125	1.377	3.937	30.722
1.50	1.375	1.434	4.100	34.822
1.75	1.625	1.895	5.419	40.241
2.00	1.875	3.441	9.839	50.080
2.25	2.125	5.127	14.660	64.740
2.50	2.375	5.967	17.062	81.803
2.75	2.625	4.357	12.459	94.261
3.00	2.875	1.591	4.549	98.810
3.25	3.125	0.306	0.875	99.685
3.50	3.375	0.067	0.192	99.877
3.75	3.625	0.028	0.080	99.957
4.00	3.875	0.015	0.043	100.000
5.00	4.500	0.000	0.000	100.000

Statistical Results			
Mean:	1.6774	phi	(0.3126 mm)
Standard Dev:	0.9454	phi-units	(0.5193 mm)
Skewness:	-0.6857	dimensionless	
Kurtosis:	2.3355	dimensionless	
5th Moment:	-3.2674	dimensionless	
6th Moment:	8.4243	dimensionless	
RARD *	0.5636	dimensionless	
Median	1.8730	phi	(0.273 mm)

\* RARD = reciprocal absolute relative dispersion (see below)

Statistical Explanation	
Calculations based on the Method of Moments	
Skewness: 3rd Stand. Moment; Exact Gaussian = 0.0	
Kurtosis: 4th Stand. Moment; Exact Gaussian = 3.0	
For Further Explanation, See Calculation Sheets	
Millimeter data calculated by $mm = 2^{(-phi)}$	

Reciprocal Absolute Relative Dispersion (RARD) Scale	
< 0.5	Excellent homogeneity (e.g., beaches)
0.5 to 1.0	Good homogeneity
1.0 to 1.33	Fair homogeneity
> 1.33	Poor homogeneity (e.g., glacial)

