

Onshore Grab Sample

Sample: VO-35-BB
Sample Taken By: J. Ladner
Sample Collected On: 12/3/03
Splits? N/A

County: Volusia
Latitude: 29° 01' 26.52"
Longitude: 80° 53' 13.20"
Datum: NAD 83
Surf. Elev: N/A
Datum: N/A

Fine Data Summary

Total Sample Weight 58.277 grams
Total Fines in Sample 0.290 grams
Total Percent Fines 0.50 %

Dry Sieving Summary

Total Sample Weight 58.058 grams
Total Digested Weight 56.338 grams
Total Carbonate Weight 1.720 grams
Total Silica % 97.04 %
Total Carbonate % 2.96 %
Carbonate/Silica Ratio 0.031

General Comments:

None

Description

Worked By: M. Lachance

Pre-Digestion Grain Size Distribution

Onshore Grab Sample

Sample: VO-35-BB

Total Sample Mass: 58.058 grams

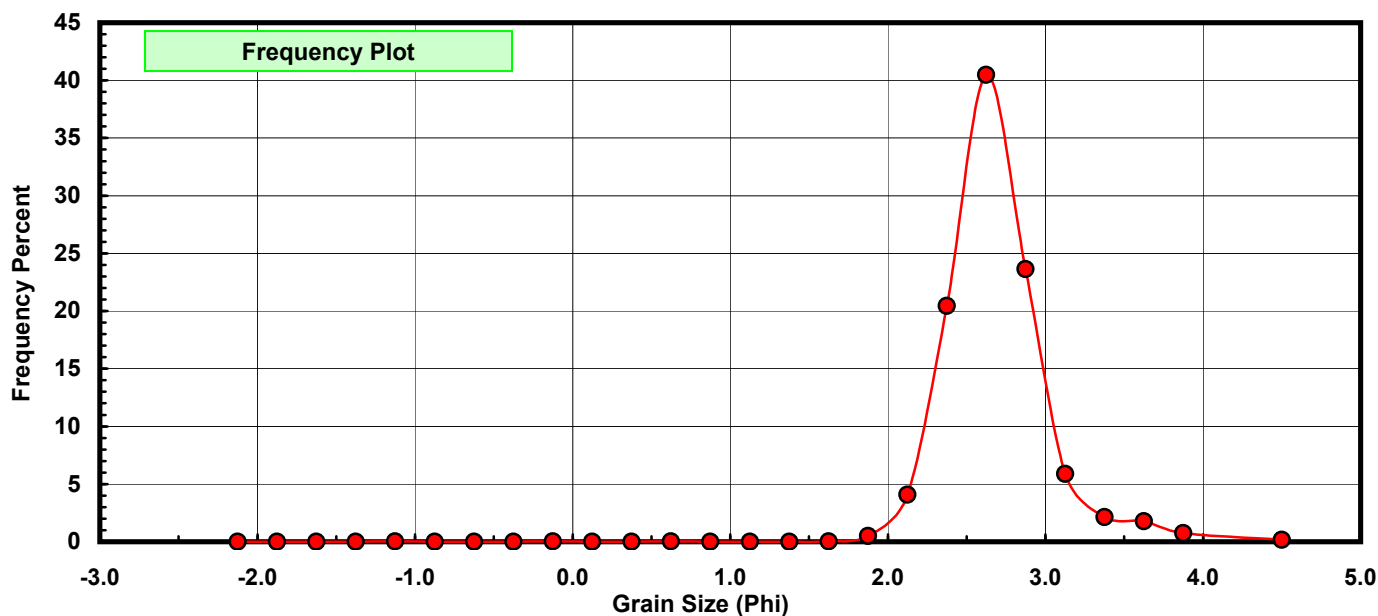
Sieve Size (phi)	Sieve Midpt (phi)	Weight (grams)	Freq Weight %	Cumulative Weight %
-2.00	-2.125	0.000	0.000	0.000
-1.75	-1.875	0.000	0.000	0.000
-1.50	-1.625	0.006	0.010	0.010
-1.25	-1.375	0.000	0.000	0.010
-1.00	-1.125	0.011	0.019	0.029
-0.75	-0.875	0.007	0.012	0.041
-0.50	-0.625	0.006	0.010	0.052
-0.25	-0.375	0.005	0.009	0.060
0.00	-0.125	0.010	0.017	0.078
0.25	0.125	0.006	0.010	0.088
0.50	0.375	0.007	0.012	0.100
0.75	0.625	0.009	0.016	0.115
1.00	0.875	0.004	0.007	0.122
1.25	1.125	0.004	0.007	0.129
1.50	1.375	0.008	0.014	0.143
1.75	1.625	0.024	0.041	0.184
2.00	1.875	0.291	0.501	0.686
2.25	2.125	2.372	4.086	4.771
2.50	2.375	11.870	20.445	25.216
2.75	2.625	23.495	40.468	65.685
3.00	2.875	13.716	23.625	89.309
3.25	3.125	3.418	5.887	95.197
3.50	3.375	1.238	2.132	97.329
3.75	3.625	1.024	1.763	99.092
4.00	3.875	0.433	0.746	99.838
5.00	4.500	0.094	0.162	100.000

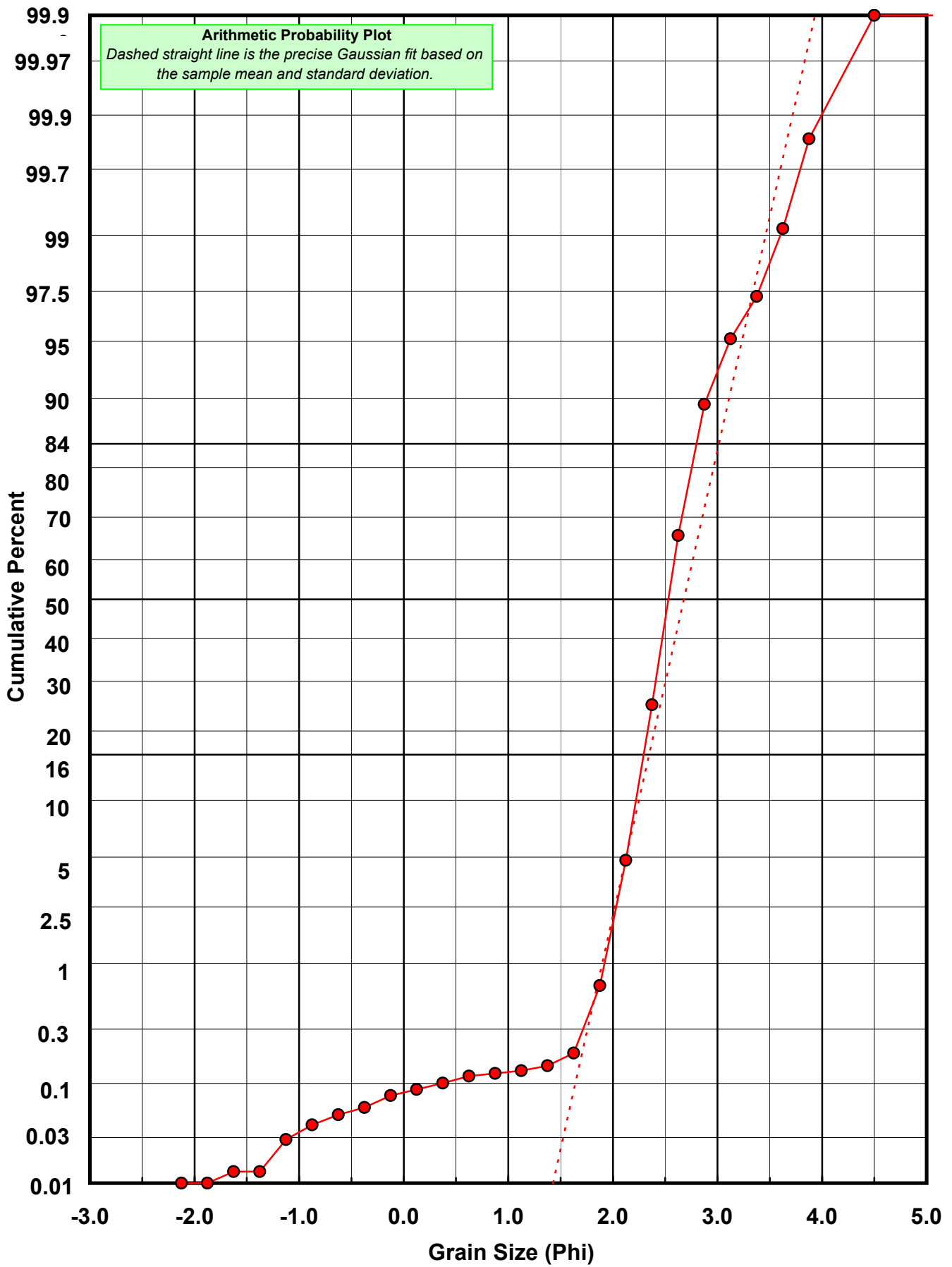
Statistical Results			
Mean:	2.6799	phi	(0.1561 mm)
Standard Dev:	0.3365	phi-units	(0.7919 mm)
Skewness:	-0.1082	dimensionless	
Kurtosis:	15.8655	dimensionless	
5th Moment:	-101.2869	dimensionless	
6th Moment:	1349.3230	dimensionless	
RARD *	0.1256	dimensionless	
Median	2.5281	phi	(0.1734 mm)

* RARD = reciprocal absolute relative dispersion (see below)

Statistical Explanation
Calculations based on the Method of Moments
Skewness: 3rd Stand. Moment; Exact Gaussian = 0.0
Kurtosis: 4th Stand. Moment; Exact Gaussian = 3.0
For Further Explanation, See Calculation Sheets
Millimeter data calculated by $mm = 2^{-(\phi)}$

Reciprocal Absolute Relative Dispersion (RARD) Scale	
< 0.5	Excellent homogeneity (e.g., beaches)
0.5 to 1.0	Good homogeneity
1.0 to 1.33	Fair homogeneity
> 1.33	Poor homogeneity (e.g., glacial)





Carbonate Grain Size Distribution

Onshore Grab Sample

Sample: VO-35-BB

Total Carbonate Mass: 4.253 grams

% Carbonate: 3.0 %

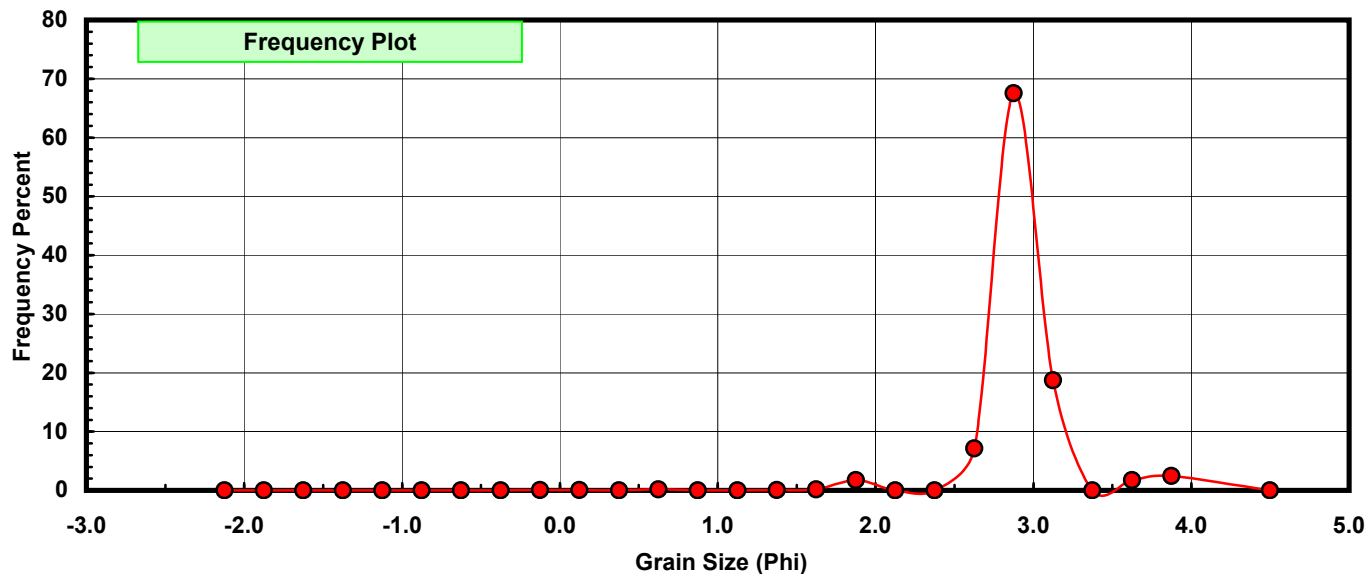
Sieve Size (phi)	Sieve Midpt (phi)	Weight (grams)	Freq Weight %	Cumulative Weight %
-2.00	-2.125	0.000	0.000	0.000
-1.75	-1.875	0.000	0.000	0.000
-1.50	-1.625	0.000	0.000	0.000
-1.25	-1.375	0.000	0.000	0.000
-1.00	-1.125	0.001	0.024	0.024
-0.75	-0.875	0.001	0.024	0.047
-0.50	-0.625	0.000	0.000	0.047
-0.25	-0.375	0.000	0.000	0.047
0.00	-0.125	0.003	0.071	0.118
0.25	0.125	0.002	0.047	0.165
0.50	0.375	0.001	0.024	0.188
0.75	0.625	0.007	0.165	0.353
1.00	0.875	0.000	0.000	0.353
1.25	1.125	0.001	0.024	0.376
1.50	1.375	0.003	0.071	0.447
1.75	1.625	0.008	0.188	0.635
2.00	1.875	0.074	1.740	2.375
2.25	2.125	0.000	0.000	2.375
2.50	2.375	0.000	0.000	2.375
2.75	2.625	0.303	7.125	9.500
3.00	2.875	2.873	67.555	77.055
3.25	3.125	0.797	18.741	95.796
3.50	3.375	0.000	0.000	95.796
3.75	3.625	0.074	1.735	97.531
4.00	3.875	0.105	2.469	100.000
5.00	4.500	0.000	0.000	100.000

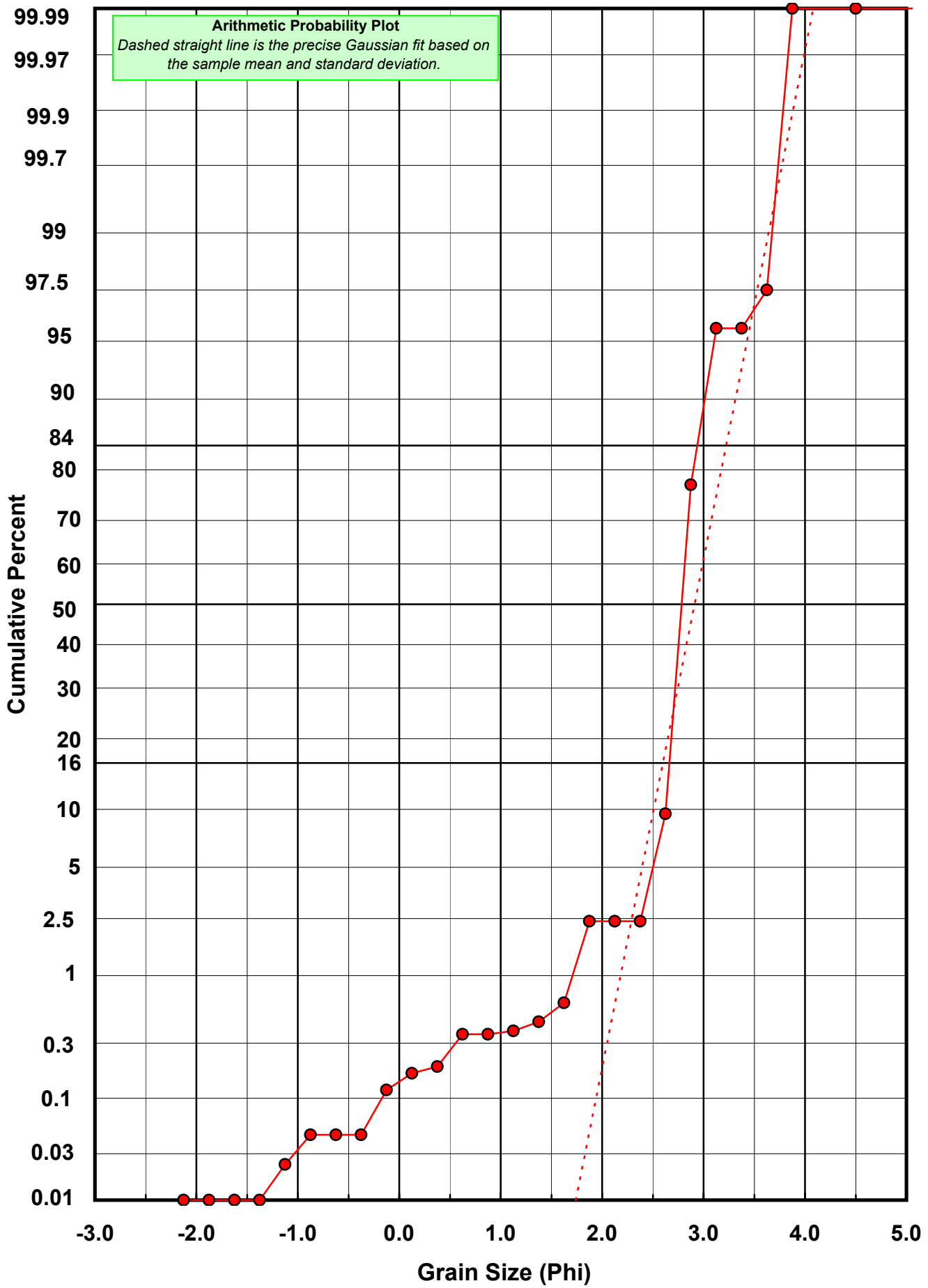
Statistical Results			
Mean:	2.9110	phi	(0.133 mm)
Standard Dev:	0.3142	phi-units	(0.8043 mm)
Skewness:	-2.5879	dimensionless	
Kurtosis:	31.9837	dimensionless	
5th Moment:	-273.1765	dimensionless	
6th Moment:	2957.7068	dimensionless	
RARD *	0.1079	dimensionless	
Median	2.7749	phi	(0.1461 mm)

* RARD = reciprocal absolute relative dispersion (see below)

Statistical Explanation	
Calculations based on the Method of Moments	
Skewness: 3rd Stand. Moment; Exact Gaussian = 0.0	
Kurtosis: 4th Stand. Moment; Exact Gaussian = 3.0	
For Further Explanation, See Calculation Sheets	
Millimeter data calculated by $mm = 2^{(-phi)}$	

Reciprocal Absolute Relative Dispersion (RARD) Scale	
< 0.5	Excellent homogeneity (e.g., beaches)
0.5 to 1.0	Good homogeneity
1.0 to 1.33	Fair homogeneity
> 1.33	Poor homogeneity (e.g., glacial)





Post-Digestion Grain Size Distribution

Onshore Grab Sample

Sample: VO-35-BB

Total Digested Mass: 56.281 grams

% Silica: 97.0 %

Sieve Size (phi)	Sieve Midpt (phi)	Weight (grams)	Freq Weight %	Cumulative Weight %
-2.00	-2.125	0.000	0.000	0.000
-1.75	-1.875	0.000	0.000	0.000
-1.50	-1.625	0.008	0.014	0.014
-1.25	-1.375	0.000	0.000	0.014
-1.00	-1.125	0.010	0.018	0.032
-0.75	-0.875	0.006	0.011	0.043
-0.50	-0.625	0.011	0.020	0.062
-0.25	-0.375	0.005	0.009	0.071
0.00	-0.125	0.007	0.012	0.084
0.25	0.125	0.004	0.007	0.091
0.50	0.375	0.006	0.011	0.101
0.75	0.625	0.002	0.004	0.105
1.00	0.875	0.008	0.014	0.119
1.25	1.125	0.003	0.005	0.124
1.50	1.375	0.005	0.009	0.133
1.75	1.625	0.016	0.028	0.162
2.00	1.875	0.217	0.386	0.547
2.25	2.125	2.688	4.776	5.323
2.50	2.375	14.108	25.067	30.390
2.75	2.625	23.192	41.208	71.598
3.00	2.875	10.843	19.266	90.864
3.25	3.125	2.621	4.657	95.521
3.50	3.375	1.243	2.209	97.729
3.75	3.625	0.950	1.688	99.417
4.00	3.875	0.328	0.583	100.000
5.00	4.500	0.000	0.000	100.000

Statistical Results			
Mean:	2.6436	phi	(0.16 mm)
Standard Dev:	0.3251	phi-units	(0.7983 mm)
Skewness:	-0.3399	dimensionless	
Kurtosis:	17.2645	dimensionless	
5th Moment:	-138.2761	dimensionless	
6th Moment:	1738.0247	dimensionless	
RARD *	0.1230	dimensionless	
Median	2.4940	phi	(0.1775 mm)

* RARD = reciprocal absolute relative dispersion (see below)

Statistical Explanation	
Calculations based on the Method of Moments	
Skewness: 3rd Stand. Moment; Exact Gaussian = 0.0	
Kurtosis: 4th Stand. Moment; Exact Gaussian = 3.0	
For Further Explanation, See Calculation Sheets	
Millimeter data calculated by $mm = 2^{(-phi)}$	

Reciprocal Absolute Relative Dispersion (RARD) Scale	
< 0.5	Excellent homogeneity (e.g., beaches)
0.5 to 1.0	Good homogeneity
1.0 to 1.33	Fair homogeneity
> 1.33	Poor homogeneity (e.g., glacial)

