

**Onshore Grab Sample**

**Sample:** VO-32-SS  
**Sample Taken By:** J. Ladner  
**Sample Collected On:** 12/3/03  
**Splits?** N/A

**County:** Volusia  
**Latitude:** 29° 03' 35.40"  
**Longitude:** 80° 54' 22.20"  
**Datum:** NAD 83  
**Surf. Elev:** N/A  
**Datum:** N/A

**Fine Data Summary**

Total Sample Weight 84.969 grams  
Total Fines in Sample 0.961 grams  
Total Percent Fines 1.12 %

**Dry Sieving Summary**

Total Sample Weight 83.825 grams  
Total Digested Weight 82.486 grams  
Total Carbonate Weight 1.339 grams  
Total Silica % 98.40 %  
Total Carbonate % 1.60 %  
Carbonate/Silica Ratio 0.016

**General Comments:**

None

**Description**

Worked By: M. Lachance

# Pre-Digestion Grain Size Distribution

Onshore Grab Sample

Sample: VO-32-SS

Total Sample Mass: 83.825 grams

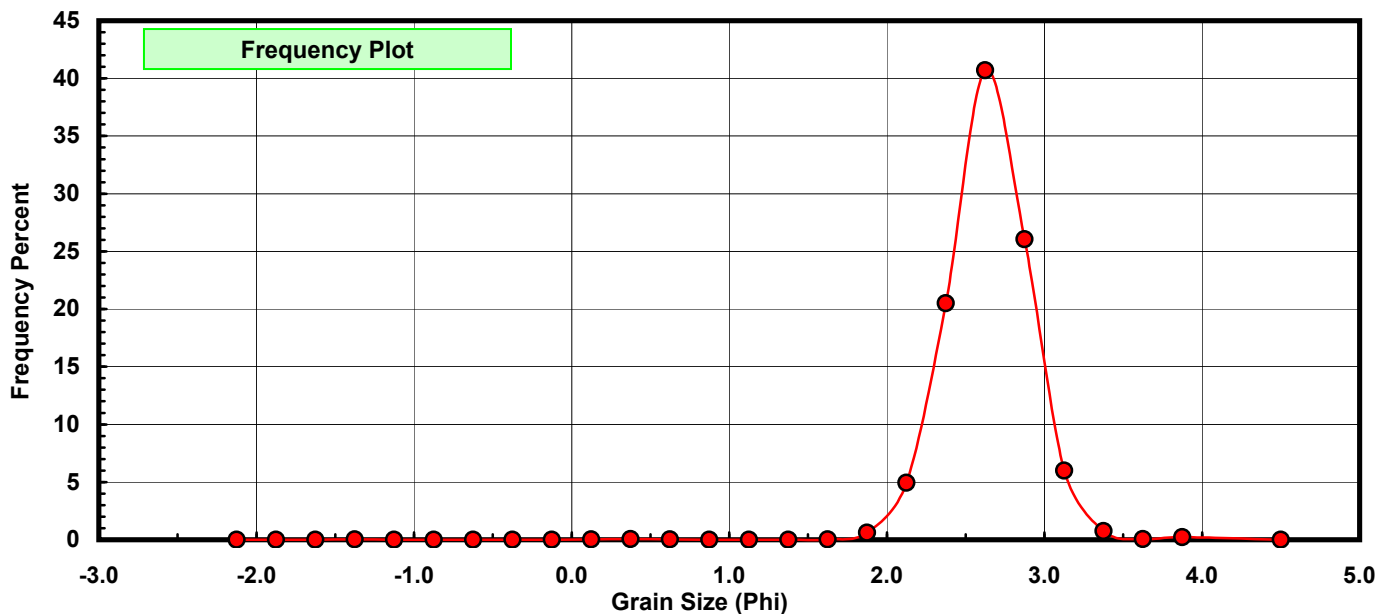
Sieve Size (phi)	Sieve Midpt (phi)	Weight (grams)	Freq Weight %	Cumulative Weight %
-2.00	-2.125	0.000	0.000	0.000
-1.75	-1.875	0.000	0.000	0.000
-1.50	-1.625	0.000	0.000	0.000
-1.25	-1.375	0.018	0.021	0.021
-1.00	-1.125	0.000	0.000	0.021
-0.75	-0.875	0.000	0.000	0.021
-0.50	-0.625	0.000	0.000	0.021
-0.25	-0.375	0.000	0.000	0.021
0.00	-0.125	0.000	0.000	0.021
0.25	0.125	0.019	0.023	0.044
0.50	0.375	0.039	0.047	0.091
0.75	0.625	0.032	0.038	0.129
1.00	0.875	0.003	0.004	0.132
1.25	1.125	0.002	0.002	0.135
1.50	1.375	0.003	0.004	0.138
1.75	1.625	0.031	0.037	0.175
2.00	1.875	0.509	0.607	0.783
2.25	2.125	4.143	4.942	5.725
2.50	2.375	17.192	20.509	26.234
2.75	2.625	34.118	40.701	66.936
3.00	2.875	21.826	26.038	92.973
3.25	3.125	5.024	5.993	98.967
3.50	3.375	0.618	0.737	99.704
3.75	3.625	0.044	0.052	99.757
4.00	3.875	0.196	0.234	99.990
5.00	4.500	0.008	0.010	100.000

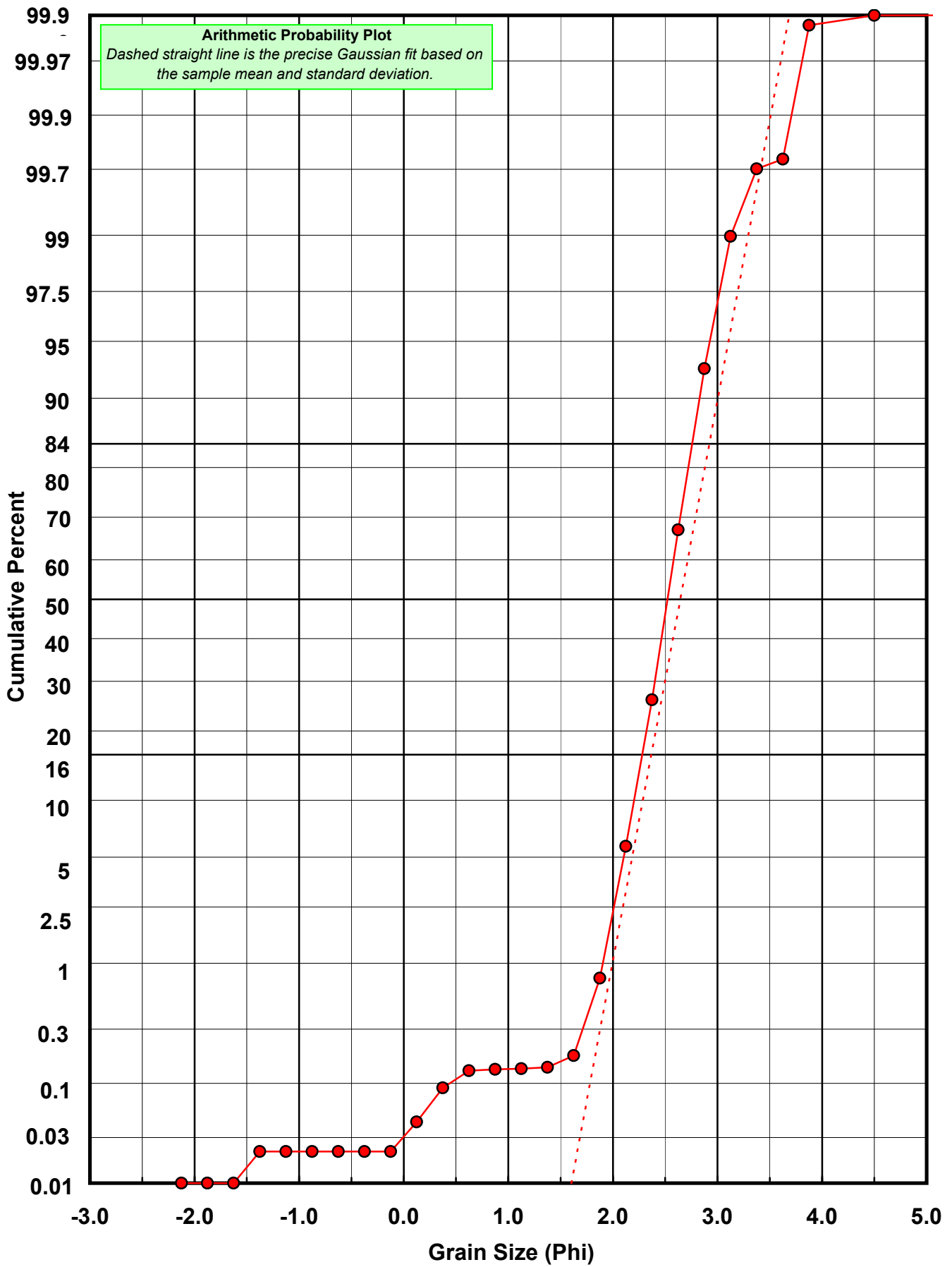
Statistical Results			
Mean:	2.6449	phi	(0.1599 mm)
Standard Dev:	0.2799	phi-units	(0.8236 mm)
Skewness:	-1.0398	dimensionless	
Kurtosis:	17.2535	dimensionless	
5th Moment:	-166.0532	dimensionless	
6th Moment:	2254.9055	dimensionless	
RARD *	0.1058	dimensionless	
Median	2.5210	phi	(0.1742 mm)

\* RARD = reciprocal absolute relative dispersion (see below)

Statistical Explanation	
Calculations based on the Method of Moments	
Skewness: 3rd Stand. Moment; Exact Gaussian = 0.0	
Kurtosis: 4th Stand. Moment; Exact Gaussian = 3.0	
For Further Explanation, See Calculation Sheets	
Millimeter data calculated by $mm = 2^{(-phi)}$	

Reciprocal Absolute Relative Dispersion (RARD) Scale	
< 0.5	Excellent homogeneity (e.g., beaches)
0.5 to 1.0	Good homogeneity
1.0 to 1.33	Fair homogeneity
> 1.33	Poor homogeneity (e.g., glacial)





# Carbonate Grain Size Distribution

Onshore Grab Sample

Sample: VO-32-SS

Total Carbonate Mass: 1.729 grams

% Carbonate: 1.6 %

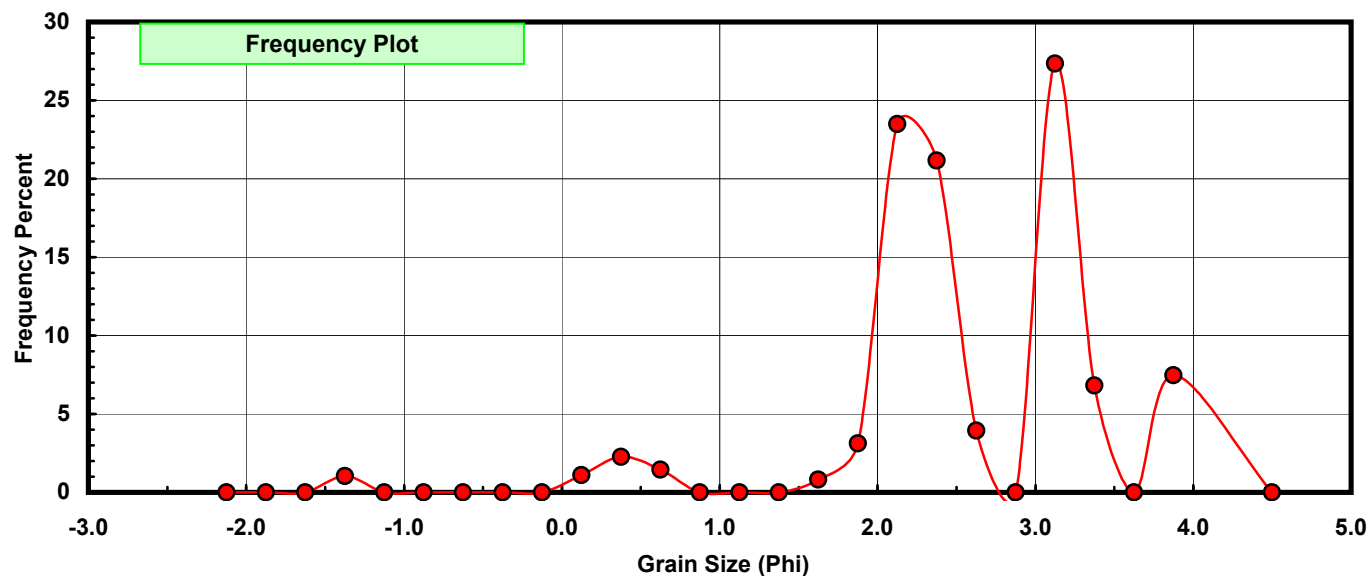
Sieve Size (phi)	Sieve Midpt (phi)	Weight (grams)	Freq Weight %	Cumulative Weight %
-2.00	-2.125	0.000	0.000	0.000
-1.75	-1.875	0.000	0.000	0.000
-1.50	-1.625	0.000	0.000	0.000
-1.25	-1.375	0.018	1.041	1.041
-1.00	-1.125	0.000	0.000	1.041
-0.75	-0.875	0.000	0.000	1.041
-0.50	-0.625	0.000	0.000	1.041
-0.25	-0.375	0.000	0.000	1.041
0.00	-0.125	0.000	0.000	1.041
0.25	0.125	0.019	1.099	2.140
0.50	0.375	0.039	2.256	4.396
0.75	0.625	0.025	1.446	5.842
1.00	0.875	0.000	0.000	5.842
1.25	1.125	0.000	0.000	5.842
1.50	1.375	0.000	0.000	5.842
1.75	1.625	0.014	0.810	6.651
2.00	1.875	0.054	3.123	9.774
2.25	2.125	0.406	23.482	33.256
2.50	2.375	0.366	21.168	54.425
2.75	2.625	0.068	3.933	58.357
3.00	2.875	0.000	0.000	58.357
3.25	3.125	0.473	27.357	85.714
3.50	3.375	0.118	6.825	92.539
3.75	3.625	0.000	0.000	92.539
4.00	3.875	0.129	7.461	100.000
5.00	4.500	0.000	0.000	100.000

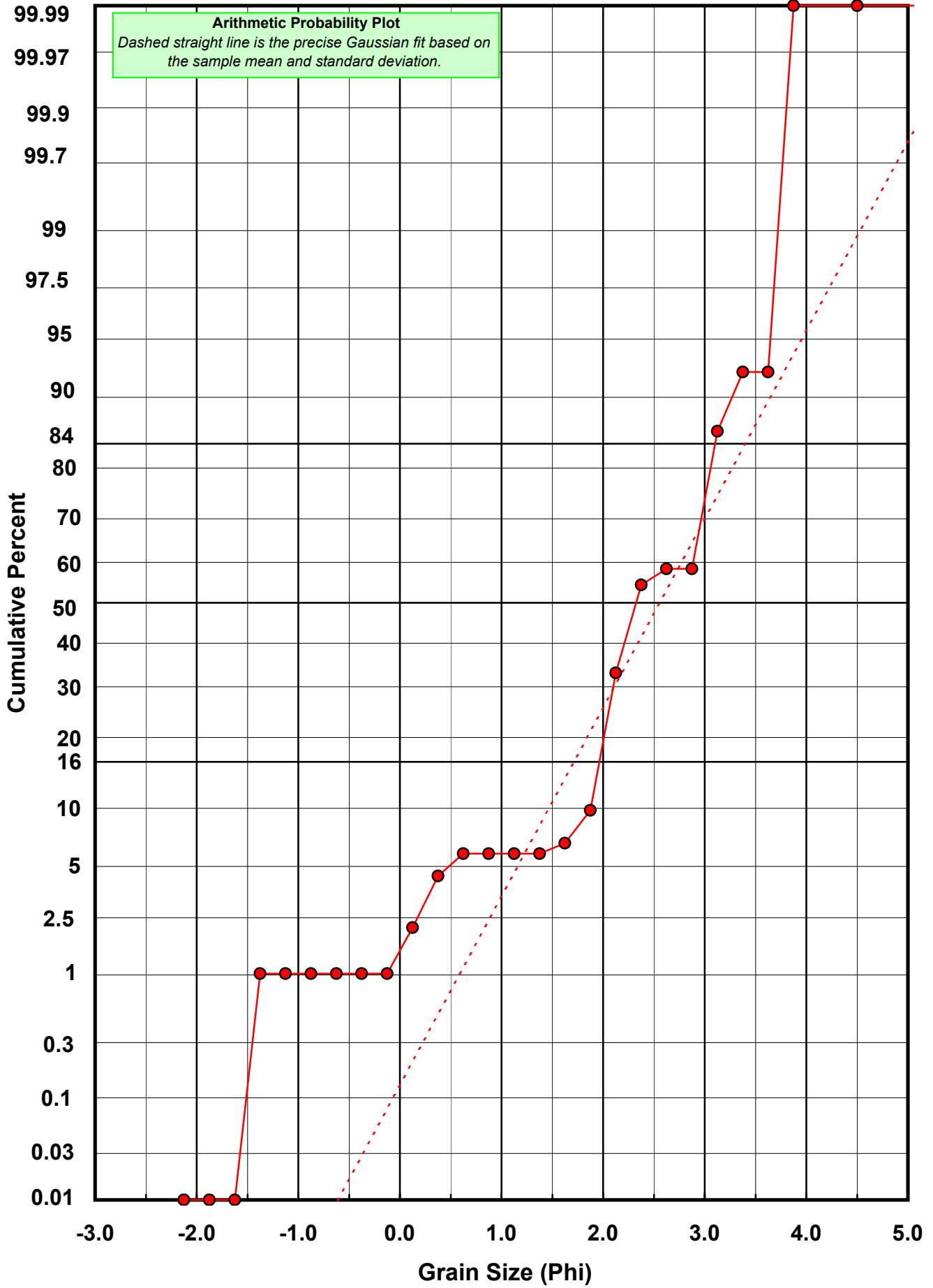
Statistical Results			
Mean:	2.5556	phi	(0.1701 mm)
Standard Dev:	0.8505	phi-units	(0.5546 mm)
Skewness:	-1.4706	dimensionless	
Kurtosis:	7.4254	dimensionless	
5th Moment:	-26.6739	dimensionless	
6th Moment:	116.9162	dimensionless	
RARD *	0.3328	dimensionless	
Median	2.3227	phi	(0.1999 mm)

\* RARD = reciprocal absolute relative dispersion (see below)

Statistical Explanation	
Calculations based on the Method of Moments	
Skewness: 3rd Stand. Moment; Exact Gaussian = 0.0	
Kurtosis: 4th Stand. Moment; Exact Gaussian = 3.0	
For Further Explanation, See Calculation Sheets	
Millimeter data calculated by $mm = 2^{(-phi)}$	

Reciprocal Absolute Relative Dispersion (RARD) Scale	
< 0.5	Excellent homogeneity (e.g., beaches)
0.5 to 1.0	Good homogeneity
1.0 to 1.33	Fair homogeneity
> 1.33	Poor homogeneity (e.g., glacial)





# Post-Digestion Grain Size Distribution

Onshore Grab Sample

Sample: VO-32-SS

Total Digested Mass: 82.466 grams

% Silica: 98.4 %

Sieve Size (phi)	Sieve Midpt (phi)	Weight (grams)	Freq Weight %	Cumulative Weight %
-2.00	-2.125	0.000	0.000	0.000
-1.75	-1.875	0.000	0.000	0.000
-1.50	-1.625	0.000	0.000	0.000
-1.25	-1.375	0.000	0.000	0.000
-1.00	-1.125	0.000	0.000	0.000
-0.75	-0.875	0.000	0.000	0.000
-0.50	-0.625	0.000	0.000	0.000
-0.25	-0.375	0.000	0.000	0.000
0.00	-0.125	0.000	0.000	0.000
0.25	0.125	0.000	0.000	0.000
0.50	0.375	0.000	0.000	0.000
0.75	0.625	0.007	0.008	0.008
1.00	0.875	0.007	0.008	0.017
1.25	1.125	0.003	0.004	0.021
1.50	1.375	0.005	0.006	0.027
1.75	1.625	0.017	0.021	0.047
2.00	1.875	0.455	0.552	0.599
2.25	2.125	3.737	4.532	5.131
2.50	2.375	16.826	20.404	25.534
2.75	2.625	34.050	41.290	66.824
3.00	2.875	22.033	26.718	93.542
3.25	3.125	4.551	5.519	99.060
3.50	3.375	0.500	0.606	99.667
3.75	3.625	0.208	0.252	99.919
4.00	3.875	0.067	0.081	100.000
5.00	4.500	0.000	0.000	100.000

Statistical Results			
Mean:	2.6490	phi	(0.1594 mm)
Standard Dev:	0.2571	phi-units	(0.8368 mm)
Skewness:	0.0156	dimensionless	
Kurtosis:	4.3416	dimensionless	
5th Moment:	-1.3842	dimensionless	
6th Moment:	63.6456	dimensionless	
RARD *	0.0970	dimensionless	
Median	2.5231	phi	(0.174 mm)

\* RARD = reciprocal absolute relative dispersion (see below)

Statistical Explanation	
Calculations based on the Method of Moments	
Skewness: 3rd Stand. Moment; Exact Gaussian = 0.0	
Kurtosis: 4th Stand. Moment; Exact Gaussian = 3.0	
For Further Explanation, See Calculation Sheets	
Millimeter data calculated by $mm = 2^{(-phi)}$	

Reciprocal Absolute Relative Dispersion (RARD) Scale	
< 0.5	Excellent homogeneity (e.g., beaches)
0.5 to 1.0	Good homogeneity
1.0 to 1.33	Fair homogeneity
> 1.33	Poor homogeneity (e.g., glacial)

