

Onshore Grab Sample

Sample: VO-30-BB
Sample Taken By: J. Ladner
Sample Collected On: 12/3/03
Splits? N/A

County: Volusia
Latitude: 29° 04' 43.44"
Longitude: 80° 55' 9.90"
Datum: NAD 83
Surf. Elev: N/A
Datum: N/A

Fine Data Summary

Total Sample Weight 86.016 grams
Total Fines in Sample 0.449 grams
Total Percent Fines 0.52 %

Dry Sieving Summary

Total Sample Weight 85.484 grams
Total Digested Weight 84.046 grams
Total Carbonate Weight 1.438 grams
Total Silica % 98.32 %
Total Carbonate % 1.68 %
Carbonate/Silica Ratio 0.017

General Comments:

None

Description

Worked By: M. Lachance

Pre-Digestion Grain Size Distribution

Onshore Grab Sample

Sample: VO-30-BB

Total Sample Mass: 85.484 grams

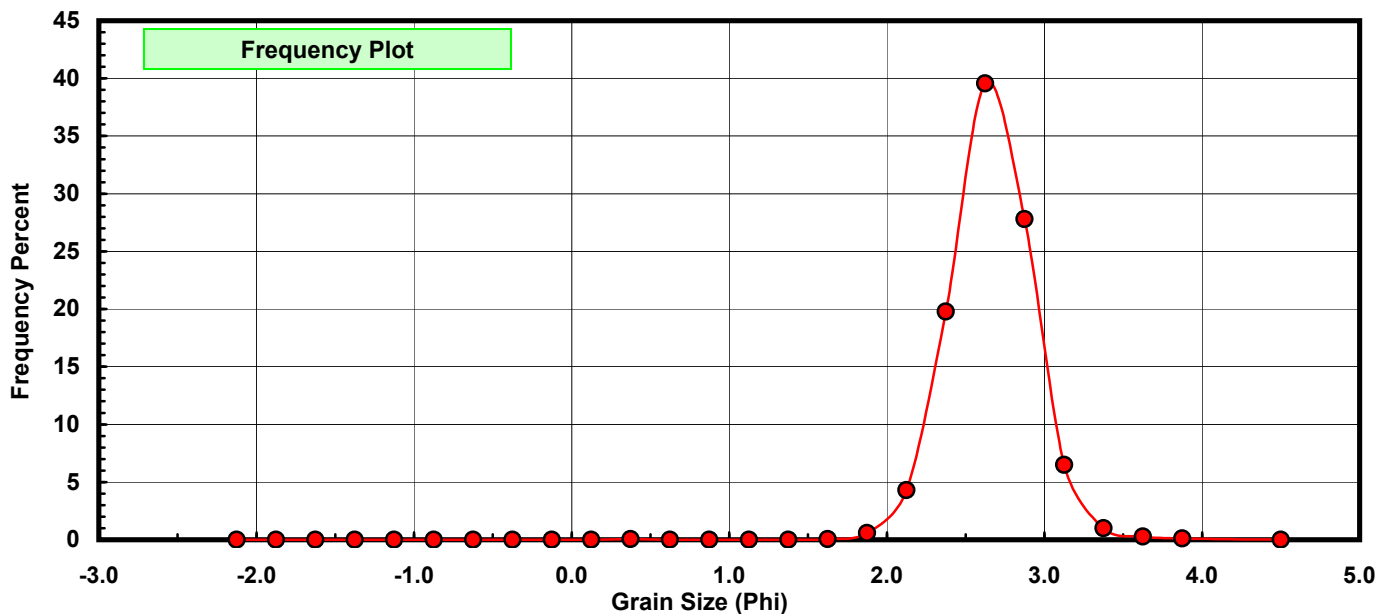
Sieve Size (phi)	Sieve Midpt (phi)	Weight (grams)	Freq Weight %	Cumulative Weight %
-2.00	-2.125	0.000	0.000	0.000
-1.75	-1.875	0.000	0.000	0.000
-1.50	-1.625	0.000	0.000	0.000
-1.25	-1.375	0.000	0.000	0.000
-1.00	-1.125	0.000	0.000	0.000
-0.75	-0.875	0.000	0.000	0.000
-0.50	-0.625	0.000	0.000	0.000
-0.25	-0.375	0.000	0.000	0.000
0.00	-0.125	0.000	0.000	0.000
0.25	0.125	0.006	0.007	0.007
0.50	0.375	0.037	0.043	0.050
0.75	0.625	0.009	0.011	0.061
1.00	0.875	0.006	0.007	0.068
1.25	1.125	0.005	0.006	0.074
1.50	1.375	0.010	0.012	0.085
1.75	1.625	0.048	0.056	0.142
2.00	1.875	0.493	0.577	0.718
2.25	2.125	3.669	4.292	5.010
2.50	2.375	16.898	19.767	24.778
2.75	2.625	33.810	39.551	64.329
3.00	2.875	23.767	27.803	92.132
3.25	3.125	5.548	6.490	98.622
3.50	3.375	0.851	0.996	99.617
3.75	3.625	0.229	0.268	99.885
4.00	3.875	0.087	0.102	99.987
5.00	4.500	0.011	0.013	100.000

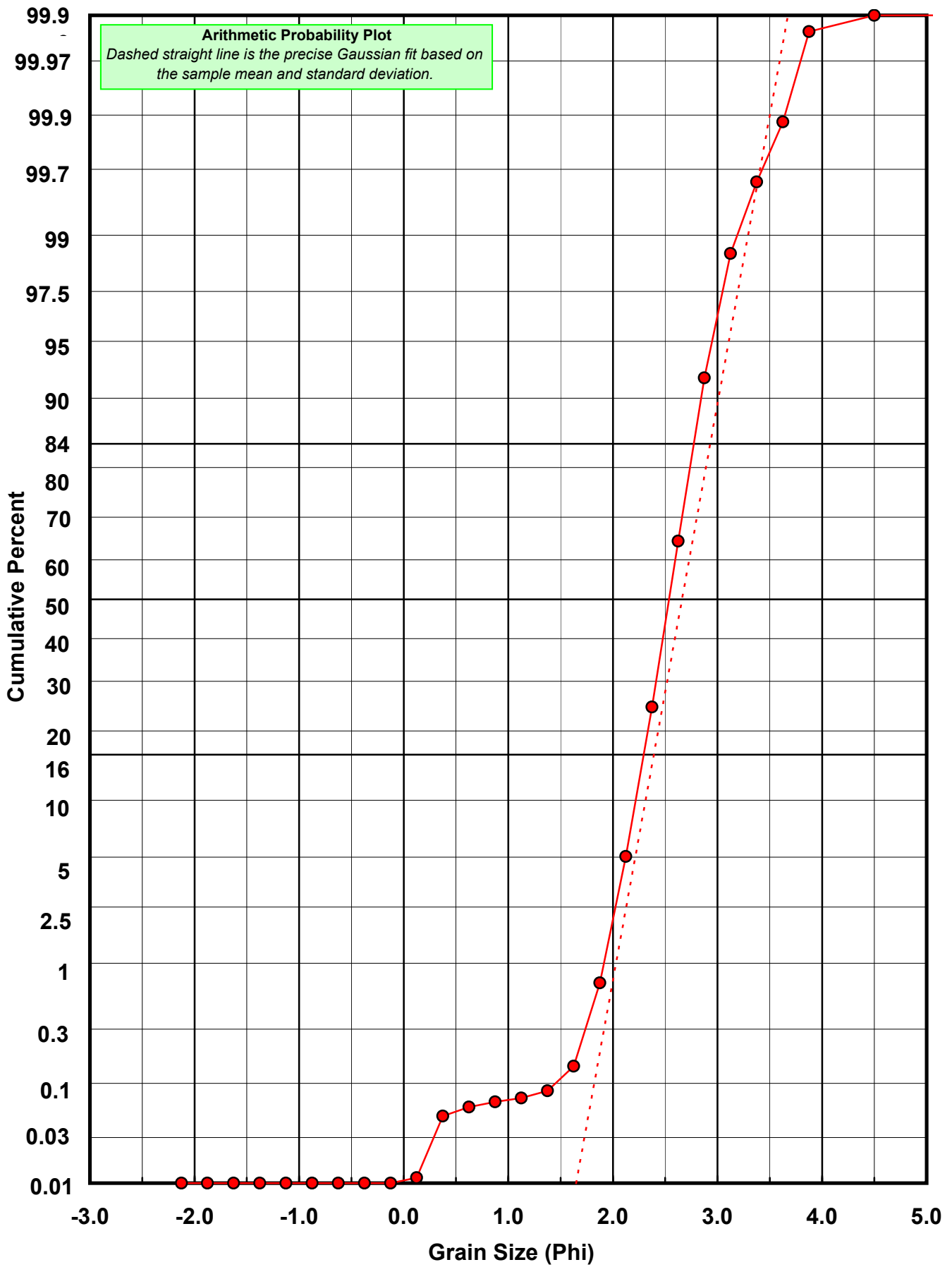
Statistical Results			
Mean:	2.6611	phi	(0.1581 mm)
Standard Dev:	0.2719	phi-units	(0.8282 mm)
Skewness:	-0.2474	dimensionless	
Kurtosis:	6.9902	dimensionless	
5th Moment:	-23.1091	dimensionless	
6th Moment:	267.9355	dimensionless	
RARD *	0.1022	dimensionless	
Median	2.5344	phi	(0.1726 mm)

* RARD = reciprocal absolute relative dispersion (see below)

Statistical Explanation	
Calculations based on the Method of Moments	
Skewness: 3rd Stand. Moment; Exact Gaussian = 0.0	
Kurtosis: 4th Stand. Moment; Exact Gaussian = 3.0	
For Further Explanation, See Calculation Sheets	
Millimeter data calculated by $mm = 2^{(-\phi)}$	

Reciprocal Absolute Relative Dispersion (RARD) Scale	
< 0.5	Excellent homogeneity (e.g., beaches)
0.5 to 1.0	Good homogeneity
1.0 to 1.33	Fair homogeneity
> 1.33	Poor homogeneity (e.g., glacial)





Carbonate Grain Size Distribution

Onshore Grab Sample

Sample: VO-30-BB

Total Carbonate Mass: 3.856 grams

% Carbonate: 1.7 %

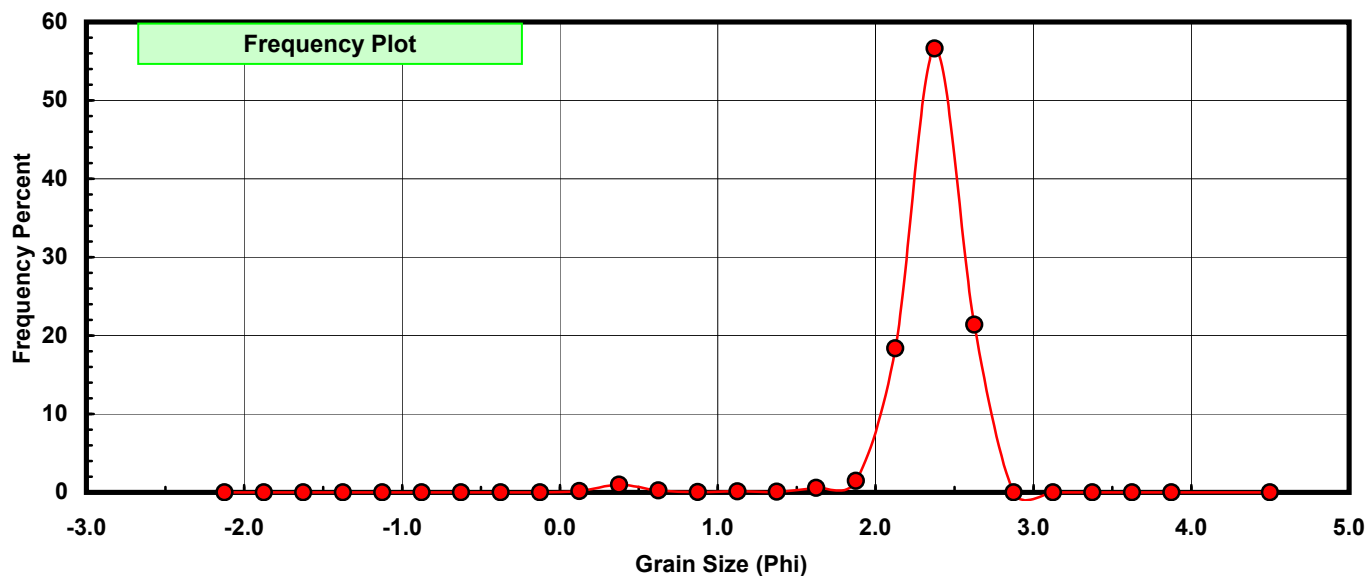
Sieve Size (phi)	Sieve Midpt (phi)	Weight (grams)	Freq Weight %	Cumulative Weight %
-2.00	-2.125	0.000	0.000	0.000
-1.75	-1.875	0.000	0.000	0.000
-1.50	-1.625	0.000	0.000	0.000
-1.25	-1.375	0.000	0.000	0.000
-1.00	-1.125	0.000	0.000	0.000
-0.75	-0.875	0.000	0.000	0.000
-0.50	-0.625	0.000	0.000	0.000
-0.25	-0.375	0.000	0.000	0.000
0.00	-0.125	0.000	0.000	0.000
0.25	0.125	0.006	0.156	0.156
0.50	0.375	0.037	0.960	1.115
0.75	0.625	0.009	0.233	1.349
1.00	0.875	0.002	0.052	1.400
1.25	1.125	0.004	0.104	1.504
1.50	1.375	0.003	0.078	1.582
1.75	1.625	0.022	0.571	2.152
2.00	1.875	0.057	1.478	3.631
2.25	2.125	0.709	18.387	22.018
2.50	2.375	2.183	56.613	78.631
2.75	2.625	0.824	21.369	100.000
3.00	2.875	0.000	0.000	100.000
3.25	3.125	0.000	0.000	100.000
3.50	3.375	0.000	0.000	100.000
3.75	3.625	0.000	0.000	100.000
4.00	3.875	0.000	0.000	100.000
5.00	4.500	0.000	0.000	100.000

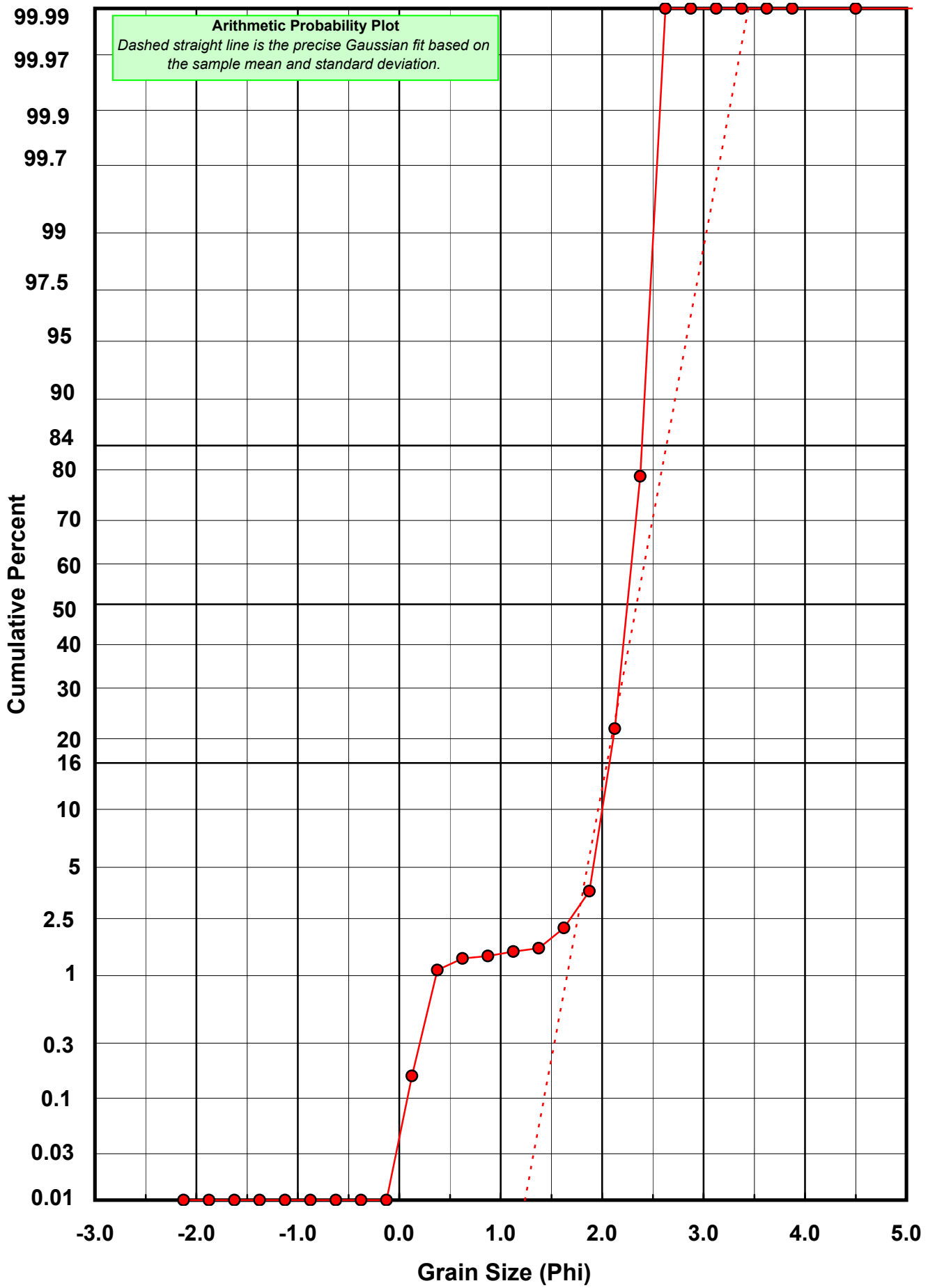
Statistical Results			
Mean:	2.3412	phi	(0.1974 mm)
Standard Dev:	0.2959	phi-units	(0.8145 mm)
Skewness:	-4.1055	dimensionless	
Kurtosis:	27.4446	dimensionless	
5th Moment:	-179.6908	dimensionless	
6th Moment:	1203.5471	dimensionless	
RARD *	0.1264	dimensionless	
Median	2.2486	phi	(0.2104 mm)

* RARD = reciprocal absolute relative dispersion (see below)

Statistical Explanation	
Calculations based on the Method of Moments	
Skewness: 3rd Stand. Moment; Exact Gaussian = 0.0	
Kurtosis: 4th Stand. Moment; Exact Gaussian = 3.0	
For Further Explanation, See Calculation Sheets	
Millimeter data calculated by $mm = 2^{(-\phi)}$	

Reciprocal Absolute Relative Dispersion (RARD) Scale	
< 0.5	Excellent homogeneity (e.g., beaches)
0.5 to 1.0	Good homogeneity
1.0 to 1.33	Fair homogeneity
> 1.33	Poor homogeneity (e.g., glacial)





Post-Digestion Grain Size Distribution

Onshore Grab Sample

Sample: VO-30-BB

Total Digested Mass: 84.024 grams

% Silica: 98.3 %

Sieve Size (phi)	Sieve Midpt (phi)	Weight (grams)	Freq Weight %	Cumulative Weight %
-2.00	-2.125	0.000	0.000	0.000
-1.75	-1.875	0.000	0.000	0.000
-1.50	-1.625	0.000	0.000	0.000
-1.25	-1.375	0.000	0.000	0.000
-1.00	-1.125	0.000	0.000	0.000
-0.75	-0.875	0.000	0.000	0.000
-0.50	-0.625	0.000	0.000	0.000
-0.25	-0.375	0.000	0.000	0.000
0.00	-0.125	0.000	0.000	0.000
0.25	0.125	0.000	0.000	0.000
0.50	0.375	0.000	0.000	0.000
0.75	0.625	0.000	0.000	0.000
1.00	0.875	0.004	0.005	0.005
1.25	1.125	0.001	0.001	0.006
1.50	1.375	0.007	0.008	0.014
1.75	1.625	0.026	0.031	0.045
2.00	1.875	0.436	0.519	0.564
2.25	2.125	2.960	3.523	4.087
2.50	2.375	14.715	17.513	21.600
2.75	2.625	32.986	39.258	60.858
3.00	2.875	25.332	30.149	91.006
3.25	3.125	6.213	7.394	98.400
3.50	3.375	0.987	1.175	99.575
3.75	3.625	0.256	0.305	99.880
4.00	3.875	0.101	0.120	100.000
5.00	4.500	0.000	0.000	100.000

Statistical Results			
Mean:	2.6849	phi	(0.1555 mm)
Standard Dev:	0.2634	phi-units	(0.8331 mm)
Skewness:	0.0926	dimensionless	
Kurtosis:	4.0270	dimensionless	
5th Moment:	1.7751	dimensionless	
6th Moment:	38.6272	dimensionless	
RARD *	0.0981	dimensionless	
Median	2.5559	phi	(0.1701 mm)

* RARD = reciprocal absolute relative dispersion (see below)

Statistical Explanation	
Calculations based on the Method of Moments	
Skewness: 3rd Stand. Moment; Exact Gaussian = 0.0	
Kurtosis: 4th Stand. Moment; Exact Gaussian = 3.0	
For Further Explanation, See Calculation Sheets	
Millimeter data calculated by $mm = 2^{(-phi)}$	

Reciprocal Absolute Relative Dispersion (RARD) Scale	
< 0.5	Excellent homogeneity (e.g., beaches)
0.5 to 1.0	Good homogeneity
1.0 to 1.33	Fair homogeneity
> 1.33	Poor homogeneity (e.g., glacial)

