

Onshore Grab Sample

Sample: VO-27-BB
Sample Taken By: J. Ladner
Sample Collected On: 12/3/03
Splits? N/A

County: Volusia
Latitude: 29° 06' 22.98"
Longitude: 80° 56' 28.98"
Datum: NAD 83
Surf. Elev: N/A
Datum: N/A

Fine Data Summary

Total Sample Weight 49.847 grams
Total Fines in Sample 0.184 grams
Total Percent Fines 0.37 %

Dry Sieving Summary

Total Sample Weight 49.634 grams
Total Digested Weight 47.365 grams
Total Carbonate Weight 2.269 grams
Total Silica % 95.43 %
Total Carbonate % 4.57 %
Carbonate/Silica Ratio 0.048

General Comments:

None

Description

Worked By: M. Lachance

Pre-Digestion Grain Size Distribution

Onshore Grab Sample

Sample: VO-27-BB

Total Sample Mass: 49.634 grams

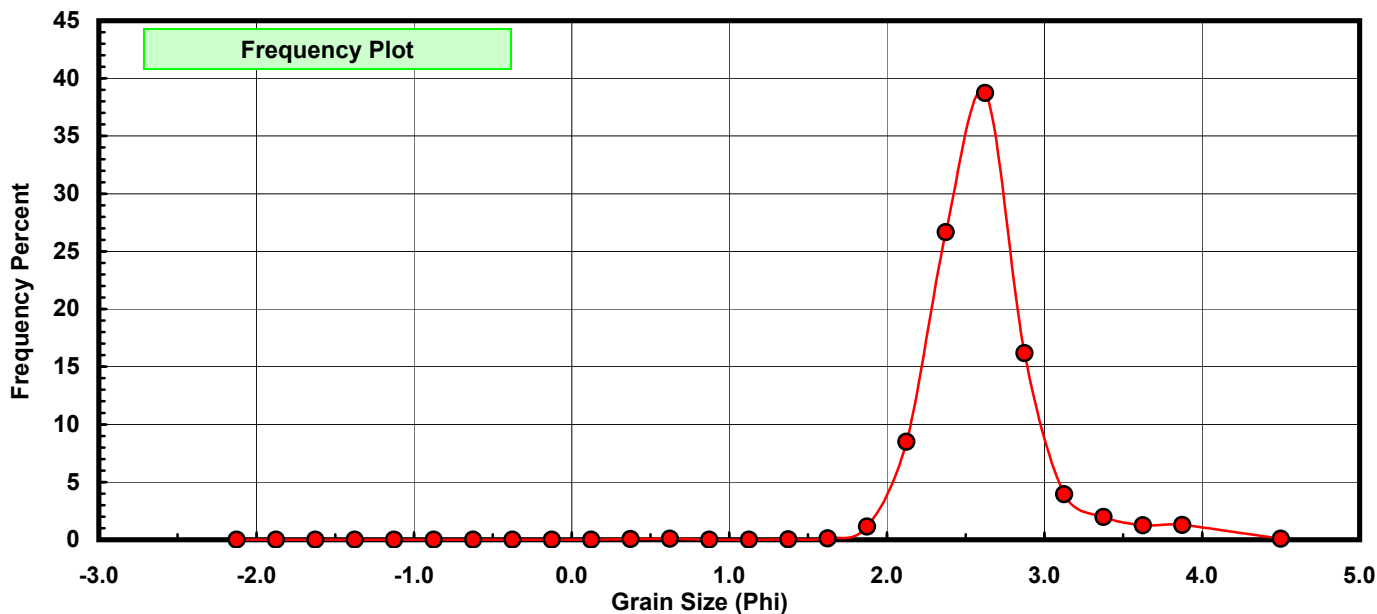
Sieve Size (phi)	Sieve Midpt (phi)	Weight (grams)	Freq Weight %	Cumulative Weight %
-2.00	-2.125	0.000	0.000	0.000
-1.75	-1.875	0.000	0.000	0.000
-1.50	-1.625	0.000	0.000	0.000
-1.25	-1.375	0.000	0.000	0.000
-1.00	-1.125	0.000	0.000	0.000
-0.75	-0.875	0.000	0.000	0.000
-0.50	-0.625	0.000	0.000	0.000
-0.25	-0.375	0.000	0.000	0.000
0.00	-0.125	0.000	0.000	0.000
0.25	0.125	0.000	0.000	0.000
0.50	0.375	0.026	0.052	0.052
0.75	0.625	0.048	0.097	0.149
1.00	0.875	0.003	0.006	0.155
1.25	1.125	0.005	0.010	0.165
1.50	1.375	0.008	0.016	0.181
1.75	1.625	0.054	0.109	0.290
2.00	1.875	0.568	1.144	1.435
2.25	2.125	4.213	8.488	9.923
2.50	2.375	13.231	26.657	36.580
2.75	2.625	19.224	38.732	75.311
3.00	2.875	8.028	16.174	91.486
3.25	3.125	1.957	3.943	95.429
3.50	3.375	0.974	1.962	97.391
3.75	3.625	0.626	1.261	98.652
4.00	3.875	0.631	1.271	99.923
5.00	4.500	0.038	0.077	100.000

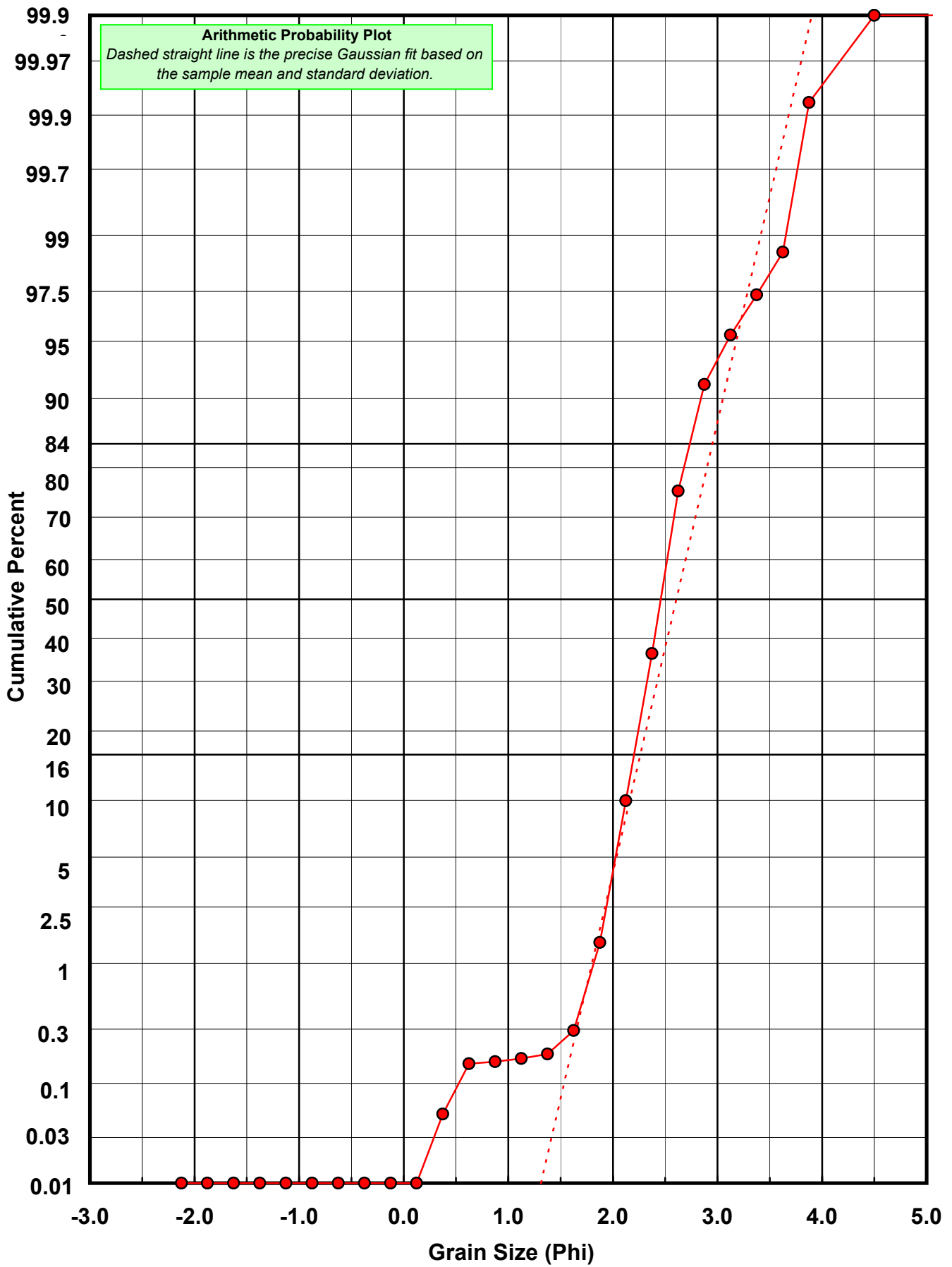
Statistical Results			
Mean:	2.6075	phi	(0.1641 mm)
Standard Dev:	0.3477	phi-units	(0.7858 mm)
Skewness:	0.7061	dimensionless	
Kurtosis:	7.3785	dimensionless	
5th Moment:	2.8624	dimensionless	
6th Moment:	137.1376	dimensionless	
RARD *	0.1333	dimensionless	
Median	2.4616	phi	(0.1815 mm)

* RARD = reciprocal absolute relative dispersion (see below)

Statistical Explanation	
Calculations based on the Method of Moments	
Skewness: 3rd Stand. Moment; Exact Gaussian = 0.0	
Kurtosis: 4th Stand. Moment; Exact Gaussian = 3.0	
For Further Explanation, See Calculation Sheets	
Millimeter data calculated by $mm = 2^{(-phi)}$	

Reciprocal Absolute Relative Dispersion (RARD) Scale	
< 0.5	Excellent homogeneity (e.g., beaches)
0.5 to 1.0	Good homogeneity
1.0 to 1.33	Fair homogeneity
> 1.33	Poor homogeneity (e.g., glacial)





Carbonate Grain Size Distribution

Onshore Grab Sample

Sample: VO-27-BB

Total Carbonate Mass: 2.764 grams

% Carbonate: 4.6 %

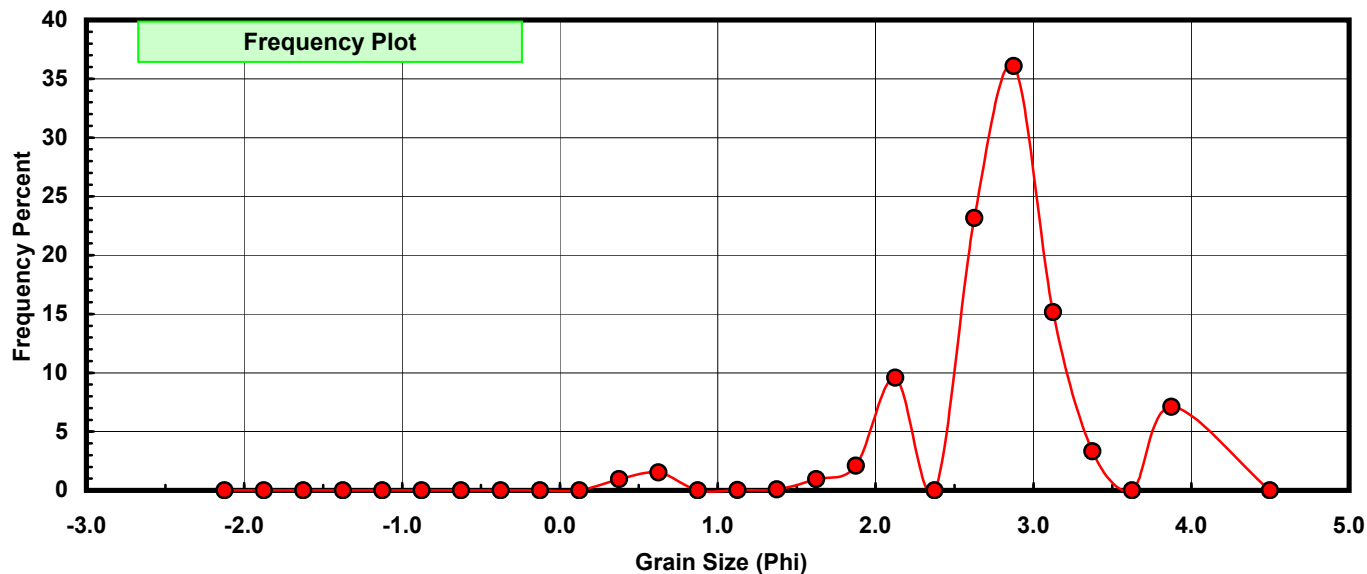
Sieve Size (phi)	Sieve Midpt (phi)	Weight (grams)	Freq Weight %	Cumulative Weight %
-2.00	-2.125	0.000	0.000	0.000
-1.75	-1.875	0.000	0.000	0.000
-1.50	-1.625	0.000	0.000	0.000
-1.25	-1.375	0.000	0.000	0.000
-1.00	-1.125	0.000	0.000	0.000
-0.75	-0.875	0.000	0.000	0.000
-0.50	-0.625	0.000	0.000	0.000
-0.25	-0.375	0.000	0.000	0.000
0.00	-0.125	0.000	0.000	0.000
0.25	0.125	0.000	0.000	0.000
0.50	0.375	0.026	0.941	0.941
0.75	0.625	0.042	1.520	2.460
1.00	0.875	0.000	0.000	2.460
1.25	1.125	0.001	0.036	2.496
1.50	1.375	0.002	0.072	2.569
1.75	1.625	0.026	0.941	3.509
2.00	1.875	0.058	2.098	5.608
2.25	2.125	0.265	9.588	15.195
2.50	2.375	0.000	0.000	15.195
2.75	2.625	0.640	23.155	38.350
3.00	2.875	0.997	36.071	74.421
3.25	3.125	0.419	15.159	89.580
3.50	3.375	0.092	3.329	92.909
3.75	3.625	0.000	0.000	92.909
4.00	3.875	0.196	7.091	100.000
5.00	4.500	0.000	0.000	100.000

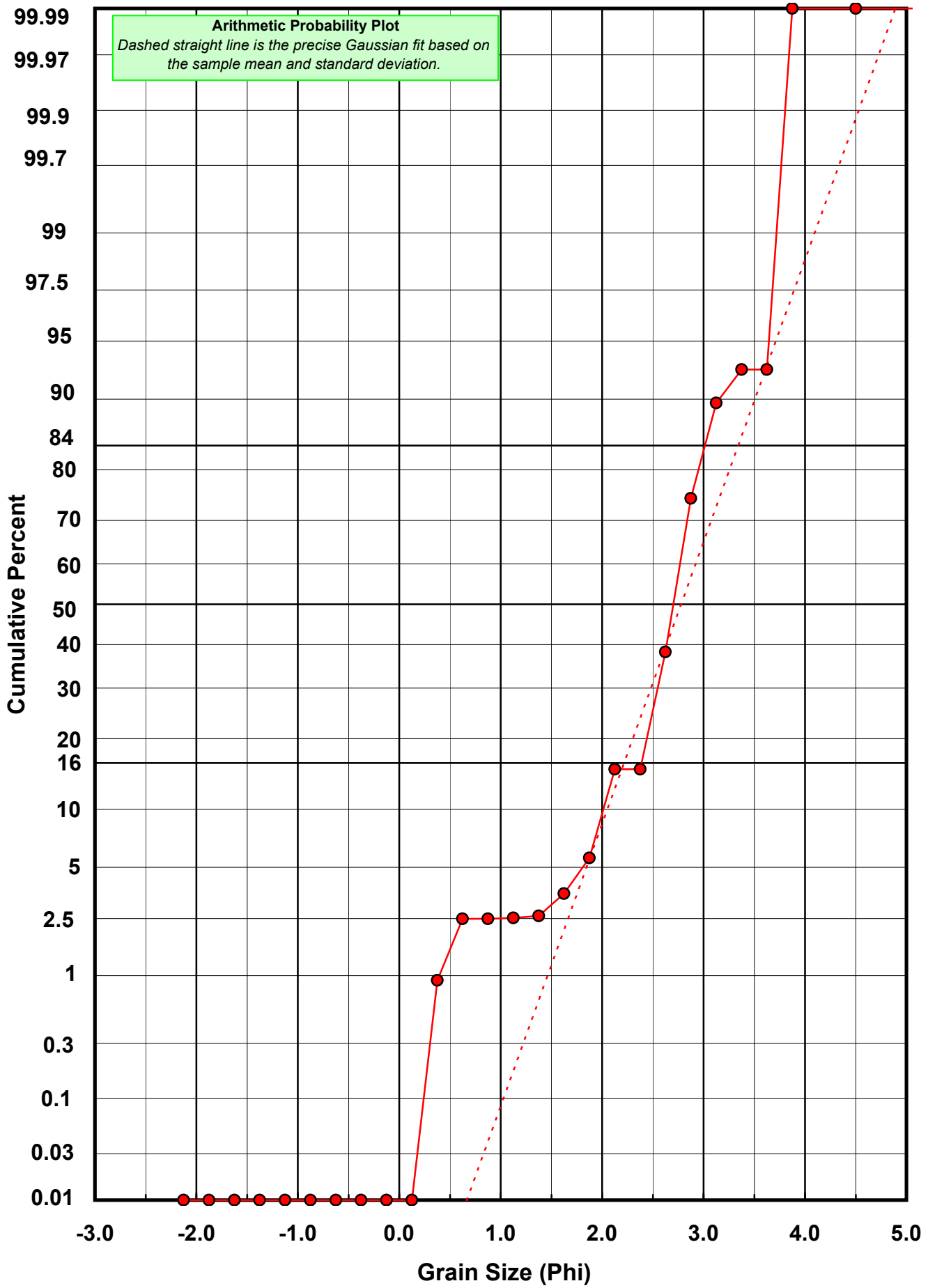
Statistical Results			
Mean:	2.7785	phi	(0.1457 mm)
Standard Dev:	0.5674	phi-units	(0.6748 mm)
Skewness:	-1.2938	dimensionless	
Kurtosis:	7.7520	dimensionless	
5th Moment:	-23.7103	dimensionless	
6th Moment:	105.1377	dimensionless	
RARD *	0.2042	dimensionless	
Median	2.7057	phi	(0.1533 mm)

* RARD = reciprocal absolute relative dispersion (see below)

Statistical Explanation	
Calculations based on the Method of Moments	
Skewness: 3rd Stand. Moment; Exact Gaussian = 0.0	
Kurtosis: 4th Stand. Moment; Exact Gaussian = 3.0	
For Further Explanation, See Calculation Sheets	
Millimeter data calculated by $mm = 2^{(-phi)}$	

Reciprocal Absolute Relative Dispersion (RARD) Scale	
< 0.5	Excellent homogeneity (e.g., beaches)
0.5 to 1.0	Good homogeneity
1.0 to 1.33	Fair homogeneity
> 1.33	Poor homogeneity (e.g., glacial)





Post-Digestion Grain Size Distribution

Onshore Grab Sample

Sample: VO-27-BB

Total Digested Mass: 47.287 grams

% Silica: 95.4 %

Sieve Size (phi)	Sieve Midpt (phi)	Weight (grams)	Freq Weight %	Cumulative Weight %
-2.00	-2.125	0.000	0.000	0.000
-1.75	-1.875	0.000	0.000	0.000
-1.50	-1.625	0.000	0.000	0.000
-1.25	-1.375	0.000	0.000	0.000
-1.00	-1.125	0.000	0.000	0.000
-0.75	-0.875	0.000	0.000	0.000
-0.50	-0.625	0.000	0.000	0.000
-0.25	-0.375	0.000	0.000	0.000
0.00	-0.125	0.000	0.000	0.000
0.25	0.125	0.000	0.000	0.000
0.50	0.375	0.000	0.000	0.000
0.75	0.625	0.006	0.013	0.013
1.00	0.875	0.007	0.015	0.027
1.25	1.125	0.004	0.008	0.036
1.50	1.375	0.006	0.013	0.049
1.75	1.625	0.028	0.059	0.108
2.00	1.875	0.510	1.079	1.186
2.25	2.125	3.948	8.349	9.535
2.50	2.375	13.424	28.388	37.924
2.75	2.625	18.584	39.300	77.224
3.00	2.875	7.031	14.869	92.093
3.25	3.125	1.538	3.252	95.345
3.50	3.375	0.882	1.865	97.211
3.75	3.625	0.884	1.869	99.080
4.00	3.875	0.435	0.920	100.000
5.00	4.500	0.000	0.000	100.000

Statistical Results			
Mean:	2.6004	phi	(0.1649 mm)
Standard Dev:	0.3306	phi-units	(0.7952 mm)
Skewness:	1.0308	dimensionless	
Kurtosis:	5.7582	dimensionless	
5th Moment:	12.1196	dimensionless	
6th Moment:	63.8696	dimensionless	
RARD *	0.1271	dimensionless	
Median	2.4518	phi	(0.1828 mm)

* RARD = reciprocal absolute relative dispersion (see below)

Statistical Explanation	
Calculations based on the Method of Moments	
Skewness: 3rd Stand. Moment; Exact Gaussian = 0.0	
Kurtosis: 4th Stand. Moment; Exact Gaussian = 3.0	
For Further Explanation, See Calculation Sheets	
Millimeter data calculated by $mm = 2^{(-\phi)}$	

Reciprocal Absolute Relative Dispersion (RARD) Scale	
< 0.5	Excellent homogeneity (e.g., beaches)
0.5 to 1.0	Good homogeneity
1.0 to 1.33	Fair homogeneity
> 1.33	Poor homogeneity (e.g., glacial)

